

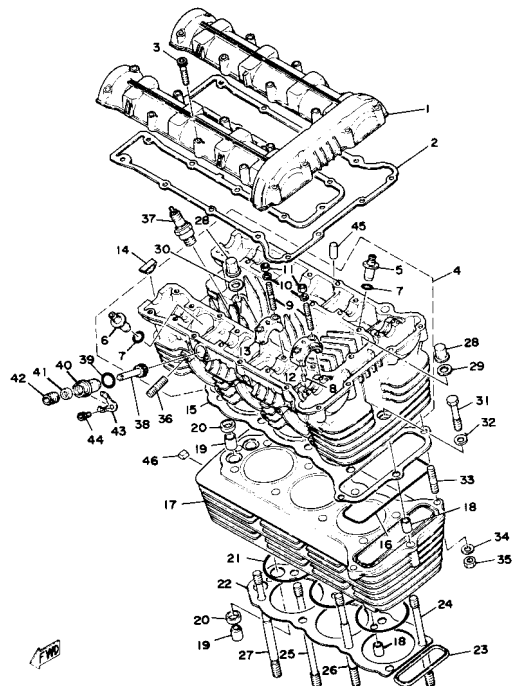
YAMAHA

GENUINE

PARTS CATALOGUE

MOTORCYCLE

CYLINDER HEAD - CYLINDER

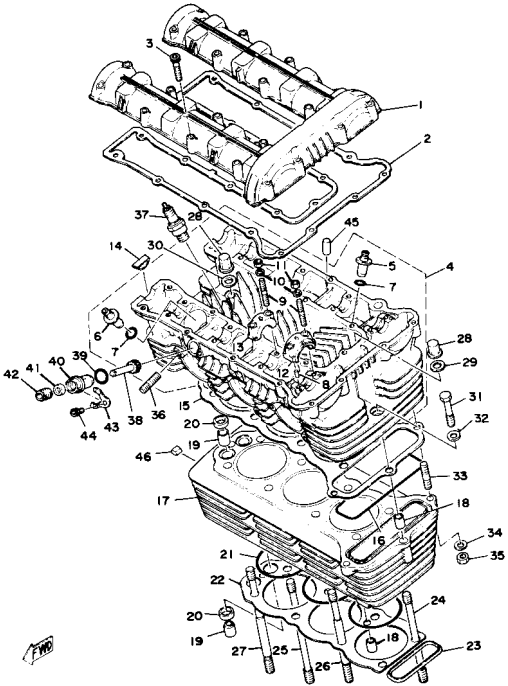


ENGINE TYPE	4-stroke, DOHC, air-cooled
Bore/Stroke/Number Cylinders/Displacement (cc)	68mm / 88.8mm / 3 / 747cc
Compression Ratio/Compression Pressure min.~max.	9.2:1 / 128~156 psi
Spark Plug Type	NGK BP7ES or Champion N-7Y
Spark Plug Gap/Torque/Cap Ω	0.7~0.8mm / 2.0m·kg / 5K Ω ± 10%

Ref. No.	Part Number	Description	Qty	Remarks
1	(2G2-11191-00-00)	COVER, CYLINDER.HEAD 1 ..	1	
2	1J7-11193-00-00	GASKET, HD.COVER 1	1	
3	91316-06035-00	BOLT	21	
4	(2G2-11110-00-00)	CYLINDER HEAD ASSEMBLY .	1	
5	1J7-11133-10-00	. GDE, INTK VLV 1 O/S	3	
6	1J7-11134-10-00	. GDE, EXST VLV 1 O/S	3	
7	93210-11313-00	. O-RING	6	
8	93603-09004-00	. PIN, DOWEL	4	
9	90116-06228-00	. BOLT, STUD	16	
10	90201-06431-00	. WASHER, PLATE (90201-06037-00)	16	
11	(2G2-W0001-90-00) (2K1-W0001-01-00)	GSKTKT TE XS750E GASKTKIT XS750SESF		SEE GRID H1 FOR KIT COMPONENT
	95380-06600-00	. NUT	16	
12	1J7-12173-10-00	. CAP, CAMSHAFT 1	2	
13	1J7-12183-10-00	. CAP, CAMSHAFT 2	6	
14	1J7-11138-00-00	. PLUG	2	
15	2F3-11181-00-00	GASKET, CYLINDER HEAD 1 .	1	
16	1J7-11355-00-00	SEAL, CYLINDER 1	1	
17	(2G2-11310-00-00)	CYLINDER	1	
18	99530-10014-00	PIN, DOWEL	4	
19	99530-14016-00	PIN, DOWEL	4	
20	1J7-11357-00-00	SEAL, CYLINDER 3	4	
21	93210-74316-00	O-RING	3	
22	1J7-11351-02-00	GASKET, CYLINDER	1	
23	1J7-11356-00-00	SEAL, CYLINDER 2	1	
24	90116-10273-00	BOLT, STUD	3	M10-154L
25	90116-10274-00	BOLT, STUD	1	M10-177L

CONTINUED ON NEXT FRAME ►

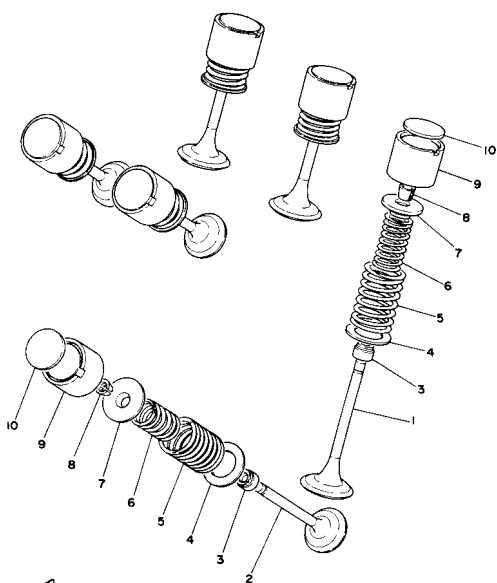
CYLINDER HEAD - CYLINDER



ENGINE TYPE	4-stroke, DOHC, air-cooled
Bore/Stroke/Number Cylinders/Displacement (cc)	68mm / 88.8mm / 3 / 747cc
Compression Ratio/Compression Pressure min.~max.	9.2:1 / 128~156 psi
Spark Plug Type	NGK BP7ES or Champion N-7Y
Spark Plug Gap/Torque/Cap Ω	0.7~0.8mm / 2.0m·kg / 5K Ω ± 10%

Ref. No.	Part Number	Description	Qty	Remarks
26	2F3-11363-00-00	BOLT, CYLINDER HOLDING 3	2	M10-154L
27	2F3-11364-00-00	BOLT, CYLINDER HOLDING 4	2	M10-177L
28	90176-10049-00	NUT, CROWN	8	
29	90201-10124-00	WASHER, PLATE	6	
30	90201-10131-00	WASHER, PLATE	2	
31	97313-08045-00	BOLT	2	
32	90201-084G3-00	WASHER, PLATE	2	
33	90116-08161-00	BOLT, STUD	2	
34	90201-084G3-00	WASHER, PLATE	2	
35	(2G2-W0001-90-00) (2K1-W0001-01-00)	GSKTKT TE XS750E GASKTKIT XS750SESF		SEE GRID H-1 FOR KIT COMPONENT
	95333-08600-00	NUT	2	
36	90116-08271-00	BOLT, STUD	6	
37	CMP-N7YC0-00-00 NGK-BP7ES-00-00	CHAMPION N7YC 4PK PLUG, SPARK (NGK BP-7ES)	3	
38	1J7-17841-00-00	GEAR, DRIVEN	1	
39	93210-15171-00	O-RING	1	
40	2F3-17811-00-00	HOUSING, TACH GEAR	1	
41	93104-07036-00	OIL SEAL, SO-TYPE	1	
42	256-17848-00-00	ADAPTER	1	
43	1J7-17812-00-00	STOPPER	1	
44	91316-06012-00	BOLT, SOCKET HEAD	1	
45	16G-13569-00-00	PLUG, BLIND	1	
46	434-11161-00-00	ABSORBER 1	29	

VALVE



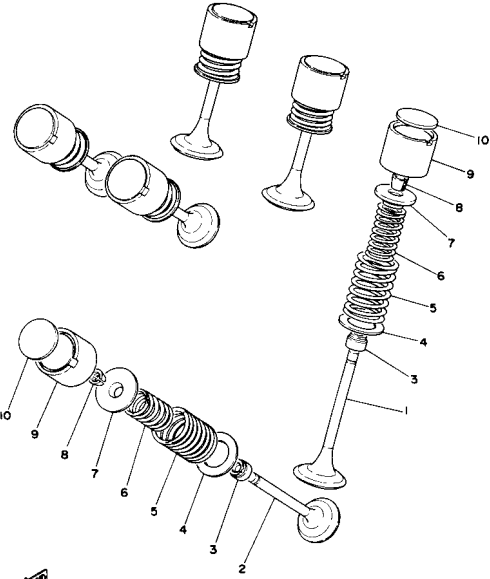
Valve Clearance (cold) Intake/Exhaust 0.16~0.20mm / 0.21~0.25mm

Valve Seat Clearance	Maximum
Intake 0.010 — 0.040 mm (0.0004 — 0.0016 in)	0.010 mm (0.004)
Exhaust 0.025 — 0.055mm (0.0010 — 0.0022 in)	0.12 mm (0.005)

Ref. No.	Part Number	Description	Qty	Remarks
1	1J7-12111-01-00	VALVE, INTAKE 1	3	
2	12R-12121-00-00	VALVE, EXHAUST	3	
3	1J7-12119-01-00	SEAL, VALVE STEM	6	
4	1J7-12116-00-00	SEAT, VALVE SPRING	6	
5	90501-39414-00	SPRING, COMPRESSION	6	
6	90501-28415-00	SPRING, COMPRESSION	6	
7	2F3-12117-00-00	RETAINER, VALVE SPRING ..	6	
8	1J7-12118-00-00	COTTER, VALVE	12	
9	31A-12153-00-E0	LIFTER, VALVE (4H7-12153-01)	6	
10	1J7-12169-01-00	PAD, ADJUSTING 2.00 (2.00) ..	6	U.R.
	1J7-12169-11-00	PAD, ADJUSTING 2.05 (2.05) ..	6	U.R.
	1J7-12169-21-00	PAD, ADJUSTING 2.10 (2.10) ..	6	U.R.
	1J7-12169-31-00	PAD, ADJUSTING 2.15 (2.15) ..	6	U.R.
	1J7-12169-41-00	PAD, ADJUSTING 2.20 (2.20) ..	6	U.R.
	1J7-12169-51-00	PAD, ADJUSTING 2.25 (2.25) ..	6	U.R.
	1J7-12169-61-00	PAD, ADJUSTING 2.30 (2.30) ..	6	U.R.
	1J7-12169-71-00	PAD, ADJUSTING 2.35 (2.35) ..	6	U.R.
	1J7-12169-81-00	PAD, ADJUSTING 2.40 (2.40) ..	6	U.R.
	1J7-12169-91-00	PAD, ADJUSTING 2.45 (2.45) ..	6	U.R.
	1J7-12169-A1-00	PAD, ADJUSTING 2.50 (2.50) ..	6	U.R.
	1J7-12169-E1-00	PAD, ADJUSTING 2.55 (2.55) ..	6	U.R.
	1J7-12169-F1-00	PAD, ADJUSTING 2.60 (2.60) ..	6	U.R.
	1J7-12169-G1-00	PAD, ADJUSTING 2.65 (2.65) ..	6	U.R.
	1J7-12169-H1-00	PAD, ADJUSTING 2.70 (2.70) ..	6	U.R.
	1J7-12169-J1-00	PAD, ADJUSTING 2.75 (2.75) ..	6	U.R.
	1J7-12169-K1-00	PAD, ADJUSTING 2.80 (2.80) ..	6	U.R.
	1J7-12169-L1-00	PAD, ADJUSTING 2.85 (2.85) ..	6	U.R.
	1J7-12169-M1-00	PAD, ADJUSTING 2.90 (2.90) ..	6	U.R.
	1J7-12169-N1-00	PAD, ADJUSTING 2.95 (2.95) ..	6	U.R.

CONTINUED ON NEXT FRAME ➤

VALVE

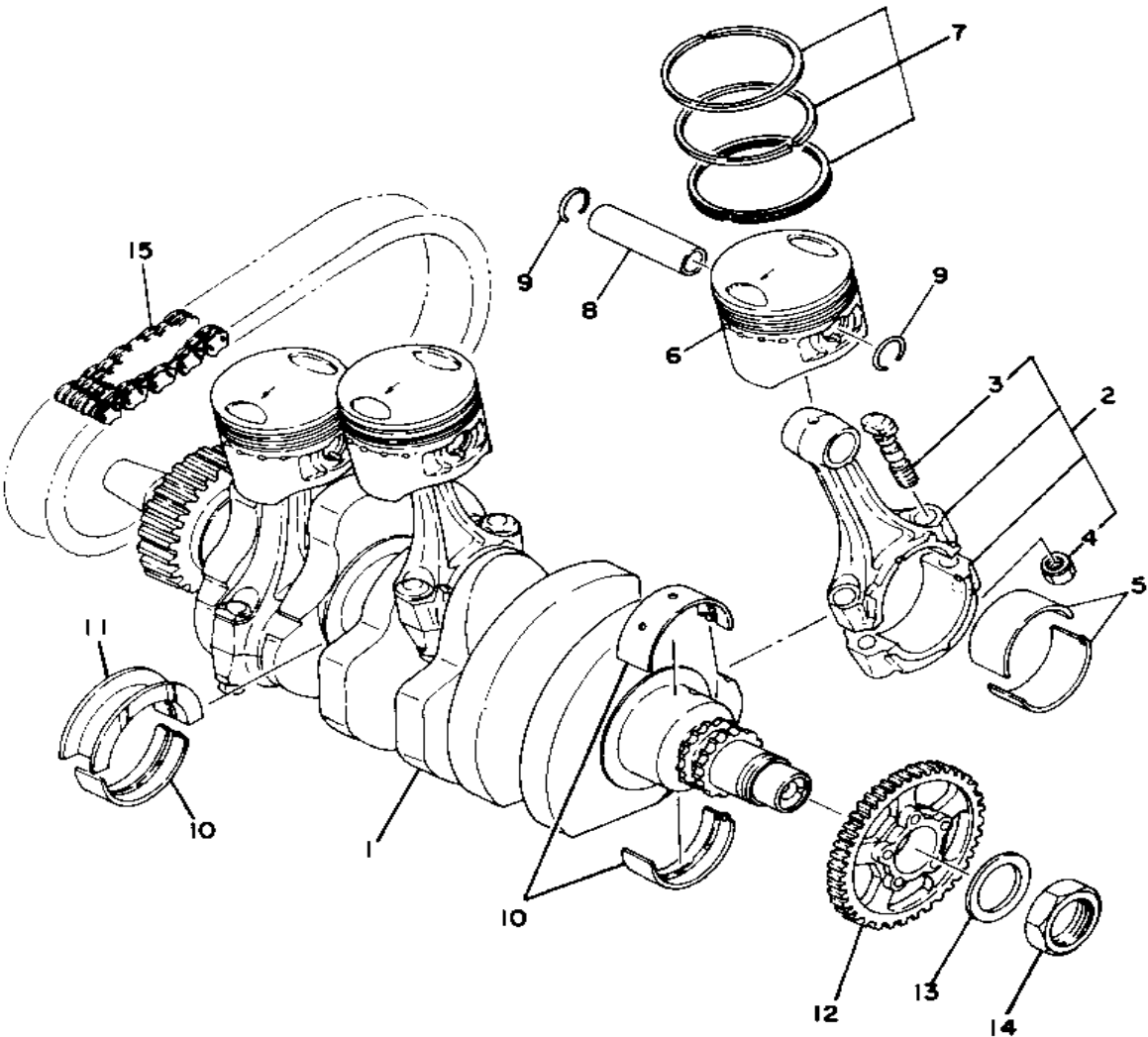


Ref. No.	Part Number	Description	Qty	Remarks
10	1J7-12169-R1-00	PAD, ADJUSTING 3.00 (3.00) ..	6	U.R.
	1J7-12169-T1-00	PAD, ADJUSTING 3.05 (3.05) ..	6	U.R.
	1J7-12169-U1-00	PAD, ADJUSTING 3.10 (3.10) ..	6	U.R.
	1J7-12169-V1-00	PAD, ADJUSTING 3.15 (3.15) ..	6	U.R.
	1J7-12169-W1-00	PAD, ADJUSTING 3.20 (3.20) ..	6	U.R.

Valve Clearance (cold) Intake/Exhaust 0.16~0.20mm / 0.21~0.25mm

Valve Seat Clearance	Maximum
Intake 0.010 – 0.040 mm (0.0004 – 0.0016 in)	0.010 mm (0.004)
Exhaust 0.025 – 0.055mm (0.0010 – 0.0022 in)	0.12 mm (0.005)

CRANKSHAFT PISTON



FWD

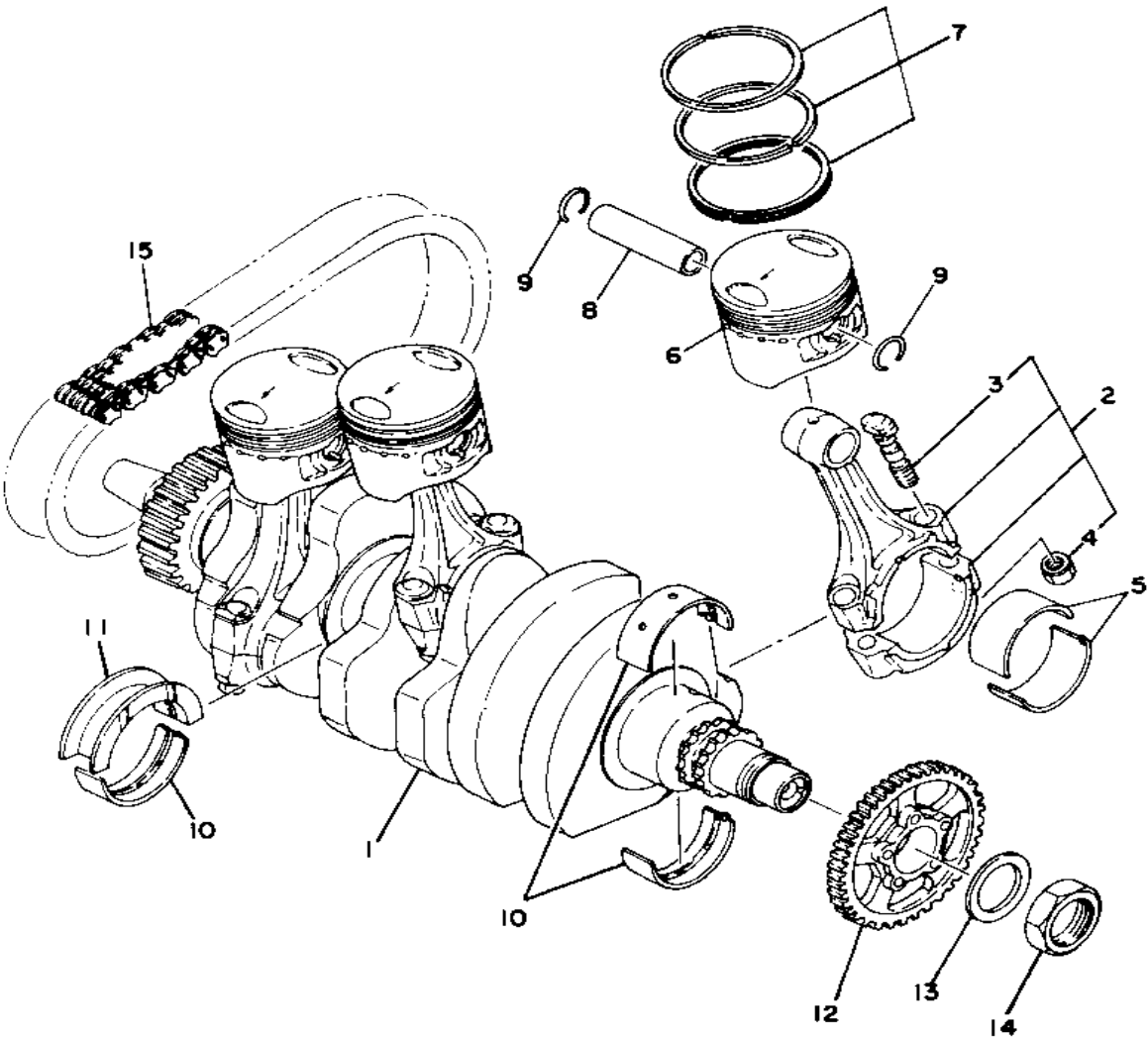
Crankshaft

Run-out limit: 0.03 mm (0.001 in)

Ref. No.	Part Number	Description	Qty	Remarks
1	2K3-11411-09-00	CRANKSHAFT	1	
2	1J7-Y1165-01-00	CONNECTING ROD ASSEMBLY	3	
3	1J7-11654-00-00	BOLT, CON ROD	6	
4	90170-09192-00	NUT, HEXAGON	6	
5	2F3-11656-00-00	PLANE BRNG, CON ROD	6	U.R. BLUE
	2F3-11656-10-00	PLANE BRNG, CON ROD	6	U.R. BLACK
	2F3-11656-20-00	PLANE BRNG, CON ROD	6	U.R. BROWN
	2F3-11656-30-00	PLANE BRNG, CON ROD	6	U.R. GREEN
	2F3-11656-40-00	PLANE BRNG, CON ROD	6	U.R. YELLOW
6	(2F3-11637-04-00)	PISTON 3 O/S 0.5	3	ALTERNATE PART
	(2F3-11638-04-00)	PISTON 4 O/S 1.0	3	
	(2F3-11638-04-00)	PISTON 4 O/S 1.0	3	ALTERNATE PART
	2F3-11631-04-96	PISTON STD	3	
	2F3-11635-04-00	PISTON 1 O/S 0.5	3	ALTERNATE PART
	2F3-11636-04-00	PISTON 2 O/S 0.0	3	
	2F3-11636-04-00	PISTON 2 O/S 0.0	3	ALTERNATE PART
7	(2F3-11610-33-00)	PISTON RINGSET 3RD	3	
	2F3-11610-03-00	PISTON RINGSET STD (2F3-11610-02)	3	
	2F3-11610-13-00	PISTON RINGSET 1ST (2F3-11610-12)	3	
	2F3-11610-23-00	PISTON RINGSET 2ND (2F3-11610-22)	3	
	2F3-11610-43-00	PISTON RINGSET 4TH (2F3-11610-42)	3	
8	1J7-11633-00-00	PIN, PISTON	3	
9	90468-12069-00	CLIP	6	
10	1J7-11416-10-00	PLANE BRNG, CRSF 1	7	U.R. BLACK
	1J7-11416-10-00	PLANE BRNG, CRSF 1	7	U.R. BLUE
	1J7-11416-20-00	PLANE BRNG, CRSF 1	7	U.R. BROWN

CONTINUED ON NEXT FRAME ►

CRANKSHAFT PISTON

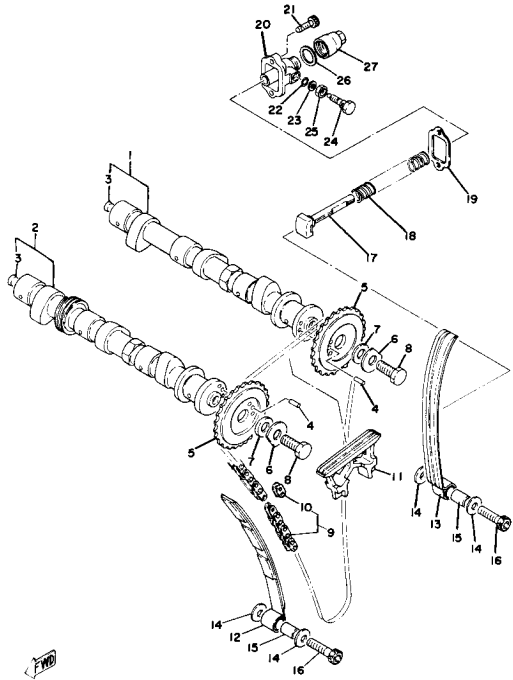


Ref. No.	Part Number	Description	Qty	Remarks
10	1J7-11416-30-00	PLANE BRNG, CRSF 1	7	U.R. GREEN
	1J7-11416-40-00	PLANE BRNG, CRSF 1	7	U.R. YELLOW
11	(1J7-11417-30-00)	PLANE BRNG, CRSF 2	1	U.R. BROWN
	(1J7-11417-30-00)	PLANE BRNG, CRSF 2	1	U.R. GREEN
	(1J7-11417-40-00)	PLANE BRNG, CRSF 2	1	U.R. YELLOW
	1J7-11417-00-00	PLANE BRNG, CRSF 2	1	U.R. BLUE
	1J7-11417-10-00	PLANE BRNG, CRSF 2	1	U.R. BLACK
12	(1J7-13324-00-00)	GEAR, PUMP DRIVE	1	
13	90201-26600-00	WASHER, PLATE	1	
14	(90170-26191-00)	NUT, HEXAGON	1	
15	1J7-16139-04-00	CHAIN, PRIMARY	1	

FWD

Crankshaft
Run-out limit: 0.03 mm (0.001 in)

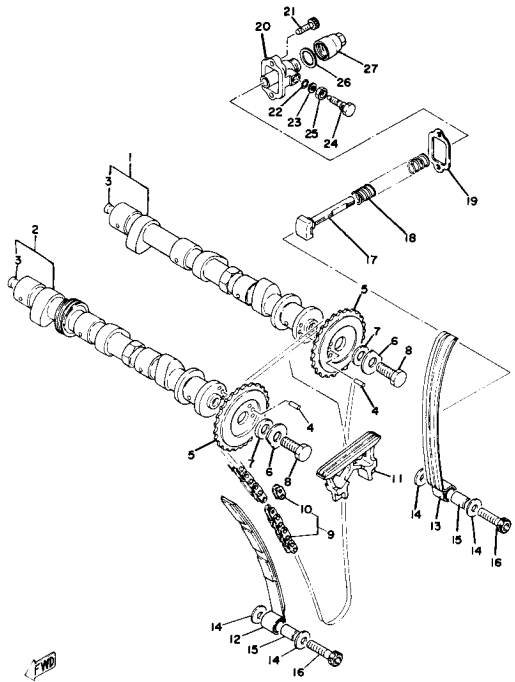
CAM - CHAIN TENSIONER



Ref. No.	Part Number	Description	Qty	Remarks
1	(1J7-81600-50-00)	AC GENERATOR ASSEMBLY	1	
	(3J2-12171-00-00)	CAMSHAFT 1	1	
2	(1J7-81650-10-00)	ROTOR ASSEMBLY	1	
	(1T5-12181-00-00)	CAMSHAFT 2	1	
3	(90331-10011-00)	PLUG, TIGHT	2	
	1J7-81610-50-00	STATOR ASSEMBLY	1	
4	1J7-81660-10-00	. FIELD COIL ASSEMBLY	1	
	93604-10010-00	PIN, DOWEL	2	
5	1J7-12176-01-00	SPROCKET, CAM CHAIN	2	
	91316-06012-00	. BOLT, SOCKET HEAD	3	
6	(90209-10149-00)	WASHER, SPEC'L SHAP	2	
	90101-10188-00	BOLT	1	
7	(90201-10596-00)	WASHER, PLATE	2	
	92990-10100-00	WASHER, SPRING	1	
8	90201-102J5-00	WASHER, PLATE	1	
	97011-10025-00	BOLT	2	
9	90110-06138-00	BOLT, HEX SKT HEAD	4	
	94500-02124-00	CHAIN	1	
10	341-26397-01-00	BAND	2	
	94600-02001-00	. JOINT, CHAIN (BF05M)	1	
11	1J7-12241-00-00	GUIDE, STOPPER 2	1	
12	1J7-12251-01-00	DAMPER, CHAIN 1 (1J7-12251-00)	1	
13	1J7-12252-00-00	DAMPER, CHAIN 2	1	
14	90201-06066-00	WASHER, PLATE	4	
15	90387-06540-00	COLLAR	2	
16	91316-06035-00	BOLT	2	
17	1J7-12217-00-00	ROD, CHN TENSIONER	1	
18	90501-16417-00	SPRING, COMPRESSION	1	

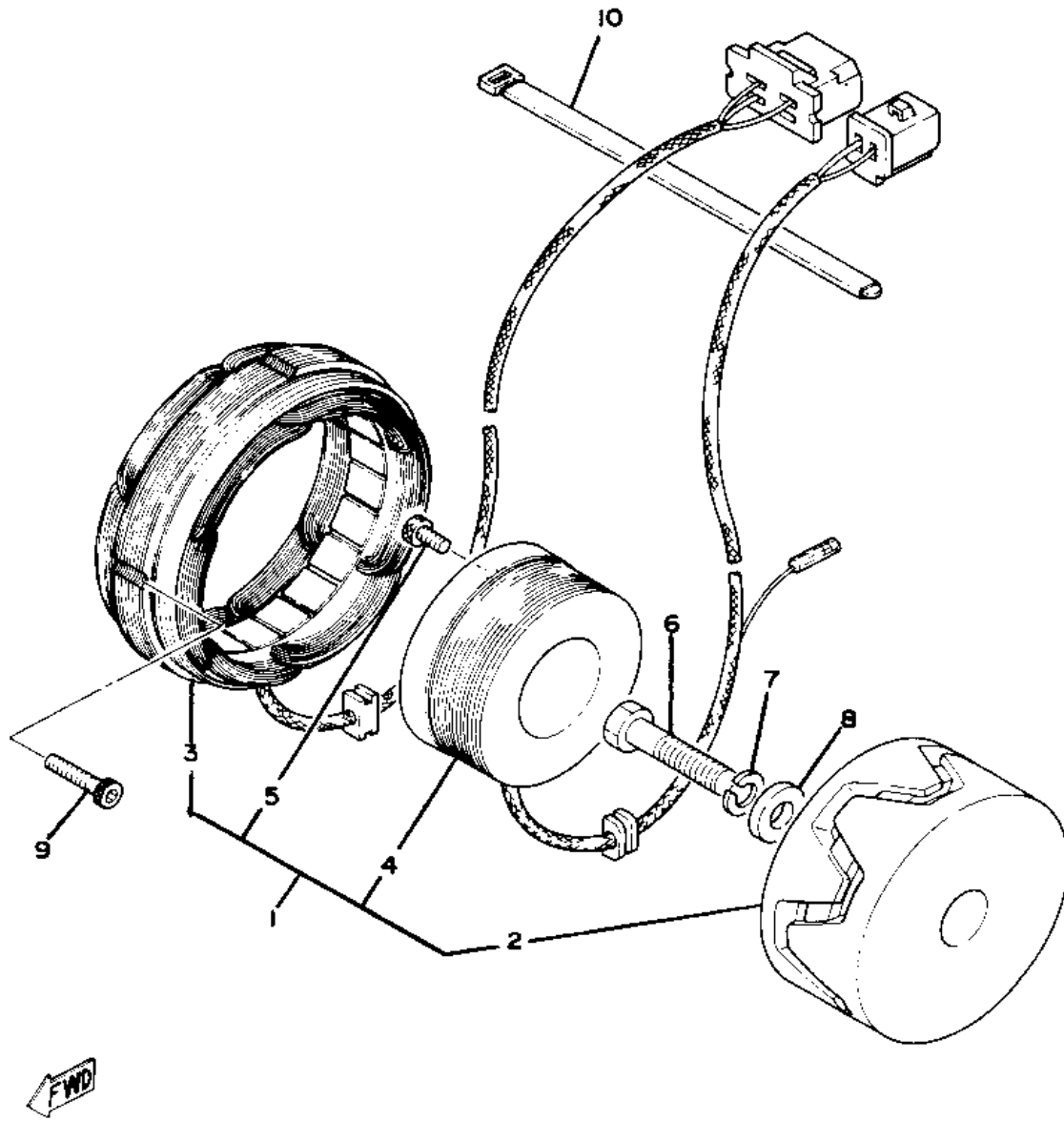
CONTINUED ON NEXT FRAME ►

CAM - CHAIN TENSIONER



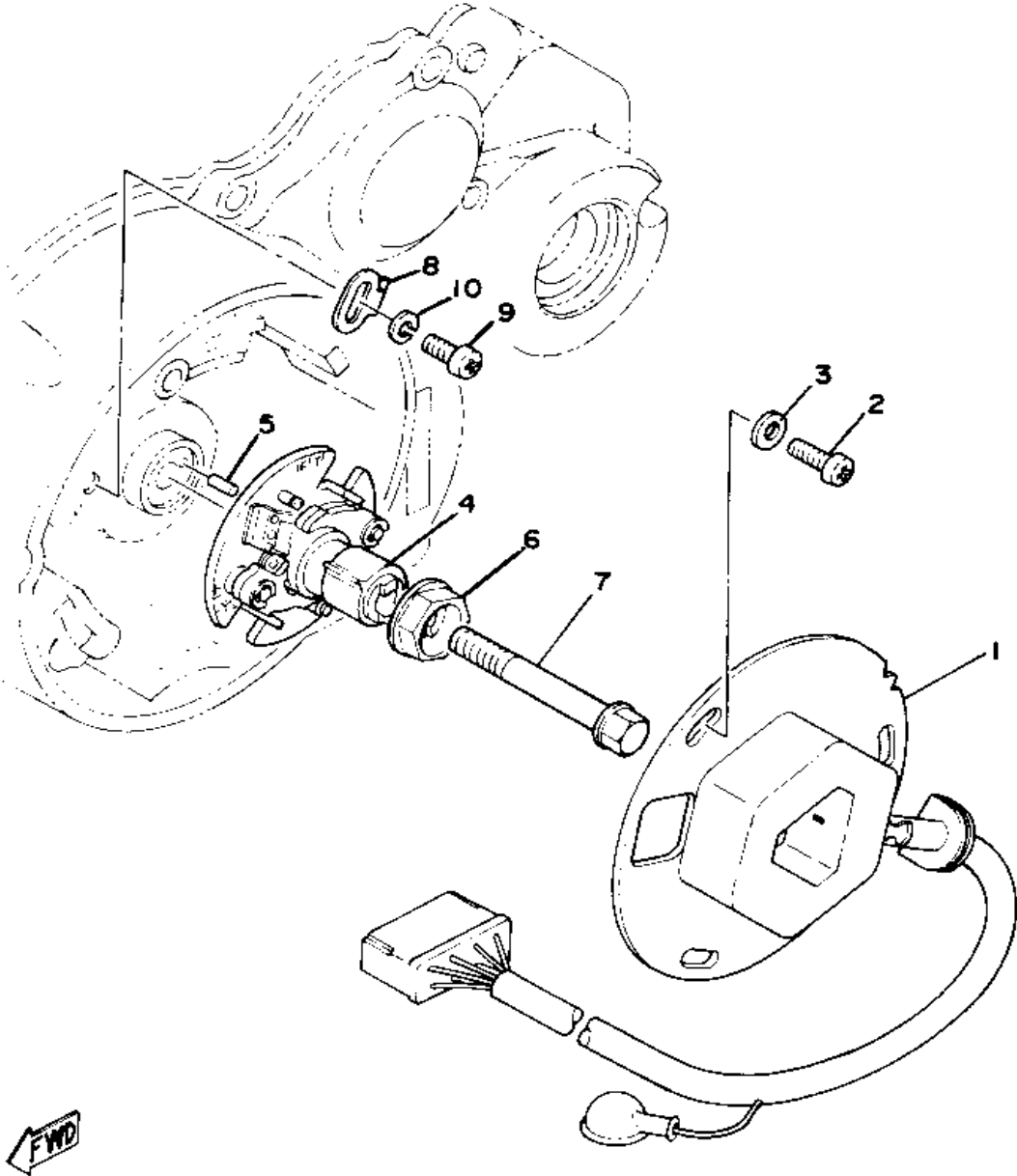
Ref. No.	Part Number	Description	Qty	Remarks
19	1J7-12213-00-00	GASKET, TENSNR CASE	1	
20	2G2-12212-00-00	CASE, CHAIN TENSNR	1	
21	91316-06020-00	BOLT, SOCKET HEAD	2	
22	93210-06632-00	O-RING	1	
23	92901-06600-00	WASHER	1	
24	90109-08442-00	BOLT	1	
25	95303-08700-00	NUT	1	
26	90430-16152-00	GASKET	1	
27	1J7-12215-01-00	CAP, TENSIONER CASE	1	

A - C - GENERATOR



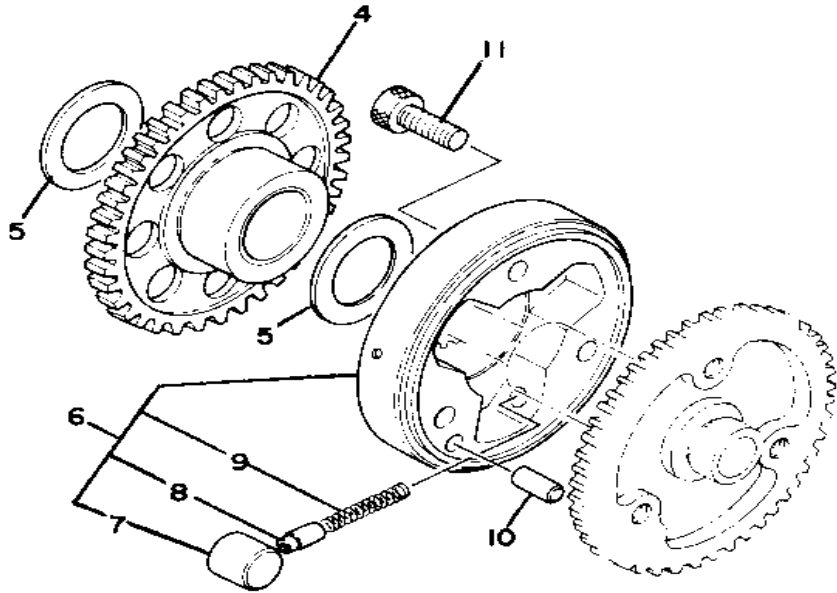
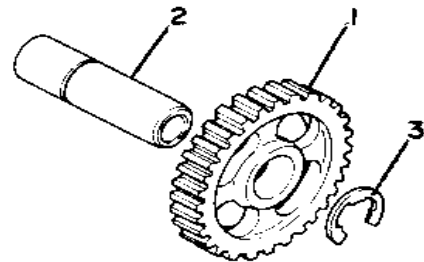
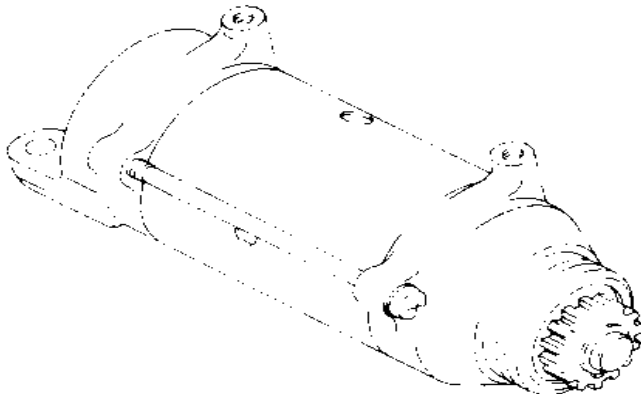
Ref. No.	Part Number	Description	Qty	Remarks
1	(1J7-81600-50-00)	AC GENERATOR ASSEMBLY	1	
2	(1J7-81650-10-00)	ROTOR ASSEMBLY	1	
3	1J7-81610-50-00	. STATOR ASSEMBLY	1	
4	1J7-81660-10-00	. FIELD COIL ASSEMBLY	1	
5	91316-06012-00	. BOLT, SOCKET HEAD	3	
6	90101-10188-00	BOLT	1	
7	92990-10100-00	WASHER, SPRING	1	
8	90201-102J5-00	WASHER, PLATE	1	
9	90110-06138-00	BOLT, HEX SKT HEAD	4	
10	341-26397-01-00	BAND	2	

PULSER - GOVERNOR



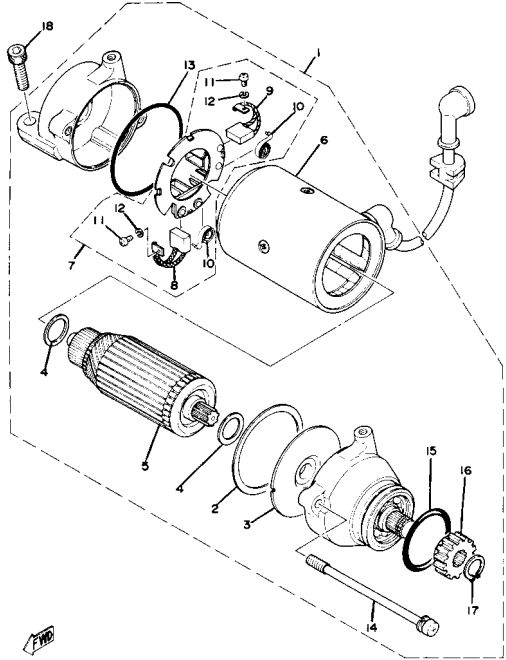
Ref. No.	Part Number	Description	Qty	Remarks
1	2F3-81671-10-00	BASE, PICKUP	1	
2	98503-06014-00	SCREW, PAN HEAD (92502-06016)	3	
3	92990-06200-00	WASHER	3	
4	(2F3-81653-11-00)	GOVERNOR ASSEMBLY	1	
5	93604-08071-00	PIN, DOWEL	1	
6	2F3-81655-00-00	WASHER	1	
7	90105-08067-00	BOLT, WASHER BASED	1	
8	1J7-81632-00-00	NO LONGER AVAILABLE	1	
9	98580-05012-00	SCREW, PAN HEAD	1	
10	92990-05100-00	WASHER, SPRING	1	

STARTING MOTOR UNIT



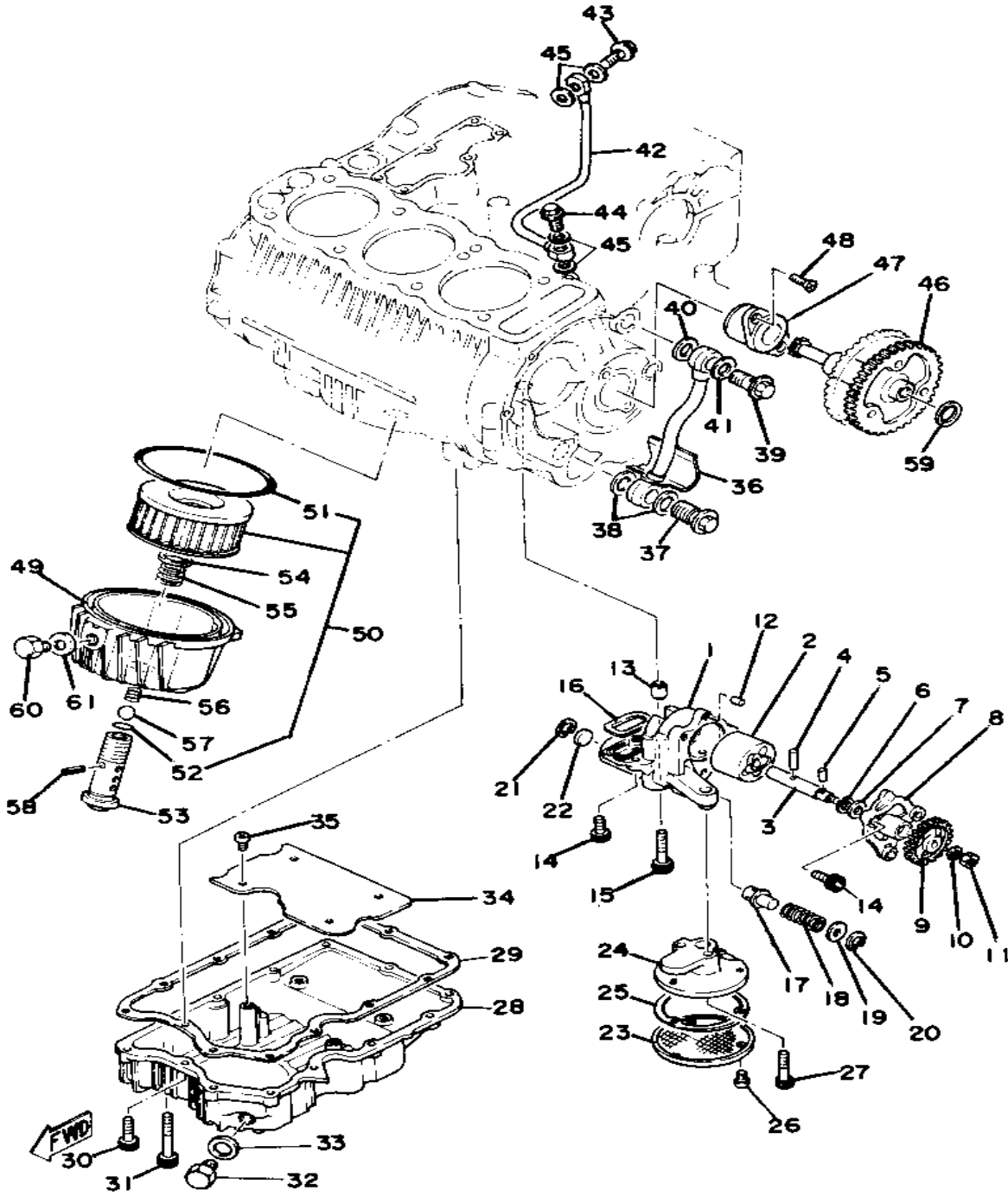
Ref. No.	Part Number	Description	Qty	Remarks
1	1J7-15512-01-00	GEAR, IDLER 1	1	
2	1J7-15521-00-00	SHAFT 1	1	
3	99001-15600-00	CIRCLIP, E-TYPE	1	
4	(1J7-15517-01-00)	GEAR, IDLER 2	1	
5	90201-25291-00	WASHER, PLATE	2	
6	(1J7-15580-01-00)	STR CLUTCH OTR ASSEMBLY	1	
7	93615-17125-00	. PIN, DOWEL	3	
8	1J7-15583-01-00	. CAP, STARTER CLUTCH SPRING	3	
9	90501-03298-00	. SPRING, COMPRESSION (341-15584-02)	3	
10	93606-14081-00	PIN, DOWEL	1	
11	91316-08020-00	BOLT	3	

STARTING MOTOR



Ref. No.	Part Number	Description	Qty	Remarks
1	(1J7-81800-60-00)	STARTING MOTOR ASSEMBLY	1	
2	371-81809-20-00	. WASHER KIT	1	
3	(371-81845-20-00)	PLATE	1	
4	371-81809-20-00	. WASHER KIT	1	
5	3J2-81850-60-00	. ARMATURE ASSEMBLY	1	
6	(1J7-81810-60-00)	STATOR ASSEMBLY	1	
7	1J7-81840-60-00	. BRUSH HOLDER ASSEMBLY	1	
8	371-81811-20-00	.. BRUSH 1	1	
9	371-81812-20-00	.. BRUSH 2	1	
10	371-81813-20-00	.. SPRING, BRUSH	2	
11	98580-03008-00	.. SCREW, PAN HEAD	2	
12	92990-03100-00	.. WASHER, SPRING (92901-03100)	2	
13	371-81847-20-00	. O-RING	1	
14	(1J7-81826-60-00)	BOLT	2	
15	1J7-81847-60-00	. O-RING	1	
16	1J7-15511-00-00	. GEAR, STARTING MTR	1	
17	99009-12400-00	. CIRCLIP	1	
18	91311-08025-00	BOLT, SOCKET HEAD	2	

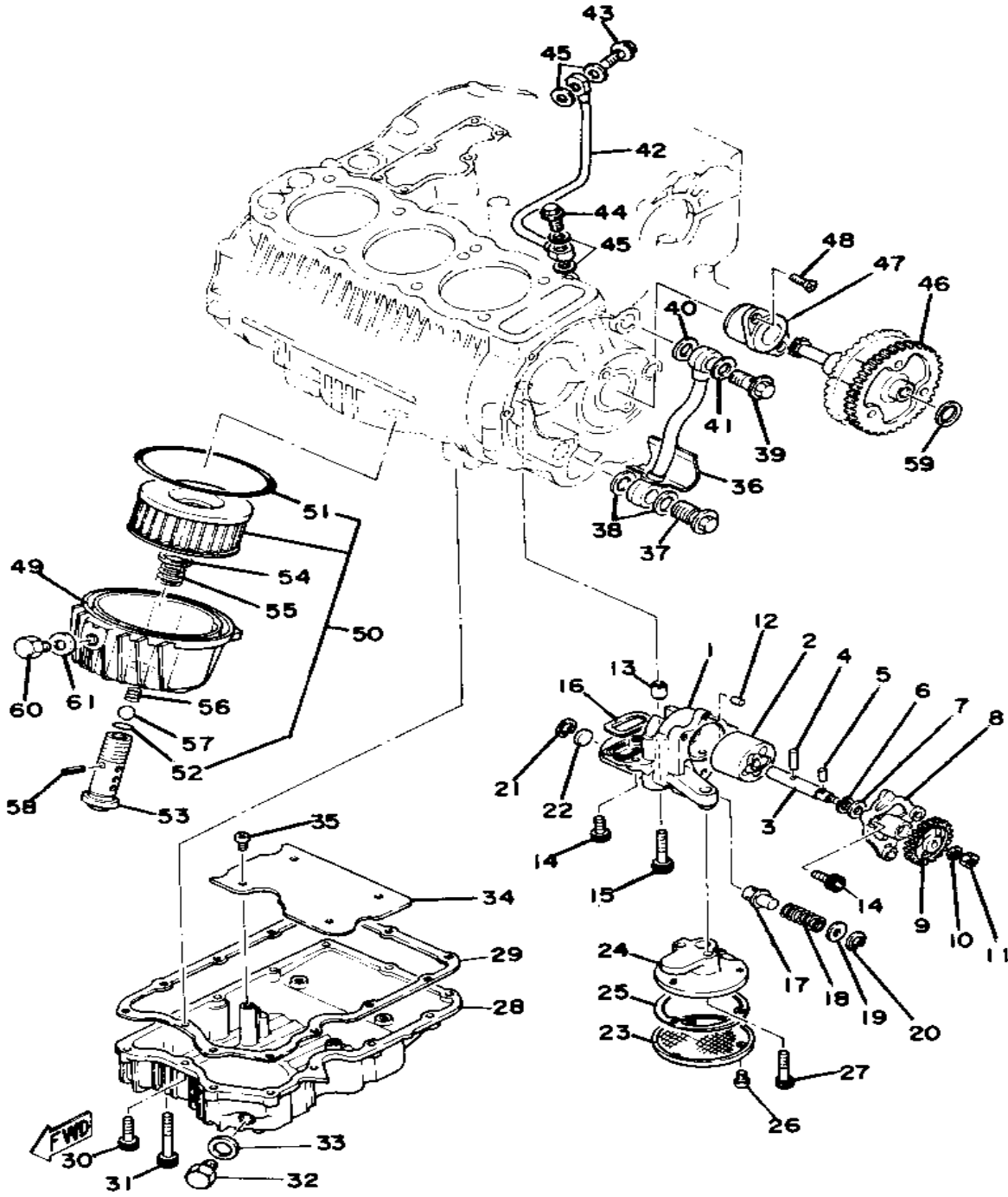
OIL PUMP - OIL CLEANER



Ref. No.	Part Number	Description	Qty	Remarks
1	(2F3-13316-01-00)	COVER, PUMP	1	
	(99999-01081-00)	HOUSING ROTOR	1	
	2F3-13336-02-00	. HOUSING, ROTOR	1	
2	2F3-13310-01-00	ROTOR ASSEMBLY 1	1	
3	(2F3-13306-00-00)	COVER, PUMP	1	
4	93603-17070-00	PIN, DOWEL	1	
5	93603-12007-00	PIN, DOWEL	1	
6	93440-11024-00	CIRCLIP	1	
7	(90201-11154-00)	WASHER, PLATE	1	
8	(2F3-13316-01-00)	COVER, PUMP	1	
	(99999-01081-00)	HOUSING ROTOR	1	
	2F3-13336-02-00	. HOUSING, ROTOR	1	
9	(1J7-13326-02-00)	GEAR, PUMP DRIVEN 2	1	
10	92995-06100-00	WASHER, SPRING	1	
11	95380-06600-00	NUT	1	
12	93603-07073-00	PIN, DOWEL	1	
13	99510-12016-00	PIN, DOWEL	2	
14	91316-06020-00	BOLT, SOCKET HEAD	4	
15	91316-06040-00	BOLT, SOCKET HEAD	2	
16	1J7-13338-00-00	SEAL	1	
17	1J7-13483-00-00	PLUNGER, RELIEF	1	
18	1J7-13484-00-00	SPRING, RELIEF	1	
19	(90201-04594-00)	WASHER, PLATE	1	
20	99009-17500-00	CIRCLIP	1	
21	(93420-19047-00)	CIRCLIP, R-TYPE	1	
22	90338-19079-00	PLUG, SPEC'L SHAPE	1	
23	2F3-13411-00-00	STRAINER, OIL	1	
24	(1J7-13412-01-00)	HOUSING, STRAINER	1	
25	1J7-13415-00-00	SEAL, OIL STRAINER	1	

CONTINUED ON NEXT FRAME ➤

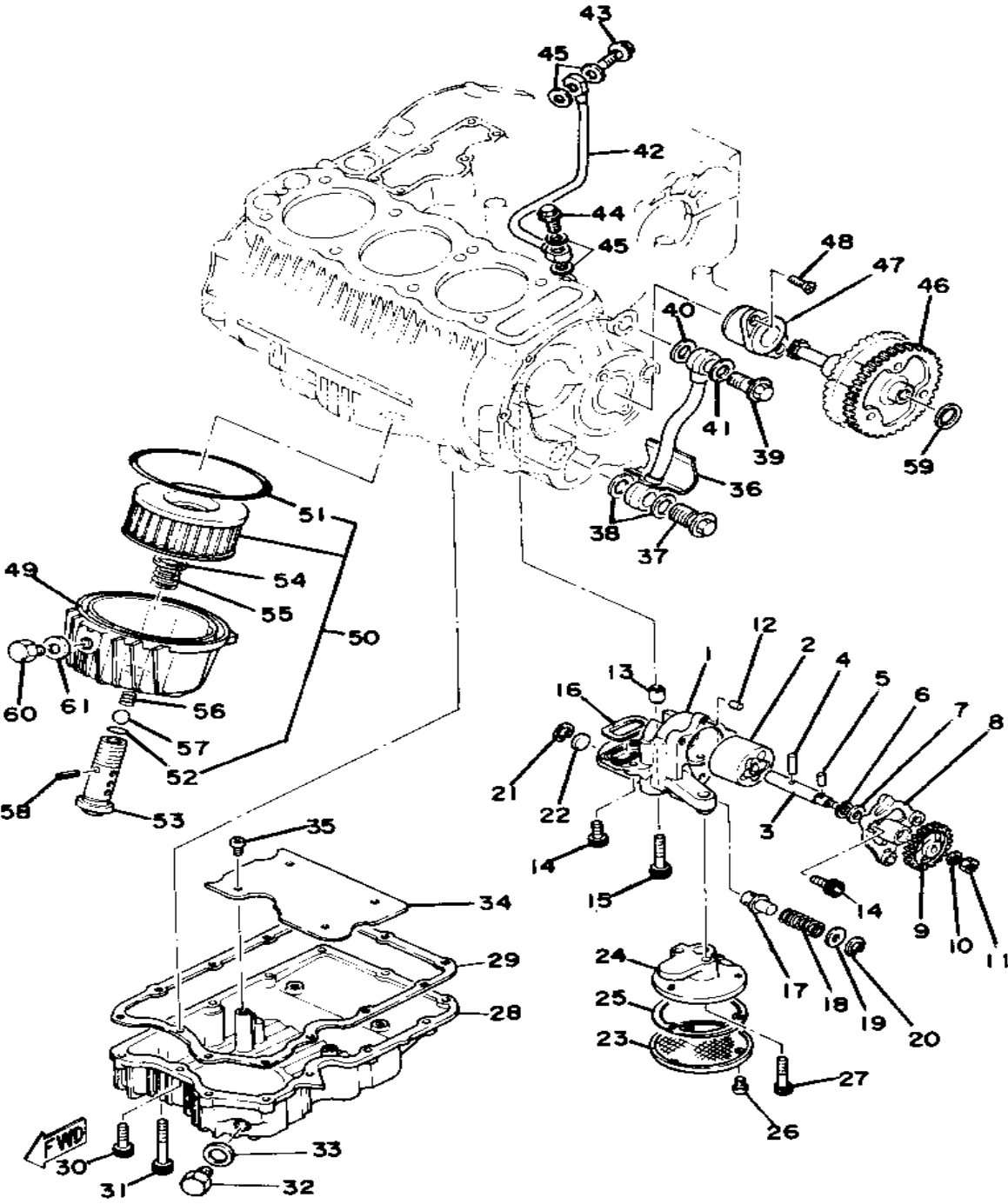
OIL PUMP - OIL CLEANER



Ref. No.	Part Number	Description	Qty	Remarks
26	98580-05012-00	SCREW, PAN HEAD	3	
27	91316-06035-00	BOLT	2	
28	1J7-13417-01-00	COVER, STRAINER	1	
29	1J7-13414-00-00	GASKET, STRNR COVER	1	
30	91316-06025-00	BOLT	12	
31	91316-06055-00	BOLT, SOCKET HEAD	1	
32	3VD-13455-00-00	PLUG	1	
33	214-11198-01-00	GASKET	1	
34	(1J7-13337-01-00)	PLATE, BAFFLE LOWER	1	
35	98580-06010-00	SCREW, PAN HEAD (92503-06010)	4	
36	2F3-13171-00-00	PIPE, DELIVERY 2	1	
37	(90401-18040-00)	BOLT, UNION	1	
38	90430-18130-00	GASKET	2	
39	(90401-10054-00)	BOLT, UNION	1	
40	90201-10128-00	WASHER, PLATE	1	
41	90430-15129-00	GASKET	1	
42	2G2-13161-00-00	PIPE, DELIVERY 1	1	
43	90401-10013-00	BOLT, UNION (371-13166-00)	1	
44	90401-10004-00	BOLT, UNION	1	
45	90430-10171-00	GASKET	4	
46	(1J7-13325-01-00)	GEAR, PUMP DRIVEN	1	
47	(1J7-13313-00-00)	HOUSING	1	
48	98603-06018-00	SCREW, OVAL HEAD	2	
49	2H7-13447-00-00	COVER, OIL ELEMENT	1	
50	1J7-13441-10-00	ELEMENT, OIL CLEANER	1	
51	93211-19413-00	. O-RING	1	
52	93210-16314-00	. O-RING	1	
53	1J7-13340-00-00	BY-PASS VALVE ASSEMBLY	1	

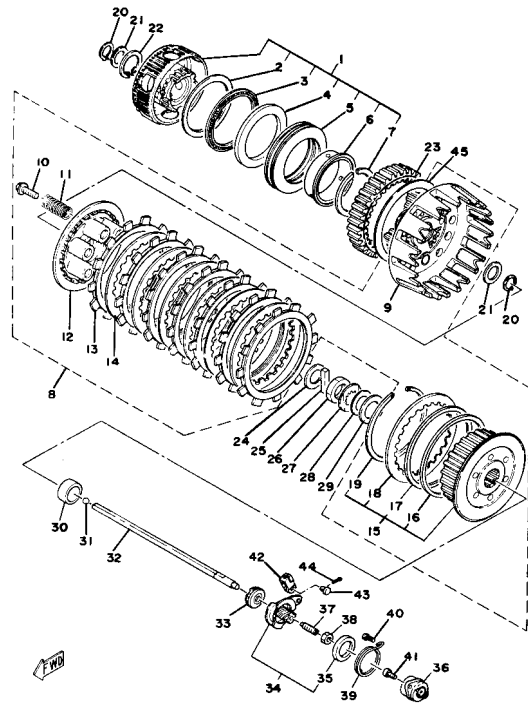
CONTINUED ON NEXT FRAME ►

OIL PUMP - OIL CLEANER



Ref. No.	Part Number	Description	Qty	Remarks
54	90201-21608-00	WASHER, PLATE	1	
55	90501-18433-00	SPRING, COMPRESSION	1	
56	90501-12413-00	SPRING, COMPRESSION	1	
57	93501-02018-00	BALL 1 2	1	
58	91609-20018-00	PIN, SPRING	1	
59	90201-20276-00	WASHER, PLATE (1.0T)	1	
60	3VD-13455-00-00	PLUG	1	
61	214-11198-01-00	GASKET	1	

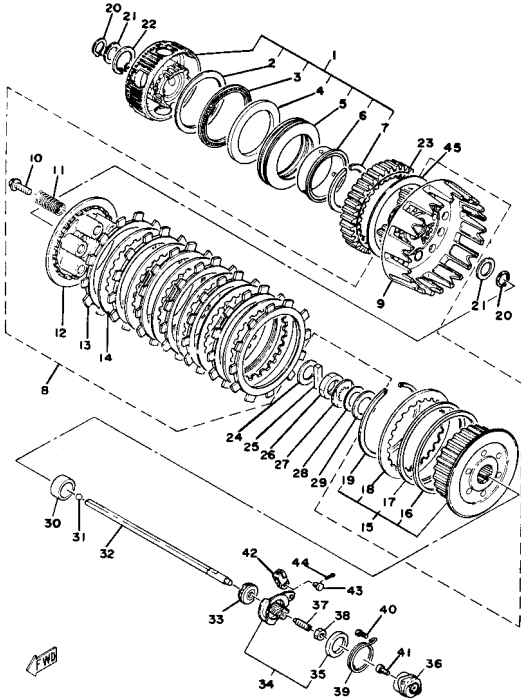
CLUTCH



Ref. No.	Part Number	Description	Qty	Remarks
1	(2F3-16306-01-00)	CLUTCH DAMPER ASSEMBLY	1	
2	(90201-76604-00)	WASHER, PLATE	1	
3	(93340-27601-00)	BEARING, FLAT # 0	1	
4	(90201-69603-00)	WASHER, PLATE	1	
5	(1J7-16318-00-00)	SPRING, DAMPER	1	
6	(90387-64672-00)	COLLAR	1	
7	93440-64047-00	. CIRCLIP, OUTER	1	
8	(1T5-16301-02-00)	CLUTCH ASSEMBLY	1	
9	1J7-16310-03-00	. CLUTCH HOUSING ASSEMBLY	1	
10	90159-06010-00	. SCREW, WITH WASHER	6	
11	90501-23142-00	. SPRING, COMPRESSION	6	
12	1J7-16351-00-00	. PLATE, PRESSURE 1	1	
13	4H7-16321-01-00	. PLATE, FRICTION	7	
14	4H7-16325-00-00	. PLATE, CLUTCH 2	6	
16	1J7-16384-00-00	.. PLATE, SEAT	1	
17	1J7-16383-01-00	.. SPRING, CLUTCH BOSS	1	
18	4H7-16325-00-00	.. PLATE, CLUTCH 2	1	
19	1J7-16385-00-00	.. RING, CLUTCH BOSS	1	
20	99009-20400-00	CIRCLIP	2	
21	90201-21599-00	WASHER, PLATE	2	
22	93440-31068-00	CIRCLIP, OUTER	1	
23	(2F3-16151-01-00)	GEAR, PRI DRIVEN	1	
24	90201-22625-00	WASHER, PLATE	1	
25	1J7-16356-01-00	ROD, PUSH 1	1	
26	90170-24203-00	NUT, HEXAGON	1	
27	90215-21130-00	WASHER, LOCK	1	
28	90208-25021-00	WASHER, CONICAL SPR	1	
29	90201-25291-00	WASHER, PLATE	1	

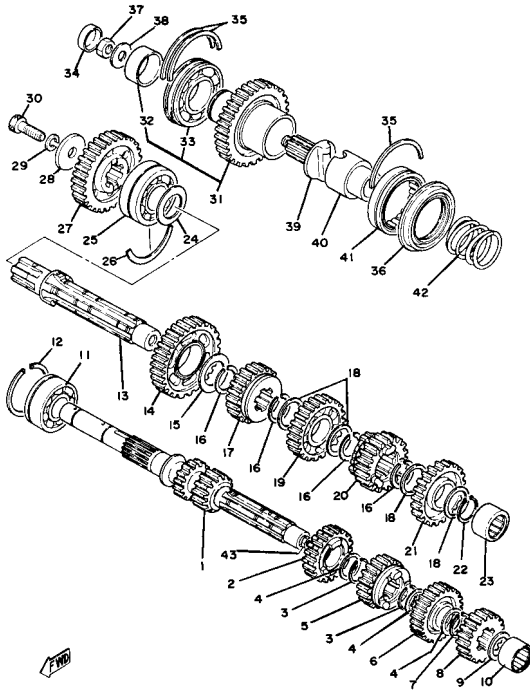
CONTINUED ON NEXT FRAME ►

CLUTCH



Ref. No.	Part Number	Description	Qty	Remarks
30	(90560-25160-00)	SPACER	1	
31	93505-16006-00	BALL	1	
32	1J7-16357-01-00	ROD, PUSH 2	1	
33	93102-08205-00	OIL SEAL, SD-TYPE	1	
34	1J7-16340-01-00	PUSH LEVER ASSEMBLY	1	
35	214-16347-01-00	. SEAL, DUST	1	
36	1J7-16304-00-00	BALL SCRW HSNG ASSEMBLY (256-16343-01)	1	
37	90113-08021-00	BOLT, SET	1	
38	90179-08179-00	NUT	1	
39	90508-18313-00	SPRING, TORSION	1	
40	132-16346-00-00	HOOK, SPRING	1	
41	98580-05012-00	SCREW, PAN HEAD	2	
42	214-16389-00-00	JOINT	1	
43	90240-06005-00	PIN, CLEVIS	1	
44	91401-10015-00	PIN, COTTER	1	
45	90201-99693-00	WASHER, PLATE	1	

TRANSMISSION

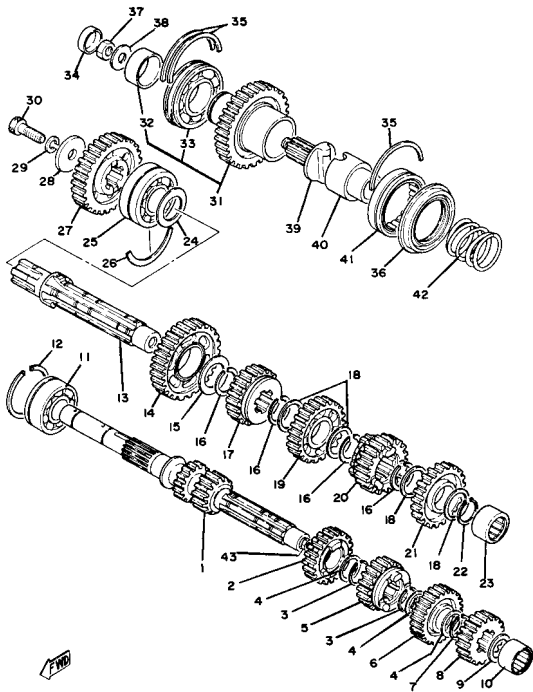


ENGINE AND TRANSMISSION	
Capacity	3,500cc (3.7 US qt.)
Dry	3,100cc (3.3 US qt.)
Oil and Filter Change	2,800cc (3.0 US qt.)
Oil Change	
Recommended Lubricant	SAE 20W40 SE Motor Oil
If temperature stays above 5° C (40° F)	SAE 10W30 SE Motor Oil
If temperature stays below 15° C (60° F)	

Ref. No.	Part Number	Description	Qty	Remarks
1	(1J7-17411-02-00)	AXLE, MAIN	1	
2	1J7-17141-01-00	GEAR, 4TH PINION	1	
3	93440-25020-00	CIRCLIP	2	
4	90201-253K0-00	WASHER, PLATE (T=1.0)	3	
5	1J7-17131-01-00	GEAR, 3RD PINION	1	
6	1J7-17151-04-00	GEAR, 5TH PINION	1	
7	93410-25017-00	CIRCLIP	1	
8	256-17121-01-00	GEAR, 2ND PINION	1	
9	(137-17427-00-09)	SHIM 1	1	
10	93311-32024-00	BEARING, CYLINDER.# 1	1	
11	93305-20504-00	BEARING	1	
12	93440-52014-00	CIRCLIP	1	
13	1J7-17421-03-00	AXLE, DRIVE	1	
14	1J7-17211-02-00	GEAR, 1ST WHEEL	1	
15	90201-30602-00	WASHER, PLATE	1	
16	93440-30015-00	CIRCLIP, OUTER	4	
17	1J7-17241-03-00	GEAR, 4TH WHEEL	1	
18	1J7-17219-00-10	SHIM	4	U.R.
	1J7-17219-00-12	SHIM	4	U.R.
19	1J7-17231-03-00	GEAR, 3RD WHEEL	1	
20	1J7-17251-03-00	GEAR, 5TH WHEEL	1	
21	1J7-17221-03-00	GEAR, 2ND WHEEL	1	
22	99009-30400-00	CIRCLIP	1	
23	93311-32425-00	BEARING, CYLINDER.# 1	1	
24	90201-30602-00	WASHER, PLATE	1	
25	93305-20603-00	BEARING	1	
26	(93440-62046-00)	CIRCLIP, OUTER	1	
27	(2G2-17582-00-00)	GEAR, MIDDLE DRIVE	1	
28	90201-10595-00	WASHER, PLATE	1	

CONTINUED ON NEXT FRAME ➤

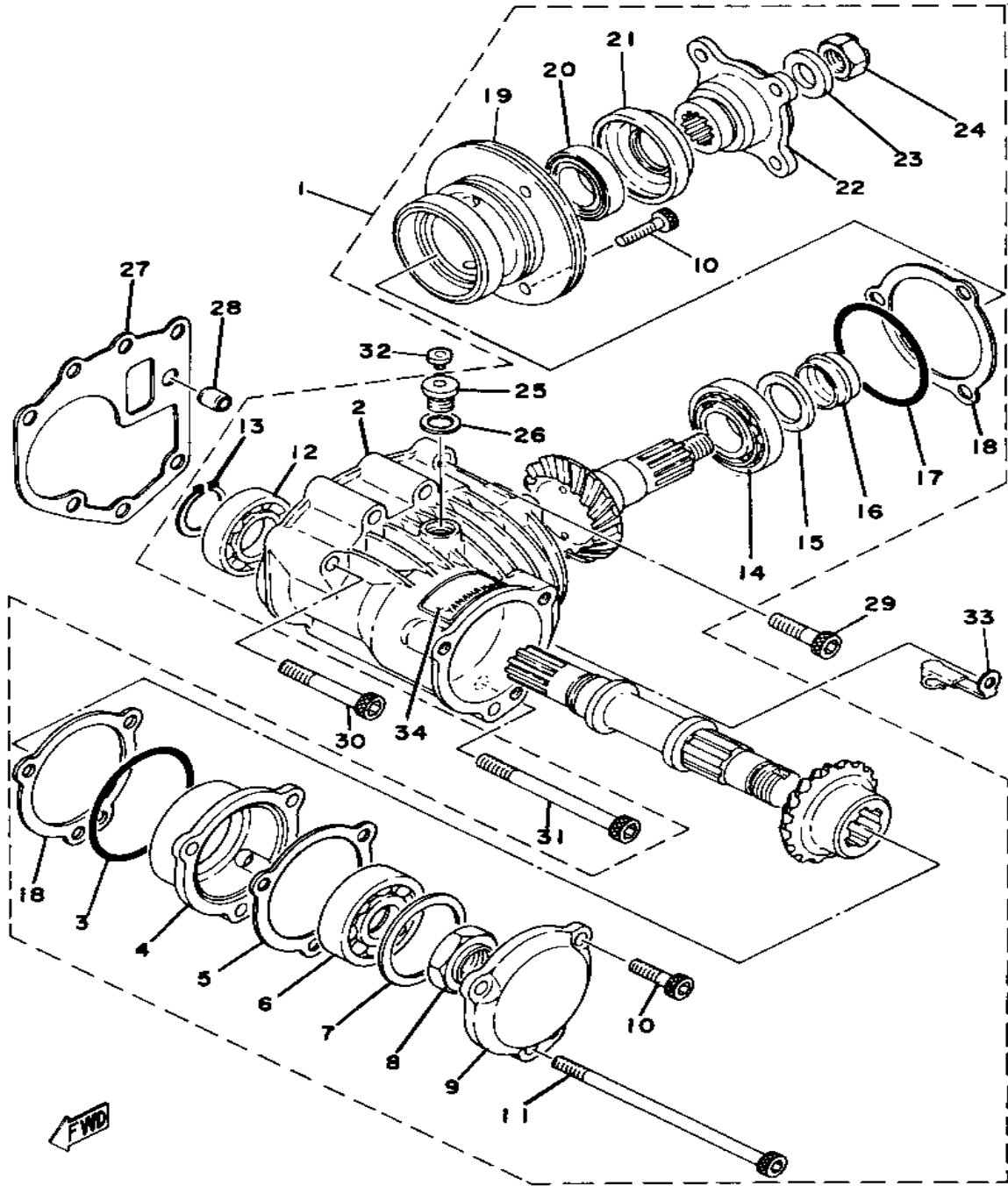
TRANSMISSION



ENGINE AND TRANSMISSION	
Capacity	
Dry	3,500cc (3.7 US qt.)
Oil and Filter Change	3,100cc (3.3 US qt.)
Oil Change	2,800cc (3.0 US qt.)
Recommended Lubricant	
If temperature stays above 5° C (40° F)	SAE 20W40 SE Motor Oil
If temperature stays below 15° C (60° F)	SAE 10W30 SE Motor Oil

Ref. No.	Part Number	Description	Qty	Remarks
29	92990-10100-00	WASHER, SPRING	1	
30	91316-10030-00	BOLT, SOCKET HEAD	1	
31	(2F3-W1758-00-00)	MIDDLE DRIVEN GEAR	1	
32	(90387-35544-00)	COLLAR	1	
33	93306-20705-00	BEARING (B6207N)	1	
34	(90331-30014-00)	PLUG, TIGHT	1	
35	93440-72049-00	CIRCLIP	5	
36	93103-50103-00	OIL SEAL, SW-TYPE	1	
37	93103-50103-00	OIL SEAL, SW-TYPE	1	
38	(90201-12622-00)	WASHER, PLATE	1	
39	1J7-17526-00-00	CAM, DRIVE	1	
40	1J7-17527-00-00	CAM, DRIVEN	1	
41	(93390-00014-00)	BEARING, CYLINDER. # 0	1	
42	90501-40467-00	SPRING, COMPRESSION	1	
43	(90380-08059-00)	BUSH, SOLID	1	

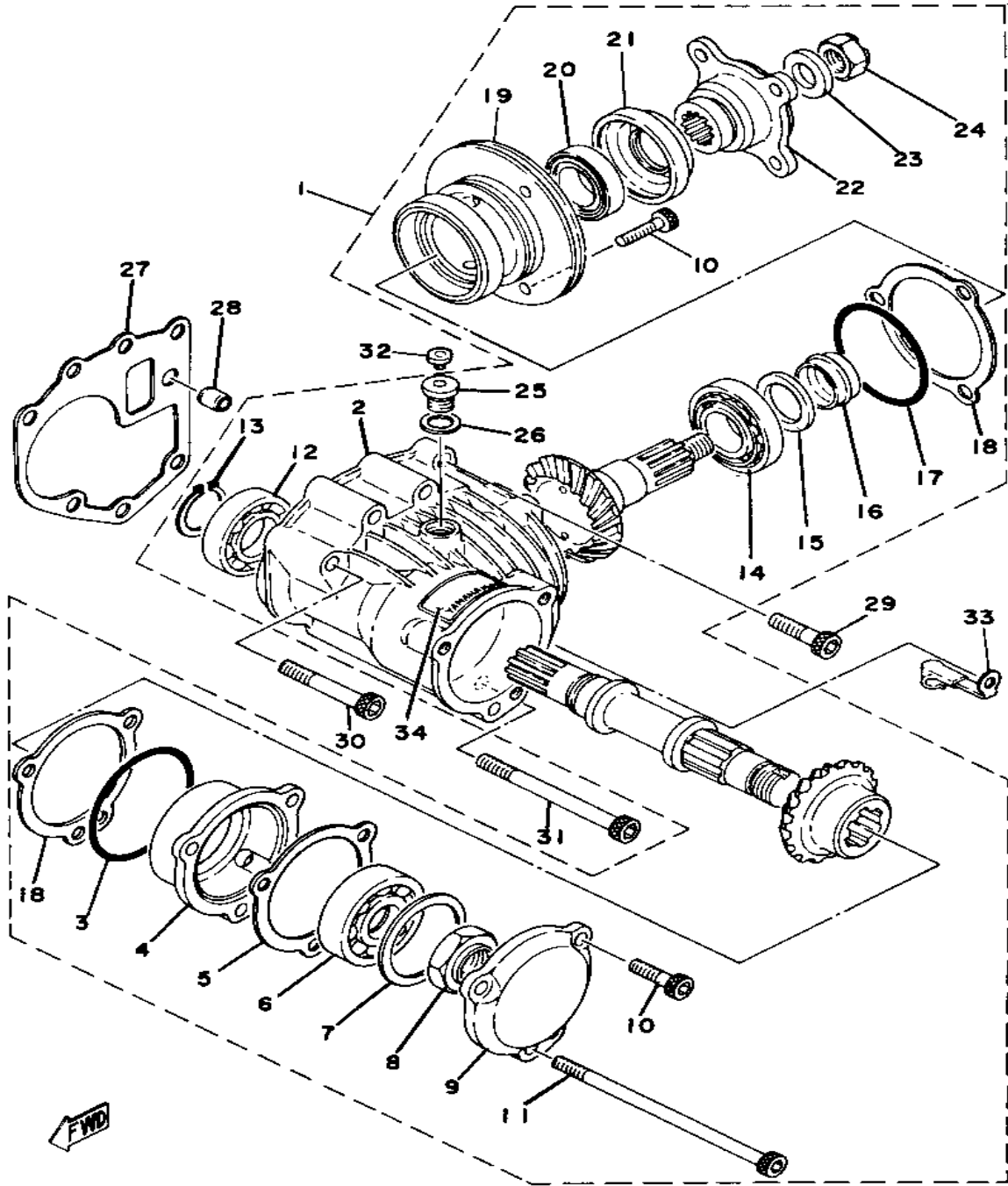
MIDDLE DRIVE GEAR



Ref. No.	Part Number	Description	Qty	Remarks
1	(2G2-17501-N1-00)	MIDDLE GR CASE ASSEMBLY	1	
2	(1J7-17551-Y1-00)	HOUSING, BEARING	1	
	(2H7-17511-00-00)	HOUSING, MIDDLE GR	1	
	(99999-01014-00)	HOUSING MID GEAR	1	
	90201-08675-00	.. WASHER, PLATE	1	
	93210-71360-00	.. O-RING	1	
3	93210-68347-00	. O-RING	1	
4	2H7-17521-00-00	. HOUSING, BEARING	1	
5	1J7-17519-Y0-00	. GASKET, HOUSING CAP	1	
6	93306-30533-00	. BEARING (B6305RB1 SPECIAL)	1	
7	1J7-17537-Y0-30	. SHIM, THRUST (0.30T)	1	U.R.
	1J7-17537-Y0-40	. SHIM, THRUST (0.40T)	1	U.R.
	1J7-17537-Y0-50	. SHIM, THRUST (0.50T)	1	U.R.
8	90179-24230-00	. NUT, SPEC'L SHAPE	1	
9	(2H7-17538-00-00)	CAP, HOUSING	1	
10	91316-08030-00	. BOLT, SOCKET HEAD	6	
11	91316-08160-00	. BOLT, SOCKET HEAD	1	
12	93306-00612-00	. BEARING	1	
13	99009-30400-00	. CIRCLIP	1	
14	93332-00022-00	. BEARING, TAPRD # 2	1	
15	90201-25634-00	. WASHER, PLATE	1	
16	1J7-17571-Y0-00	. SPACER, EXPANSION	1	
17	93210-68347-00	. O-RING	1	
18	1J7-17531-Y0-15	. SHIM, PINION	2	U.R. FOR 2G2-17511-01-00
	2H7-17531-00-15	. SHIM, PINION	2	U.R. FOR 99999-01014-00
19	1J7-17551-Y0-00	. HOUSING, BEARING	1	
20	93332-00001-00	. BEARING	1	

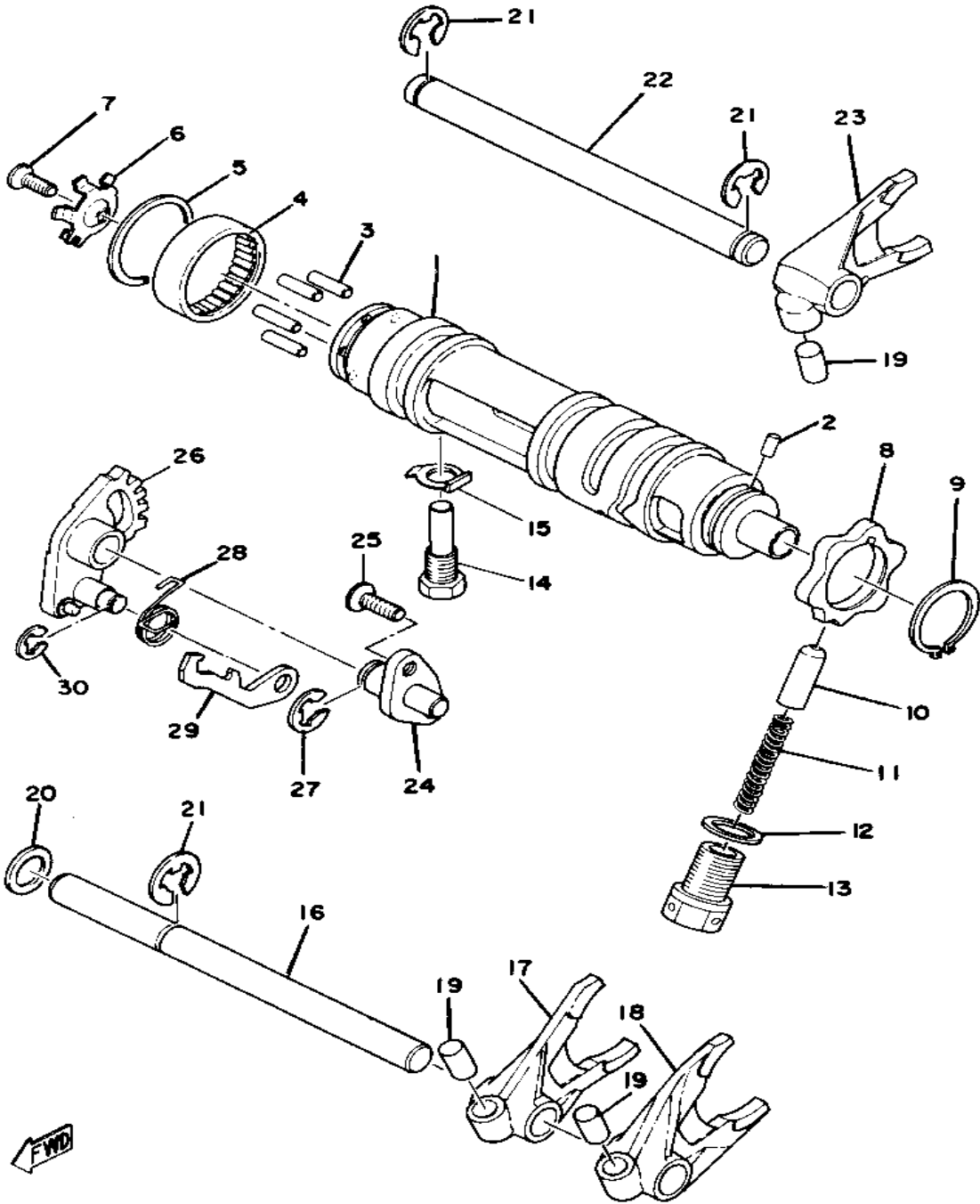
CONTINUED ON NEXT FRAME ►

MIDDLE DRIVE GEAR



Ref. No.	Part Number	Description	Qty	Remarks
21	93101-35085-00	. OIL SEAL	1	
22	1J7-17555-Y0-00	. FLANGE, MIDDLE GEAR	1	
23	90201-14633-00	. WASHER, PLATE	1	
24	90185-14070-00	. NUT, SELF-LOCKING	1	
25	90340-14046-00	. PLUG, STRAIGHT SCREW ...	1	
26	214-11198-01-00	. GASKET	1	
27	1J7-17518-00-00	GASKET, MDL GR CASE	1	
28	99530-10014-00	PIN, DOWEL	1	
29	91316-08035-00	BOLT, SOCKET HEAD	1	
30	91316-08060-00	BOLT, SOCKET HEAD	3	
31	91316-08100-00	BOLT, SOCKET HEAD	2	
32	341-23469-00-00	CAP, BOLT	1	
33	90465-10137-00	NO LONGER AVAILABLE	1	
34	1J7-46181-11-00	LABEL, OIL CAUTION	1	

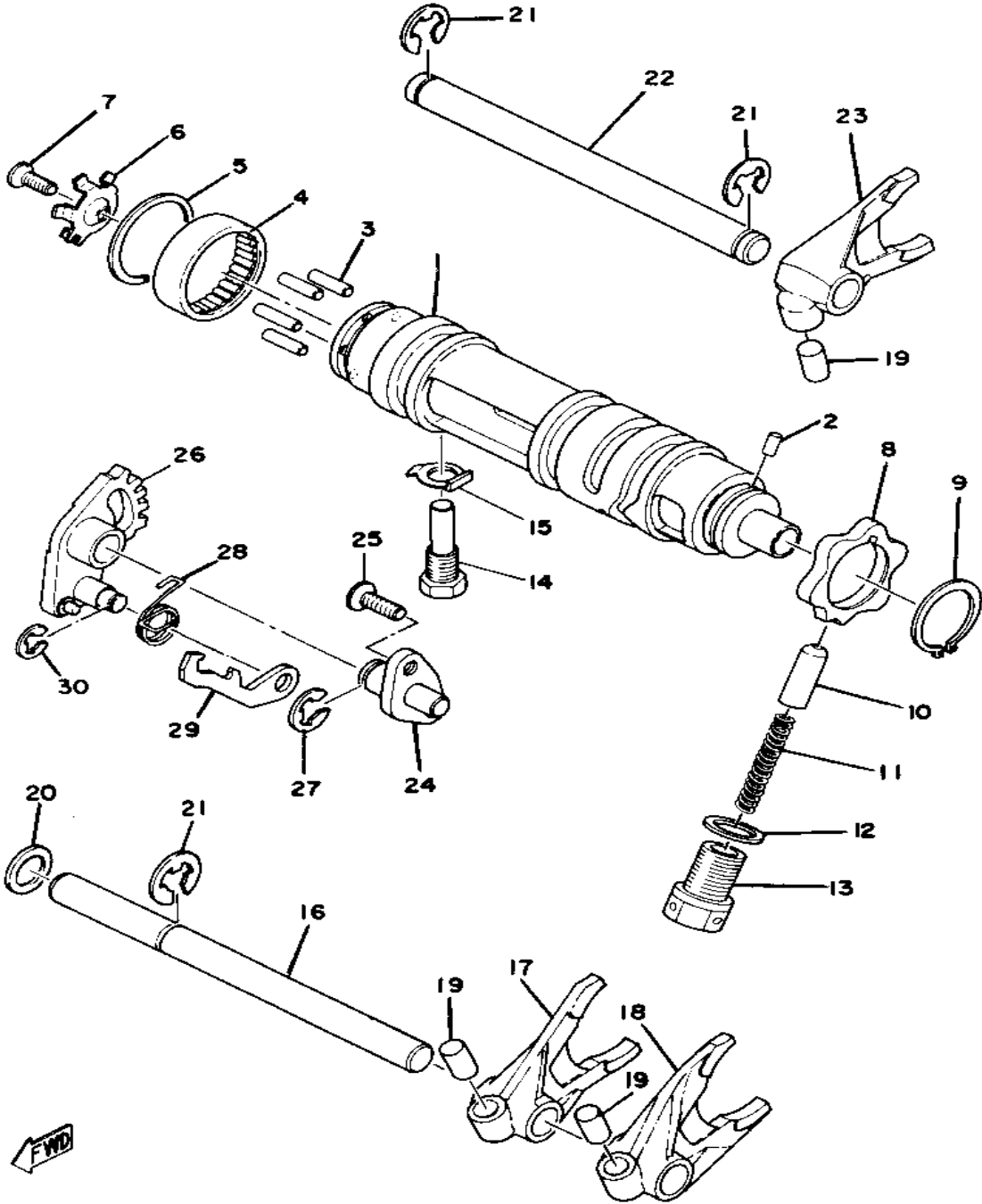
SHIFTER 1



Ref. No.	Part Number	Description	Qty	Remarks
1	1J7-18540-01-00	SHIFT CAM ASSEMBLY	1	
2	93604-08071-00	PIN, DOWEL	1	
3	93604-18058-00	PIN, DOWEL	4	
4	93315-23612-00	BEARING	1	
5	93440-34025-00	CIRCLIP	1	
6	1J7-18561-00-00	PLATE, SIDE 1	1	
7	98701-05012-00	SCREW, FLAT HEAD	1	
8	2J2-W1814-00-00	PLATE, STOPPER	1	
9	99009-30400-00	CIRCLIP	1	
10	1J7-18547-00-00	STOPPER, CAM	1	
11	90501-10196-00	SPRING, COMPRESSION	1	
12	90430-14043-00	GASKET	1	
13	90149-14112-00	SCREW, SPEC'L SHAPE	1	
14	90109-10527-00	BOLT	1	
15	90215-10145-00	WASHER, LOCK	1	
16	1J7-18531-00-00	BAR, SHIF FRK GDE 1	1	
17	1J7-18512-00-00	FORK, SHIFT 2	1	
18	1J7-18513-00-00	FORK, SHIFT 3	1	
19	90250-08017-00	PIN, STRAIGHT	3	
20	647-45533-00-10	SHIM	1	
21	99006-10600-00	CIRCLIP	3	
22	1J7-18535-00-00	BAR, SHIF FRK GDE 2	1	
23	1J7-18511-00-00	FORK, SHIFT 1	1	
24	(1J7-18197-00-00)	SHAFT	1	
25	98603-06018-00	SCREW, OVAL HEAD	2	
26	1J7-18122-03-00	LEVER, SHIFT 2	1	
	93440-08001-00	CIRCLIP, OUTER	1	
	99999-01106-00	LEVER, CHANGE 2	1	
27	99001-09600-00	CIRCLIP	1	

CONTINUED ON NEXT FRAME ➤

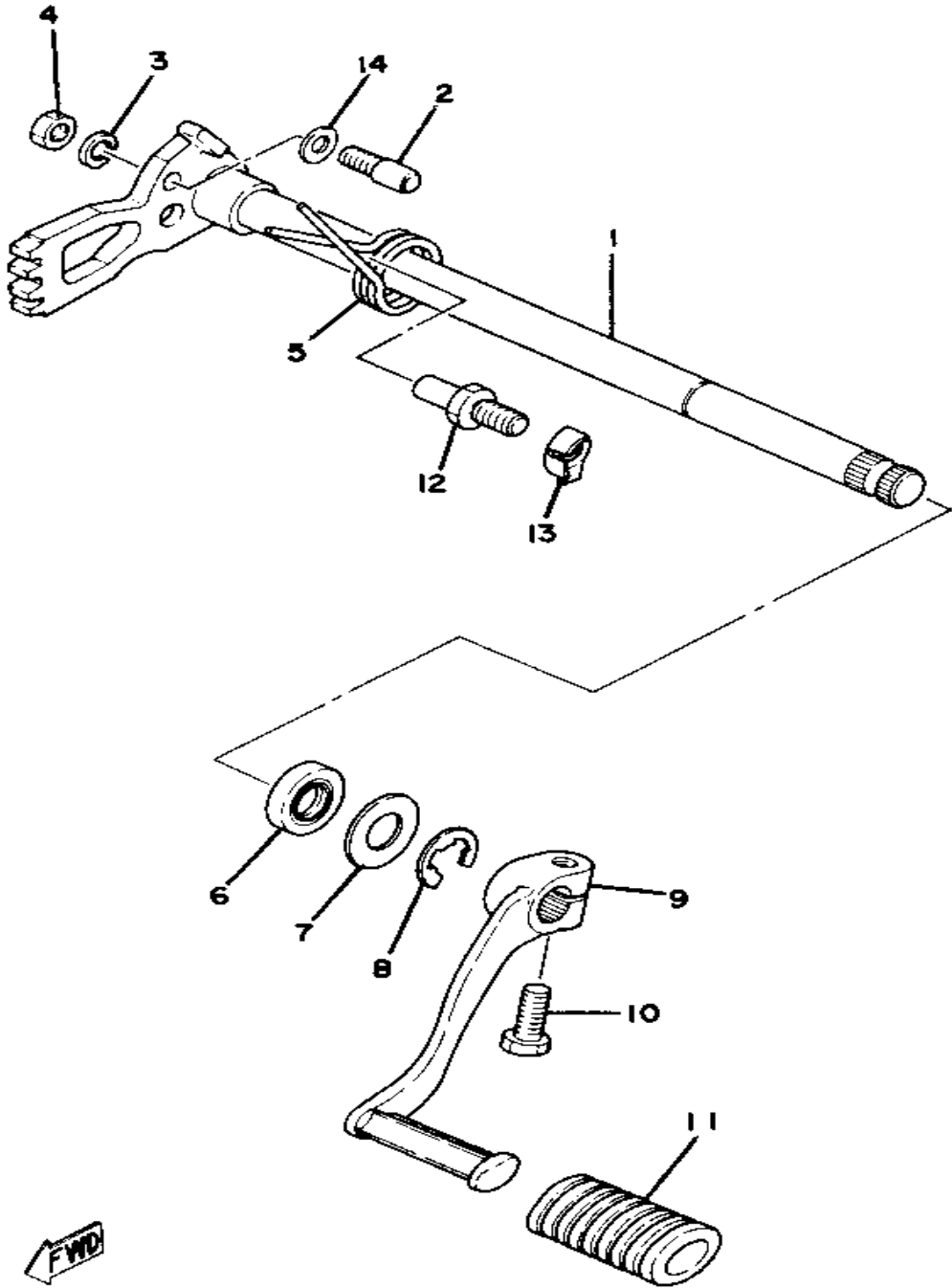
SHIFTER 1



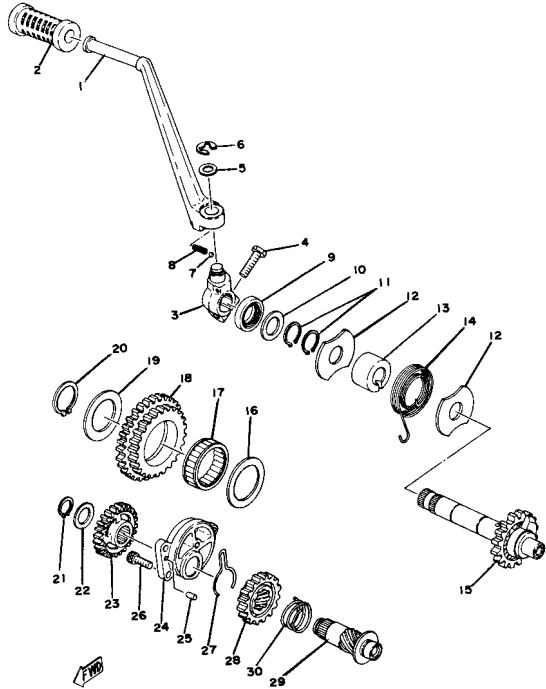
Ref. No.	Part Number	Description	Qty	Remarks
28	90508-10312-00	SPRING, TORSION	1	
29	1J7-18151-00-00	LEVER, SHIFT 3	1	
30	99080-07600-00	CIRCLIP (E)	1	

SHIFTER 2

Ref. No.	Part Number	Description	Qty	Remarks
1	1J7-18101-02-00	. SHIFT SHAFT ASSEMBLY 1	1	
	1J7-18122-03-00	. LEVER, SHIFT 2	1	
	93440-08001-00	. CIRCLIP, OUTER	1	
	99999-01084-00	CHANGE SHAFT ASSEMBLY	1	
2	90149-06017-00	SCREW, SPEC'L SHAPE (214-18186-00)	1	
3	92995-06100-00	WASHER, SPRING	1	
4	95380-06600-00	NUT	1	
5	90508-32052-00	SPRING, TORSION (214-18124-00)	1	
6	93102-12321-00	OIL SEAL, SD-TYPE	1	
7	90201-12575-00	WASHER, PLATE	1	
8	99006-10600-00	CIRCLIP	1	
9	2J2-18111-01-00	PEDAL, SHIFT	1	
10	97011-06020-00	BOLT	1	
11	132-18113-01-00	COVER, SHIFT PEDAL	1	
12	90109-08441-00	BOLT	1	
13	248-18139-09-00	WASHER, LOCK	1	
14	90201-06636-00	WASHER, PLATE	1	



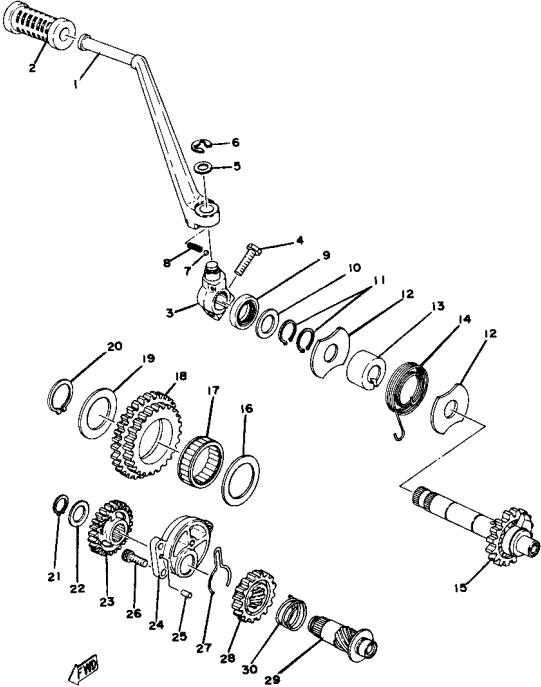
KICK - STARTER



Ref. No.	Part Number	Description	Qty	Remarks
1	2G2-15611-00-93	CRANK, KICK	1	
2	156-15618-01-00	COVER, KICK LEVER	1	
3	583-15621-00-00	BOSS, KICK CRANK	1	
4	97313-08030-00	BOLT, HEXAGON	1	
5	90201-15340-00	WASHER, PLATE	1	
6	99006-10600-00	CIRCLIP	1	
7	93507-32031-00	BALL	1	
8	90501-12081-00	SPRING, COMPRESSION	1	
9	93102-20108-00	OIL SEAL	1	
10	90201-20276-00	WASHER, PLATE (1.0T)	1	
11	99009-20400-00	CIRCLIP	2	
12	278-15676-00-00	COVER, SPRING	2	
13	371-15666-00-00	SPACER	1	
14	90508-30051-00	SPRING, TORSION	1	
15	1J7-15660-00-00	KICK AXLE ASSEMBLY	1	
16	(1J7-15644-00-00)	SHIM	1	
17	(93311-84026-00)	BEARING, CYLINDER.# 1	1	
18	(1J7-15650-00-00)	IDLE GEAR ASSEMBLY	1	
19	(1J7-15645-00-00)	SHIM, KICK SHAFT	1	
20	93410-35027-00	CIRCLIP, S-TYPE (S-35)	1	
21	93410-17037-00	CIRCLIP	1	
22	(150-17417-00-10)	SHIM 1	1	
23	(1J7-15516-01-00)	GEAR 4	1	
24	(1J7-15654-00-00)	HOLDER, KICK GEAR	1	
25	93604-10011-00	PIN, DOWEL	1	
26	91316-06020-00	BOLT, SOCKET HEAD	3	
27	90468-26066-00	CLIP	1	
28	1J7-15527-02-00	GEAR, KICK 5	1	
29	(1J7-15659-01-00)	SHAFT	1	

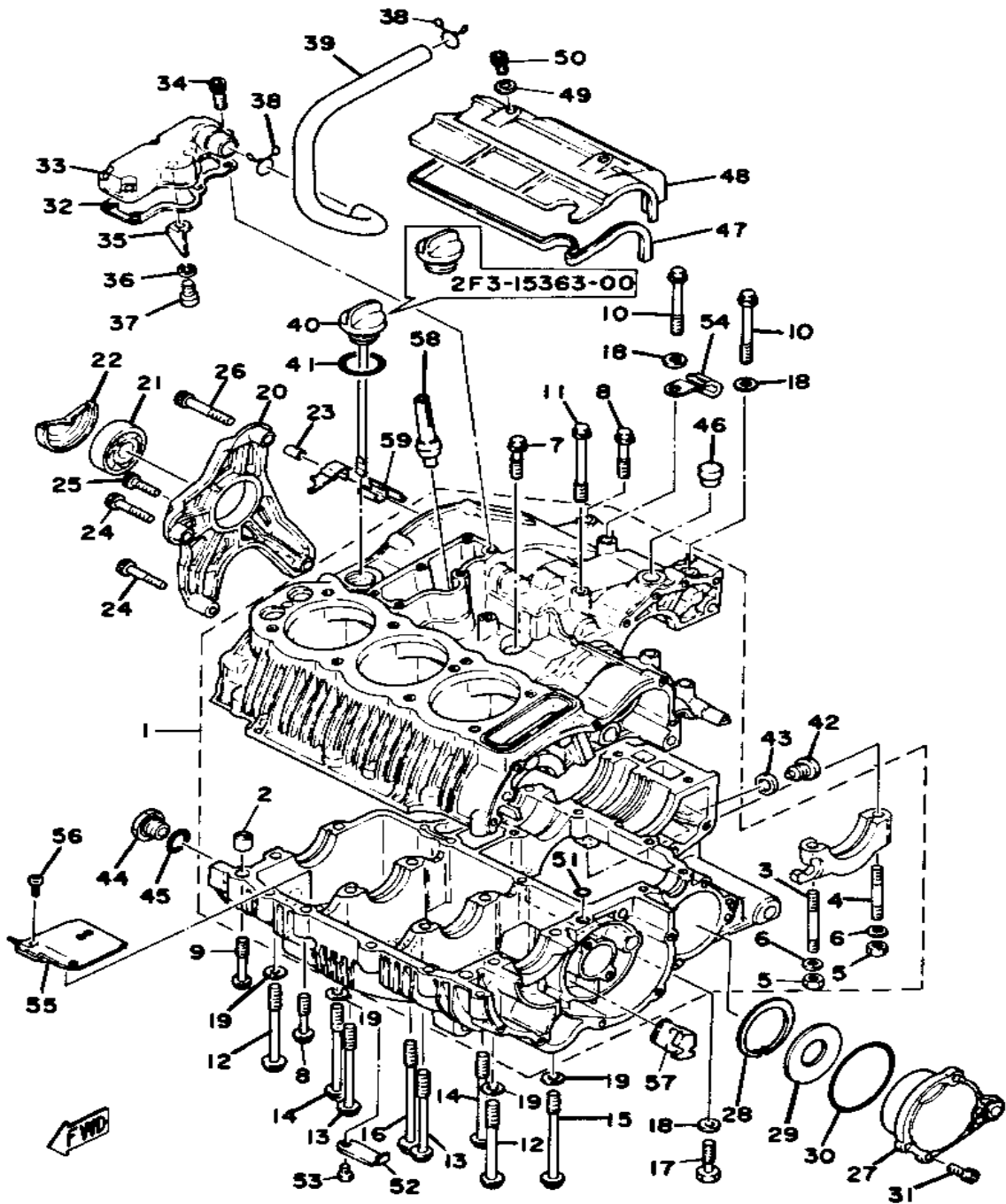
CONTINUED ON NEXT FRAME ➤

KICK - STARTER



Ref. No.	Part Number	Description	Qty	Remarks
30	90501-15469-00	SPRING, COMPRESSION	1	

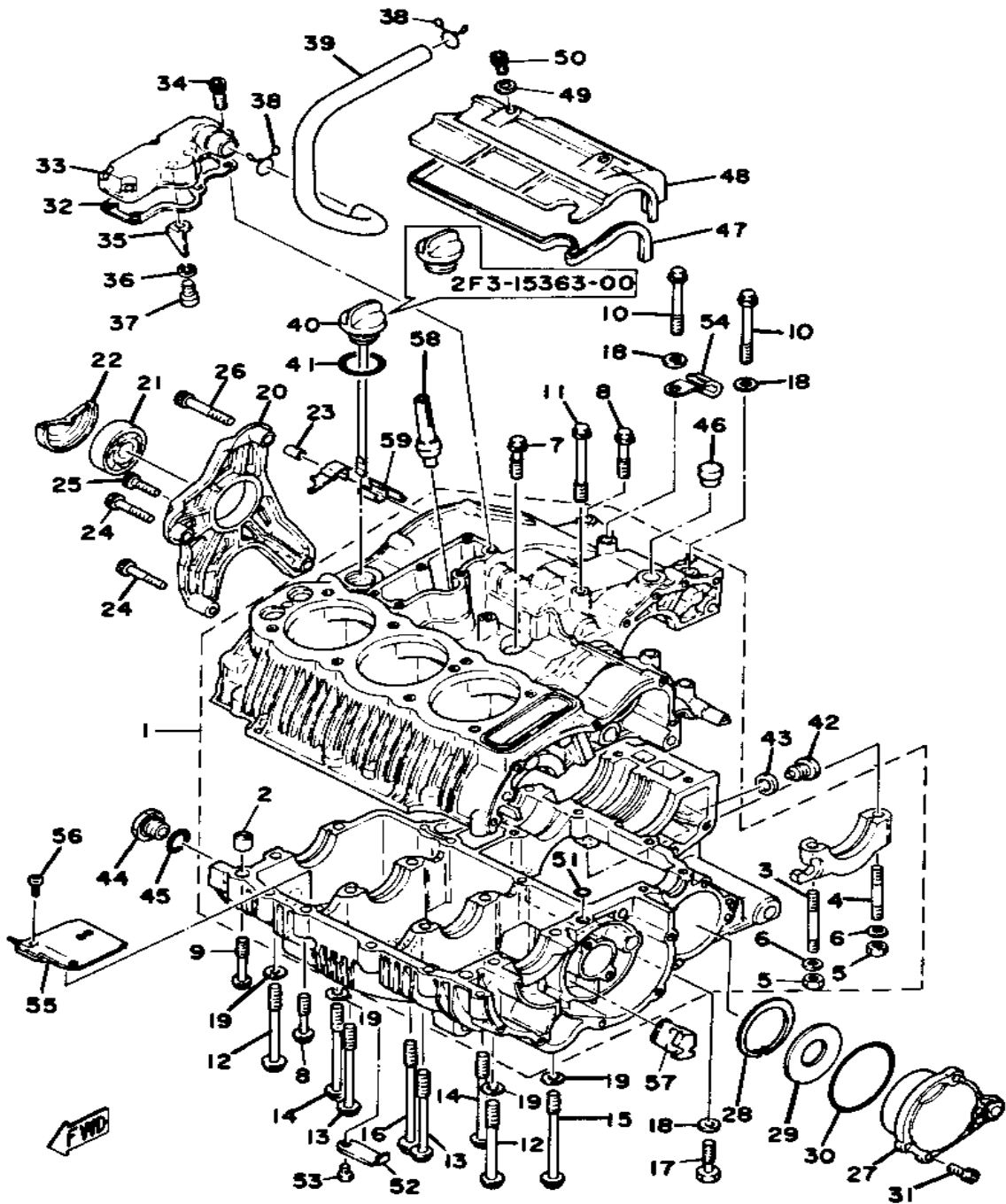
CRANKCASE



Ref. No.	Part Number	Description	Qty	Remarks
1	(3J2-15100-00-00)	CRANKCASE ASSEMBLY	1	
2	99510-12016-00	. PIN, DOWEL	2	
3	(90116-08229-00)	BOLT, STUD	1	
4	90116-08230-00	. BOLT, STUD	1	
5	95333-08600-00	. NUT	2	
6	90201-084G3-00	. WASHER, PLATE	2	
7	95811-08035-00	BOLT, FLANGE (95821-08035)	1	
8	95811-08045-00	BOLT, FLANGE (JN5)	11	
9	95811-08050-00	BOLT, FLANGE (95812-08050)	1	
10	95811-08075-00	BOLT, FLANGE	3	
11	95811-08085-00	BOLT, FLANGE	1	
12	95811-08085-00	BOLT, FLANGE	2	
13	95811-10100-00	BOLT, FLANGE	2	
14	(95821-10105-00)	BOLT, FLANGE	2	
15	95821-10115-00	BOLT, FLANGE	1	
16	(95821-10125-00)	BOLT, FLANGE	1	
17	97313-08040-00	BOLT, HEXAGON (97322-08040)	1	
18	90201-084G3-00	WASHER, PLATE	3	
19	90201-10128-00	WASHER, PLATE	4	
20	(1J7-15442-01-00)	HOUSING, BEARING	1	
21	93306-30407-00	BEARING (B6304C3)	1	
22	2F3-15449-01-00	RING, RUBBER	1	
23	99530-10014-00	PIN, DOWEL	2	
24	91316-08040-00	BOLT, SOCKET HEAD	2	
25	91316-08025-00	BOLT, SOCKET HEAD	1	
26	91316-08050-00	BOLT	1	
27	(2G2-15164-00-00)	HOUSING, BEARING 2	1	
28	93420-65052-00	CIRCLIP, R-TYPE	1	
29	(90201-31662-00)	WASHER, PLATE	1	

CONTINUED ON NEXT FRAME ➤

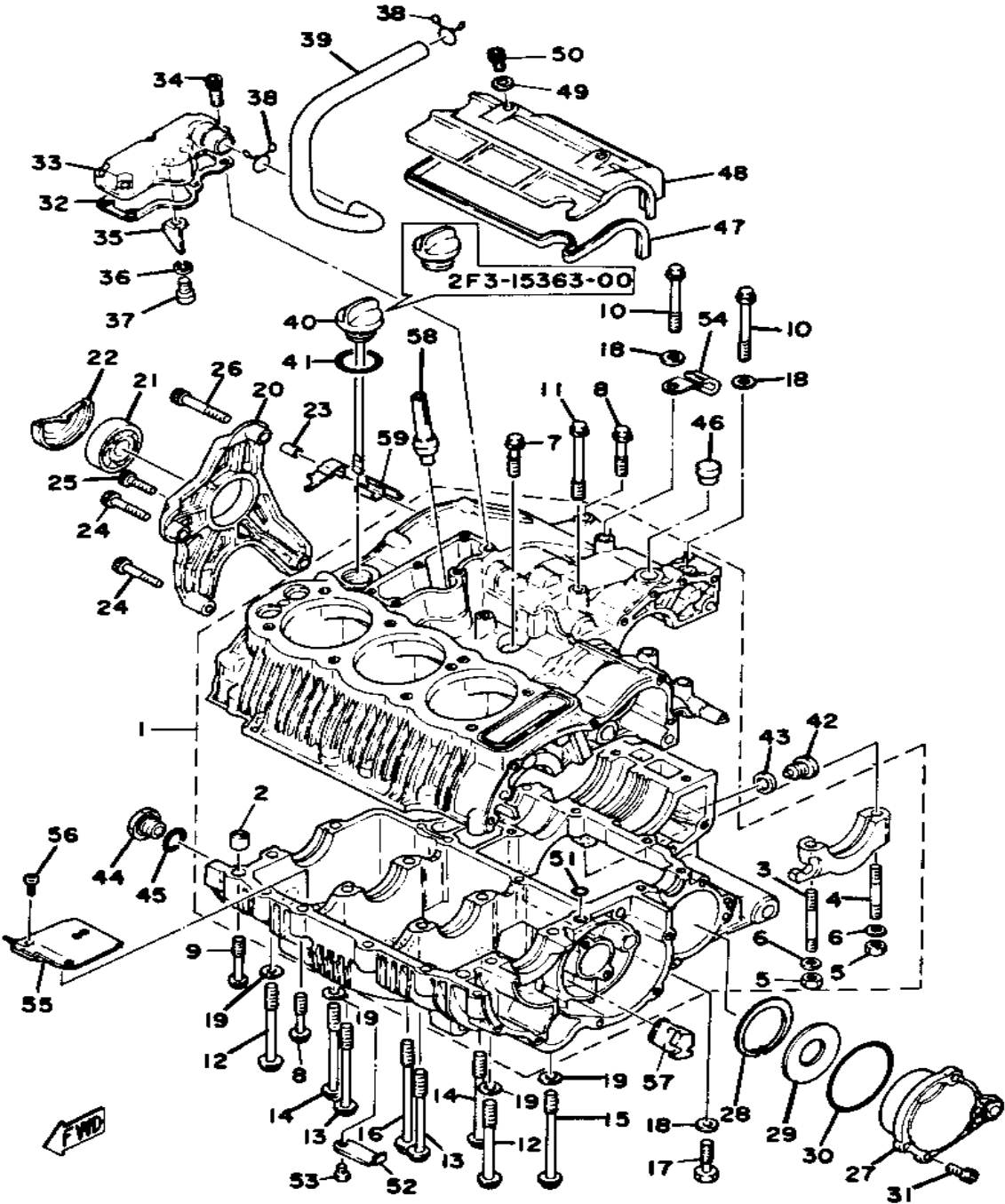
CRANKCASE



Ref. No.	Part Number	Description	Qty	Remarks
30	93210-71462-00	O-RING	1	
31	91316-06020-00	BOLT, SOCKET HEAD	4	
32	1J7-11169-00-00	GASKET, BRTHR COVER	1	
33	(2G2-11168-00-00)	COVER, BREATHER	1	
34	91316-06025-00	BOLT	6	
35	(1J7-11165-00-00)	PLATE, BREATHER	1	
36	92995-06100-00	WASHER, SPRING	1	
37	98503-06014-00	SCREW, PAN HEAD (92502-06016)	1	
38	90467-14015-00	CLIP	2	
39	2F3-11166-00-00	PIPE, BREATHER 1	1	
40	1T4-15362-00-00	PLUG, OIL LEVEL	1	
	2F3-15363-00-00	PLUG, OIL	1	
41	93210-29198-00	O-RING	1	
42	90340-14118-00	PLUG, STRAIGHT	1	
43	214-11198-01-00	GASKET	1	
44	(90401-18042-00)	BOLT, UNION	1	
45	93210-18319-00	O-RING	1	
46	2H7-17590-00-00	BREATHER COMP.	1	
47	1J7-15446-00-00	GSKT, STRTG MTR CVR	1	
48	(2G2-15436-00-00)	COVER, STRTG MOTOR	1	
49	92906-06200-00	WASHER	2	
50	91316-06012-00	BOLT, SOCKET HEAD	2	
51	93210-09350-00	O-RING	1	
52	(90465-08112-00)	CLAMP	3	
53	97011-06010-00	BOLT	3	
54	90465-08017-00	CLAMP	1	
55	(2F3-15123-00-00)	PLATE, BUFFLE 1	3	
56	(90167-05002-00)	SCREW, TAPPING	9	

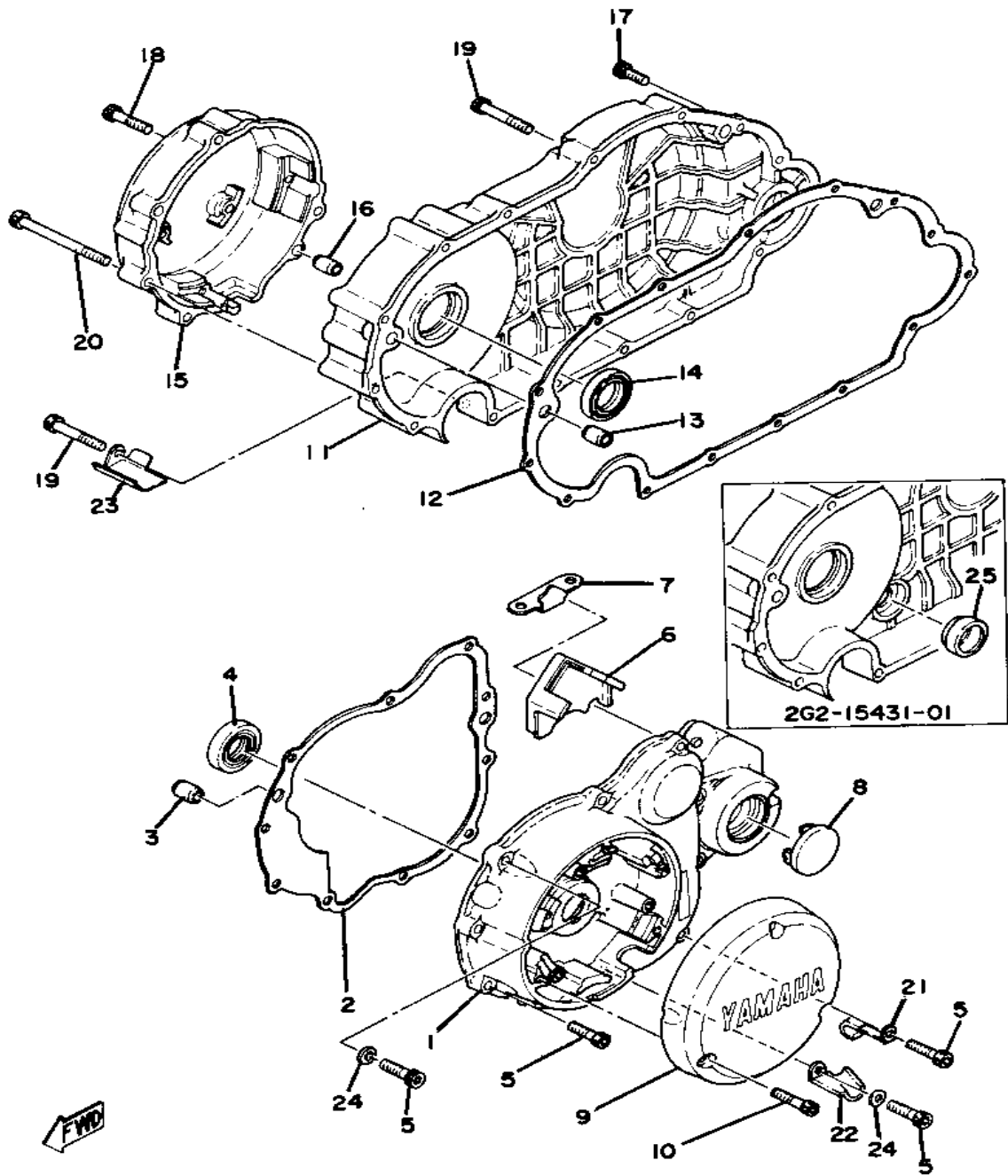
CONTINUED ON NEXT FRAME ►

CRANKCASE



Ref. No.	Part Number	Description	Qty	Remarks
57	(2F3-15167-00-00)	PLUG, BLIND 1	1	
58	(2F3-15358-20-00)	SEPARATOR, OIL	1	
59	(2F3-15432-09-00)	COLLECTOR, OIL	1	

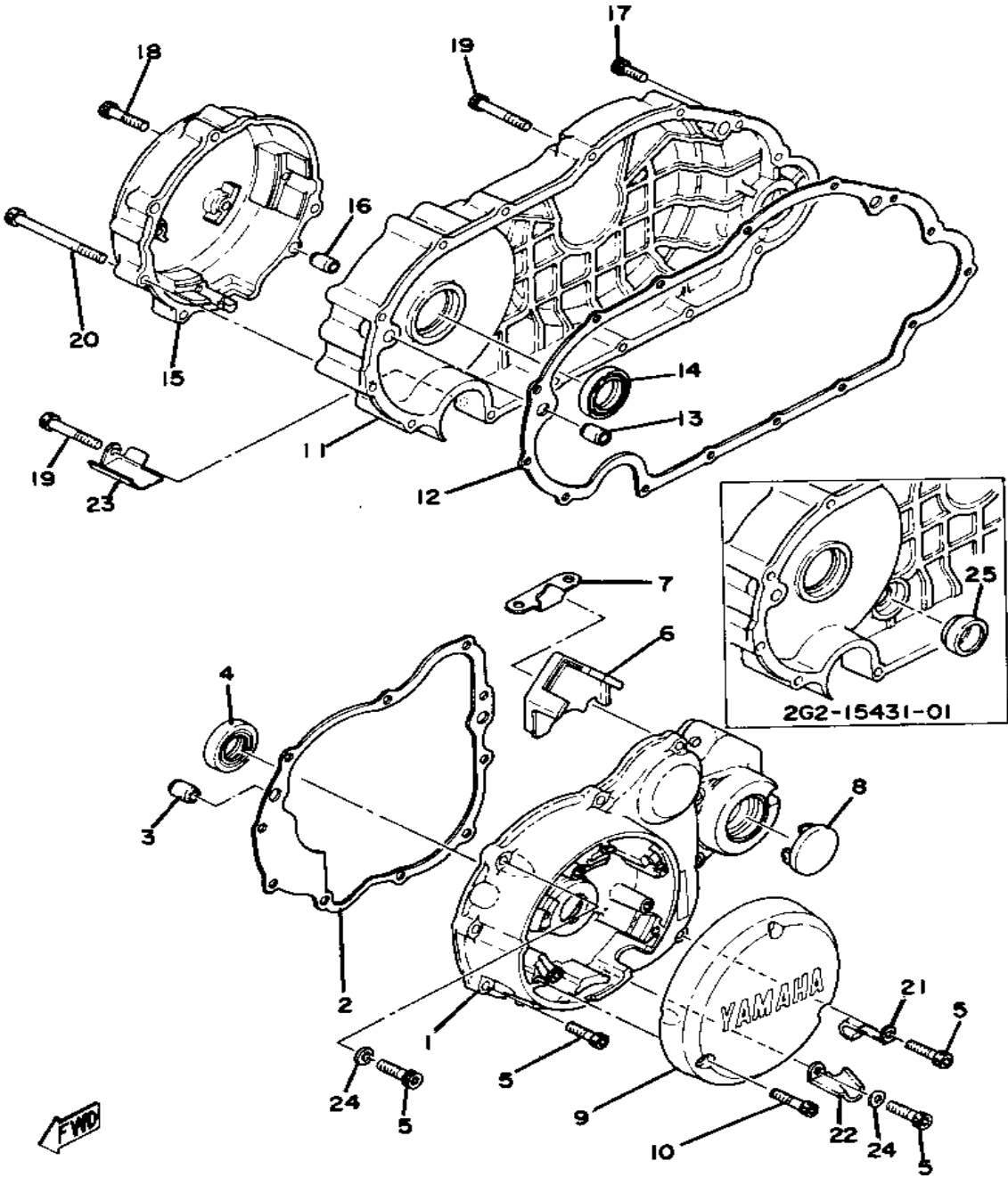
CRANKCASE COVER



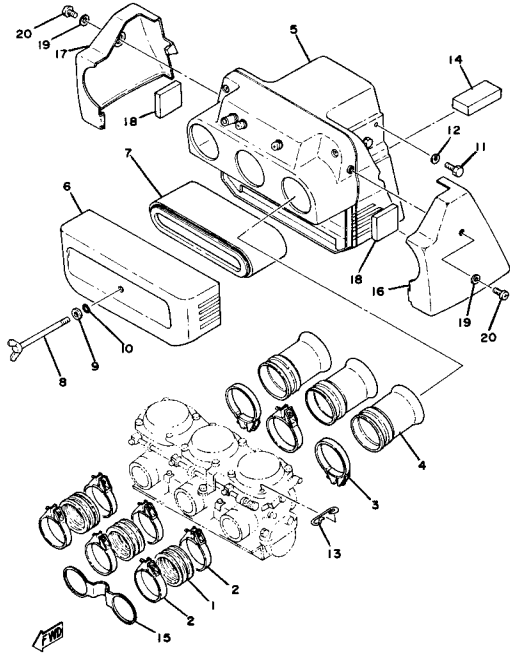
Ref. No.	Part Number	Description	Qty	Remarks
1	2G2-15410-01-00	CRCS COVER ASSEMBLY L	1	
2	1J7-15461-00-00	GASKET, CRCS CVR 2	1	
3	99530-10014-00	PIN, DOWEL	2	
4	93102-24154-00	OIL SEAL, SD-TYPE	1	
5	91316-06025-00	BOLT	11	
6	1J7-15474-00-00	SEAL, AIR DUCT	1	
7	1J7-15497-00-00	PLATE, DUST SEAL	1	
8	(2K1-W0001-01-00)	GASKTKIT XS750SESF		SEE GRID H1 FOR KIT COMPONENT
	1J7-15417-02-00	COVER, CAP	1	
9	2G2-15416-00-00	COVER, OIL PUMP	1	
10	90110-06138-00	BOLT, HEX SKT HEAD	3	
11	(99999-00992-00)	CRANK CASE COVER	1	
	2F3-15363-00-00	PLUG, OIL	1	
	2H7-15361-00-00	GAUGE, LEVEL	1	
	4H1-15431-00-00	COVER, CRANKCASE 3	1	
	90201-20722-00	WASHER, PLATE	1	
12	1J7-15451-00-00	GASKET, CRCS COVER	1	
13	99530-10014-00	PIN, DOWEL	2	
14	93102-25153-00	OIL SEAL, SD-TYPE	1	
15	2G2-15415-00-00	COVER, GENERATOR	1	
16	99510-08016-00	PIN, DOWEL	2	
17	91316-06018-00	BOLT, SOCKET HEAD	4	
18	90110-06138-00	BOLT, HEX SKT HEAD	1	
19	(2K1-W0001-01-00)	GASKTKIT XS750SESF		SEE GRID H1 FOR KIT COMPONENT
	91316-06040-00	BOLT, SOCKET HEAD	7	
20	91316-06080-00	BOLT	4	
21	(90465-08116-00)	CLAMP	2	

CONTINUED ON NEXT FRAME ►

CRANKCASE COVER



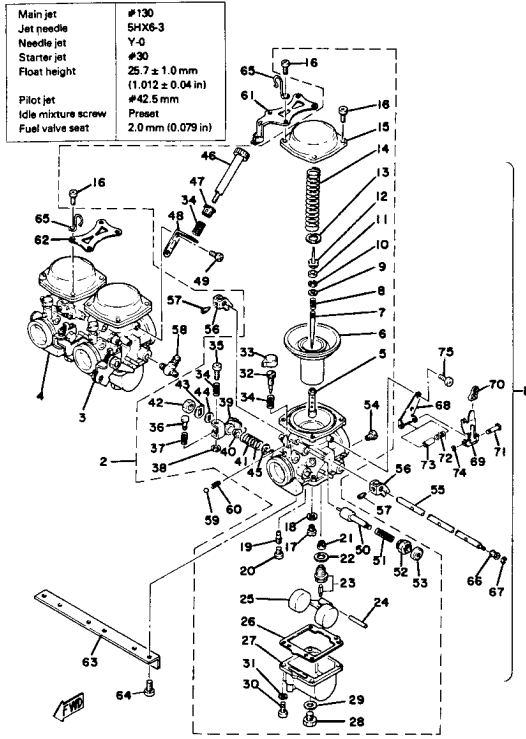
Ref. No.	Part Number	Description	Qty	Remarks
22	(1T4-81624-00-00)	PLATE, CONTACT BRKR	1	
23	(90465-10113-00)	CLAMP	1	
24	90201-06431-00	WASHER, PLATE (90201-06037-00)	2	
25	2H7-15361-00-00	GAUGE, LEVEL	1	



INTAKE

Ref. No.	Part Number	Description	Qty	Remarks
1	2F3-13586-01-00	JOINT, CARBURETOR 1 (2F3-13586-00)	3	
2	90460-54137-00	CLAMP, hose	6	
3	90460-58015-00	CLAMP, HOSE	3	
4	2F3-14453-00-00	JOINT, AIR CLNR 1	3	
5	(2G2-W1441-01-00)	AIR CLEANER CASE	1	
6	2F3-14422-00-00	CAP, CLEANER CASE 2	1	
7	4E2-14451-00-00	ELEMENT, AIR CLNR	1	
8	90122-06006-00	BOLT, WING	1	
9	92990-06200-00	WASHER	1	
10	93210-06257-00	O-RING	1	
11	97011-06020-00	BOLT	4	
12	92901-06600-00	WASHER	4	
13	(90468-20083-00)	CLIP	1	
14	(2F3-14452-00-00)	SEAL	1	
15	(90465-08120-00)	CLAMP	1	
16	2G2-14417-00-00	COVER 1	1	
17	2G2-14418-00-00	COVER 2	1	
18	(2G2-14425-00-00)	DAMPER 1	2	
19	90201-05033-00	WASHER, PLATE	2	
20	98506-05010-00	SCREW, PAN HEAD	2	

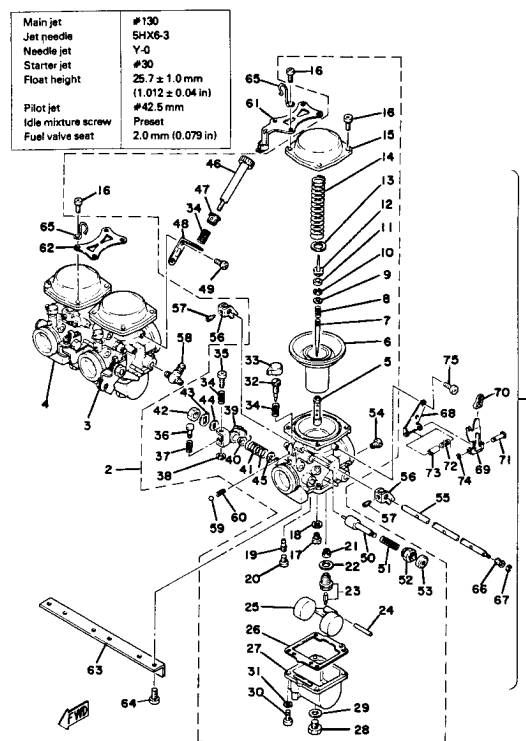
CARBURETOR



Ref. No.	Part Number	Description	Qty	Remarks
2	(2G2-14901-00-00)	CARBURETOR ASSEMBLY 1	1	
3	2F3-14902-00-00	CARBURETOR ASSEMBLY 2	1	
4	(2G2-14903-00-00)	CARBURETOR ASSEMBLY 3	1	
5	2F3-14941-90-00	NOZZLE, MAIN	3	
6	2F3-14940-00-00	DIAPHRAGM ASSEMBLY	3	
7	2F3-14116-06-00	NEEDLE	3	
8	2F0-14589-00-00	SPRING	3	
9	2F3-14952-00-00	WASHER	3	
10	256-14919-00-00	CLIP	3	
11	2F0-14918-00-00	RING	3	
12	2F3-14946-00-00	NO LONGER AVAILABLE	3	
13	2F0-14919-00-00	CLIP	3	
14	1M0-14933-00-00	SPRING, DIAPHRAGM	3	
15	(2F3-14958-00-00)	COVER, DIAPHRAGM	1	FOR MIDDLE
	(2G2-14958-00-00)	COVER, DIAPHRAGM	2	
16	98580-05016-00	SCREW, PAN HEAD	12	
17	620-14231-25-A0	JET, MAIN #1 5	3	U.R.
	620-14231-26-A0	JET, MAIN (#130.0)	3	U.R. STD
	620-14231-28-00	JET, MAIN (#140)	3	U.R.
18	137-14153-00-00	WASHER, MAIN JET	3	
19	4G0-14142-42-A0	JET, PILOT (#42.5)	3	
20	2F3-14991-00-00	SCREW	3	
21	1J7-14994-00-00	NET, FILTER	3	
22	239-14195-00-00	WASHER, NEEDLE VALVE	3	
23	1J7-14190-20-00	NEEDLE VALVE ASSEMBLY	3	
24	537-14186-00-00	PIN, FLOAT	3	
25	2A2-14985-01-00	FLOAT	3	
26	2A2-14984-01-00	GASKET, FLOAT CHMBR	3	
27	(2A2-14981-06-00)	BODY, FLOAT CHAMBER	1	FOR MIDDLE

CONTINUED ON NEXT FRAME ➤

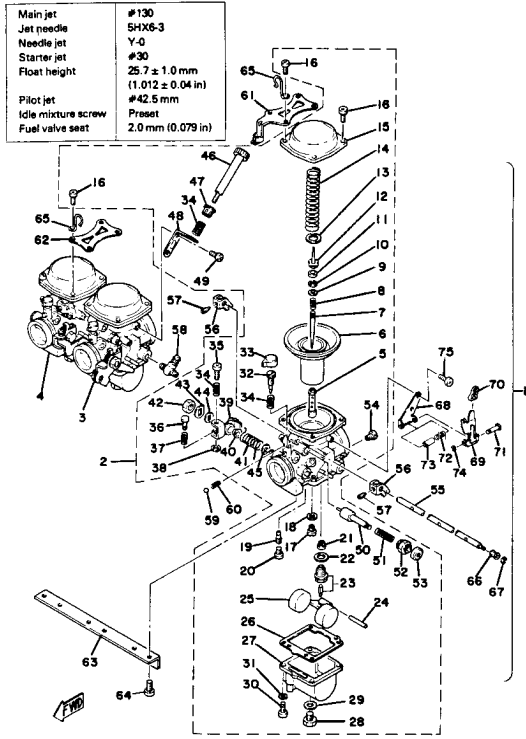
CARBURETOR



Ref. No.	Part Number	Description	Qty	Remarks
27	(2G2-14981-06-00)	BODY, FLOAT CHAMBER	1	FOR LEFT
	(2H7-14981-06-00)	BODY, FLOAT CHAMBER	1	FOR RIGHT
28	1A8-14991-00-00	SCREW	3	
29	1L9-14952-00-00	WASHER	3	
30	98580-05016-00	SCREW, PAN HEAD	12	
31	92990-05100-00	WASHER, SPRING	12	
33	8A7-14969-00-00	CAP	3	
34	256-14934-01-00	SPRING, THRTL STOP	6	
35	256-14922-01-00	SCREW, THROTTLE	2	
36	584-14992-00-00	ROD	2	
37	(584-14934-00-00)	SPRING, THRTL STOP	2	
38	256-14937-00-00	CLIP	2	
39	(2F3-14913-00-00)	LEVER, THROTTLE	1	
	(2F3-14963-00-00)	LEVER, THROTTLE 4	1	
	(2F3-14964-00-00)	LEVER, THROTTLE 2	1	
40	(2A2-14918-00-00)	RING	3	
41	(2A2-14932-00-00)	SPRING, THRTL 2	1	
	(2F3-14931-00-00)	SPRING, THRTL LEVER	1	
	(2F3-14932-00-00)	SPRING, THRTL 2	1	
42	95303-12600-00	NUT	3	
43	256-14953-00-00	WASHER	3	
44	(306-14970-00-00)	VALVE, THROTTLE	3	
45	2A2-14997-00-00	SEAL	3	
46	2A2-14922-00-00	SCREW, THROTTLE	1	
47	1J7-14998-00-00	BUSH	1	
48	(2F3-14243-00-00)	PLATE	1	
49	98580-04008-00	SCREW, PAN HEAD	2	
50	2A2-14171-00-00	PLUNGER, STARTER	3	
51	256-14135-00-00	SPRING, PLUNGER	3	

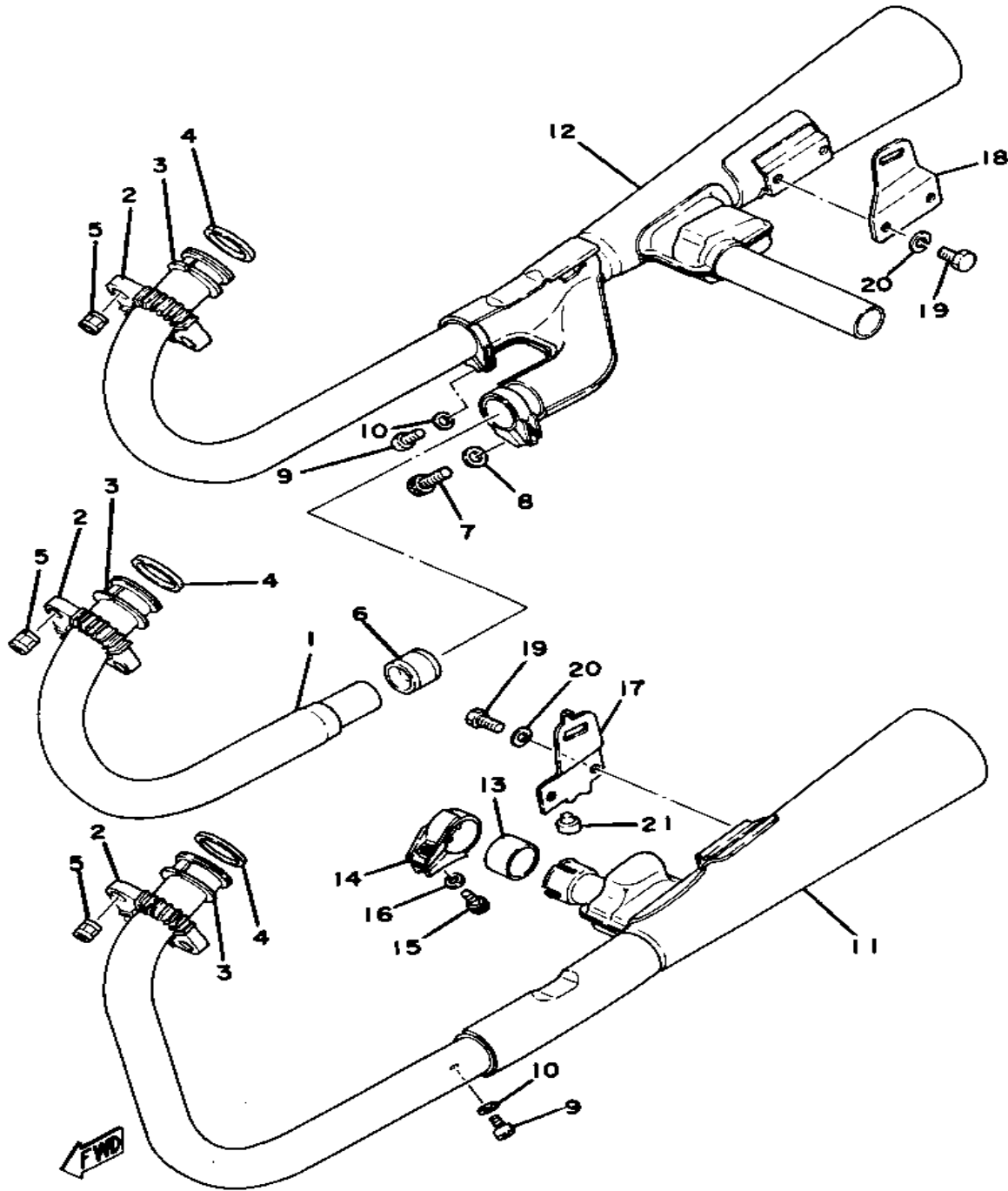
CONTINUED ON NEXT FRAME ►

CARBURETOR



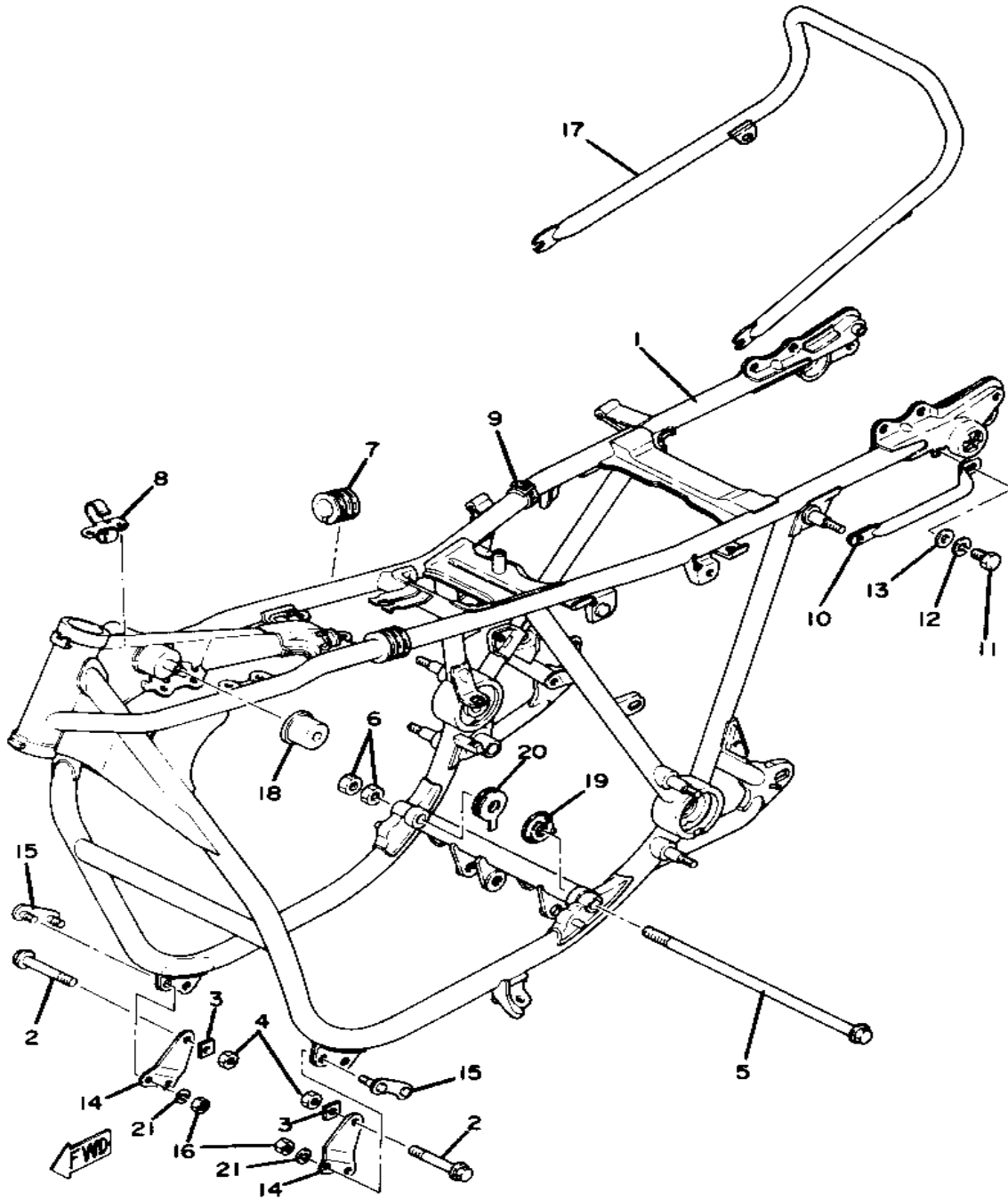
Ref. No.	Part Number	Description	Qty	Remarks
52	2A2-14174-00-00	CAP, PLUNGER	3	
53	2A2-14173-00-00	COVER, PLUNGER CAP	3	
54	2A2-14172-36-00	PILOT JET, AIR #1 0	3	
55	2F3-14978-00-00	SHAFT, STARTER LVR	1	
56	(2A2-14905-00-00)	LEVER, STARTER	3	
57	2F3-14991-00-00	. SCREW	3	
58	1J7-14988-00-00	. PIPE, STARTER CON	2	
59	93501-08001-00	. BALL	2	
60	583-14589-00-00	. SPRING	2	
61	(2F3-14926-00-00)	BRACKET, THROTTLE 1	1	
62	(1J7-14243-00-00)	PLATE	1	
63	(1J7-14146-00-00)	PLATE	1	
64	98503-06014-00	. SCREW, PAN HEAD (92502-06016)	6	
65	90462-13032-00	. CLAMP	2	
66	2F3-14998-00-00	. BUSH	1	
67	737-14137-00-00	. CLIP	1	
68	3H3-14995-00-00	. BRACKET	1	
69	2F3-14975-00-00	. LEVER, STARTER 1	1	
70	2F3-14968-00-00	. CAP	1	
71	2F3-14386-00-00	. PIN, FLOAT	1	
72	2F3-14938-00-00	. SPRING	1	
73	(2F3-14996-00-00)	PIPE	1	
74	2F3-14919-00-00	. CLIP	1	
75	98580-04008-00	. SCREW, PAN HEAD	2	

EXHAUST



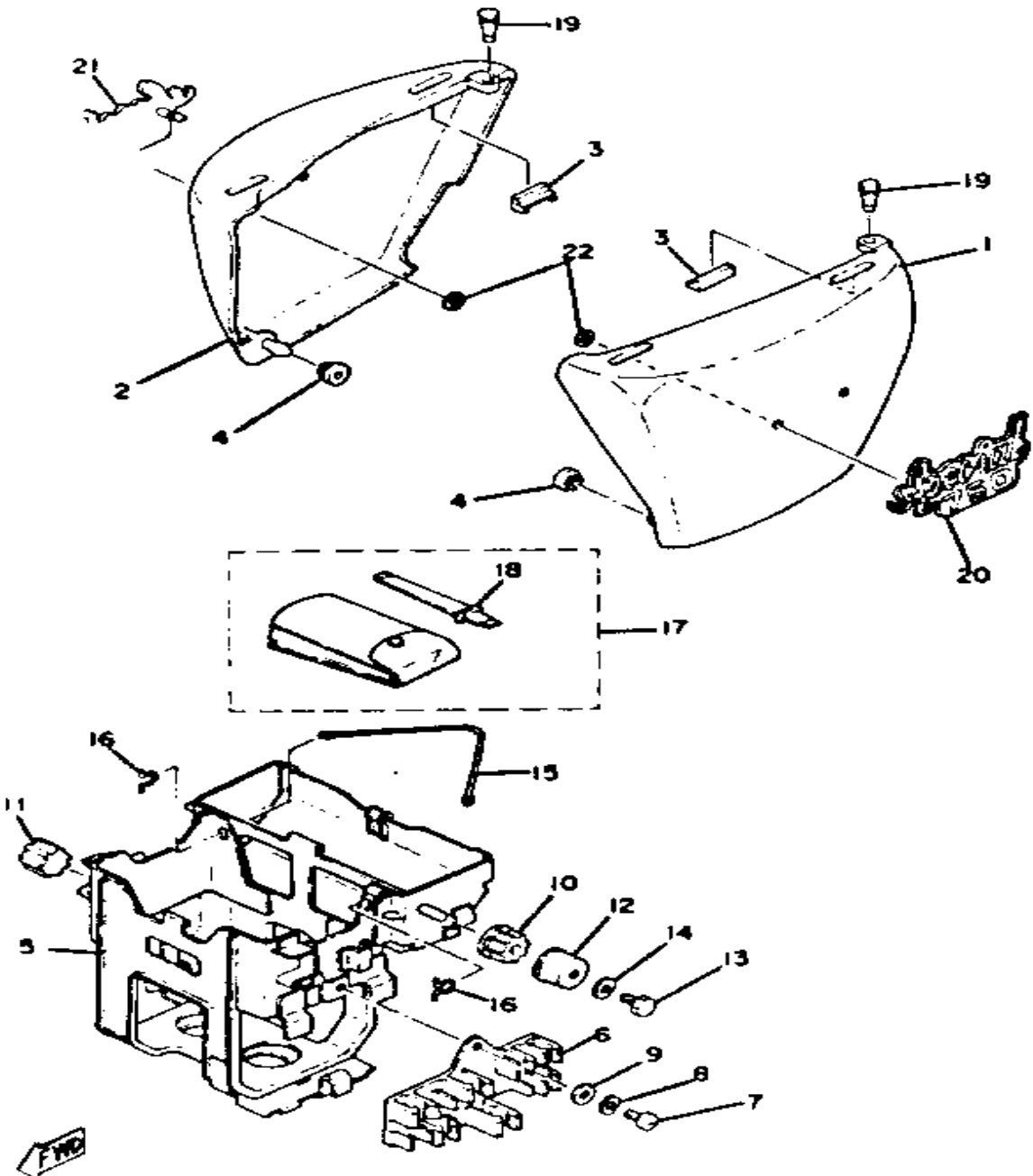
Ref. No.	Part Number	Description	Qty	Remarks
1	2G2-14621-00-00	PIPE, EXHAUST R	1	
2	(4H1-14612-00-00)	NUT, RING	3	
3	1J7-14614-00-00	. FLANGE, EXST PIPE	6	
4	4BE-14613-00-00	GASKET, EXHAUST PIPE	3	
5	90179-08004-00	NUT	6	
6	1JK-14714-00-00	GASKET, MUFFLER	1	
7	91316-08025-00	BOLT, SOCKET HEAD	1	
8	92901-08600-00	WASHER	1	
9	98503-06014-00	SCREW, PAN HEAD (92502-06016)	2	
10	92901-06600-00	WASHER	2	
11	2G2-14701-01-00	MUFFLER	1	
12	2G2-14702-01-00	MUFFLER 2	1	
13	1L9-14714-01-00	GASKET, MUFFLER	1	
14	1L9-14788-00-00	BAND, SILENCER	1	
15	91316-06025-00	BOLT	1	
16	92901-06600-00	WASHER	1	
17	(2G2-14771-02-00)	STAY, MUFFLER 1	1	
18	(2G2-14781-02-00)	STAY, MUFFLER 2	1	
19	97011-08016-00	BOLT	4	
20	92990-08100-00	WASHER	4	
21	371-27114-00-00	STOPPER, MAIN STAND	1	

FRAME



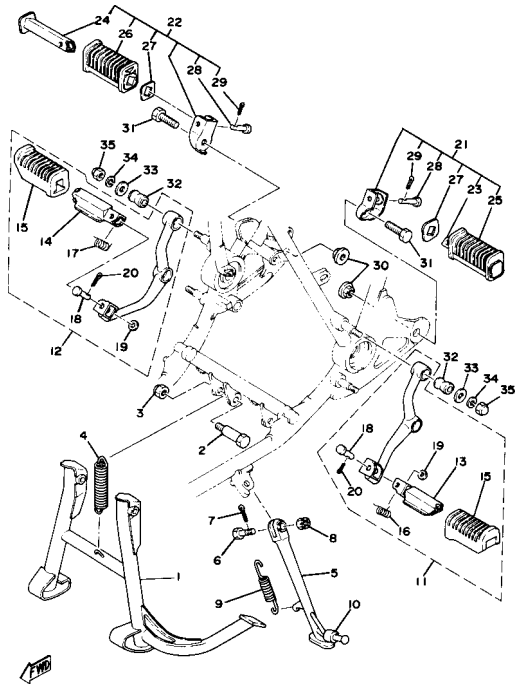
Ref. No.	Part Number	Description	Qty	Remarks
1	(2G2-21110-01-33)	FRAME	1	YAMAHA BLACK
2	95811-10040-00	BOLT, FLANGE (95801-10040) .	2	
3	(90209-10147-00)	WASHER, SPEC'L SHAP	2	
4	95601-10100-00	NUT, U (95602-10100-00)	2	
5	90109-12501-00	BOLT	1	
6	95311-12700-00	NUT	2	
7	1J7-24183-02-00	DAMPER, LOCATING 3	2	
8	(2G2-82594-00-00)	CLAMP	1	
9	25G-83936-01-00	BAND, SWITCH CORD	4	
10	2G2-21316-00-00	STAY, ENGINE 3	2	
11	2G2-21418-00-00	BRACKET, FRT LWR 2	2	
12	92995-06100-00	WASHER, SPRING	1	
13	92990-08100-00	WASHER	1	
14	2G2-21347-00-00	BRACKET, TANK FTNG	2	
15	2G2-21485-00-00	DAMPER, RUBBER 1	1	
16	2G2-21486-00-00	DAMPER 2	1	
17	2G2-21645-00-00	STAY, REAR	4	
18	2G2-21347-00-00	BRACKET, TANK FTNG	2	
19	2G2-21485-00-00	DAMPER, RUBBER 1	1	
20	2G2-21486-00-00	DAMPER 2	1	
21	92990-08100-00	WASHER	4	

SIDE COVER - BATTERY BOX



Ref. No.	Part Number	Description	Qty	Remarks
1	2G2-21711-00-H6	COVER, SIDE 1	1	MACHO MAROON
	2G2-21711-00-H9	COVER, SIDE 1	1	BLACK GOLD
2	(2G2-21721-00-H6)	COVER, SIDE 2	1	MACHO MAROON
	2G2-21721-00-H9	COVER, SIDE 2	1	BLACK GOLD
3	360-21717-01-00	DAMPER	4	
4	90480-01401-00	GROMMET	2	
5	(3J3-21170-01-00)	BOX	1	
6	(1J7-21794-00-00)	HOLDER, KNOB	1	
7	98580-06012-00	SCREW, PAN HEAD	1	
8	92995-06100-00	WASHER, SPRING	1	
9	92901-06600-00	WASHER	1	
10	1J7-21746-00-00	DAMPER	2	
11	2J2-21729-00-00	CLAMP, DAMPER	2	
12	(1J7-21798-00-00)	BRACKET, DAMPER	2	
13	97011-06010-00	BOLT	2	
14	92995-06100-00	WASHER, SPRING	2	
15	256-21376-00-00	BAND, TOOL	1	
16	256-21366-00-00	HOOK, TOOL BAND	2	
17	3J3-W2810-00-00	TOOL KIT	1	
18	1J7-2815A-00-00	GAUGE, OIL LEVEL	1	FOR MIDDLE AND FINAL GEAR CASE
19	90480-05201-00	GROMMET	2	
20	2G2-21781-00-00	EMBLEM 1	1	
21	2G2-21782-00-00	EMBLEM 2	1	
22	90183-04005-00	NUT, SPRING	4	

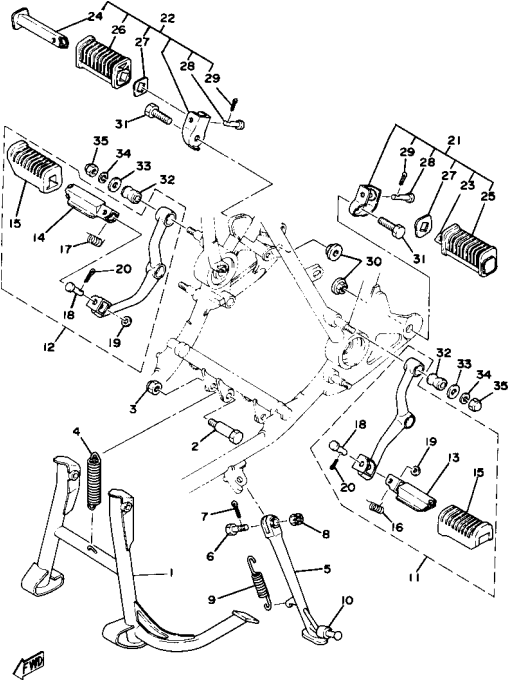
STAND - FOOTREST



Ref. No.	Part Number	Description	Qty	Remarks
1	2G2-27111-01-00	STAND, MAIN	1	
2	90109-10440-00	BOLT	2	
3	95601-10100-00	NUT, U (95602-10100-00)	2	
4	90506-40145-00	SPRING, TENSION	1	
5	(2G2-27311-01-00)	STAND, SIDE	1	
6	90102-10006-00	BOLT, WITH HOLE (278-27317-00)	1	
7	91490-20025-00	PIN, SPLIT	1	
8	90171-10012-00	NUT, CASTLE	1	
9	90506-28146-00	SPRING, TENSION	1	
10	278-27314-00-00	STOPPER	1	
11	2G2-27410-00-00	FRT FOOTREST ASSEMBLY L	1	
12	2G2-27420-00-00	FRT FOOTREST ASSEMBLY R	1	
13	1J7-27451-00-00	FOOTREST	1	
14	1J7-27461-00-00	FOOTREST	1	
15	4L0-27423-00-00	COVER, FOOTREST	2	
16	90508-20154-00	SPRING, TORSION	1	
17	90508-20155-00	SPRING, TORSION	1	
18	90240-08063-00	PIN, CLEVIS	2	
19	90201-08083-00	WASHER, PLATE	2	
20	91401-30020-00	PIN, COTTER	2	
21	1T4-27430-00-00	RR FOOTREST ASSEMBLY 1	1	
22	1T4-27440-00-00	RR FOOTREST ASSEMBLY 2	1	
23	447-27431-00-00	FOOTREST, REAR 1	1	
24	447-27441-00-00	FOOTREST, REAR 2	1	
25	1J7-27433-00-00	COVER, RR FOOTREST	1	
26	1J7-27444-00-00	COVER, RR FOOTREST	1	
27	90209-18070-00	WASHER, SPECL SHAP	2	
28	91701-06035-00	PIN, CLEVIS	2	

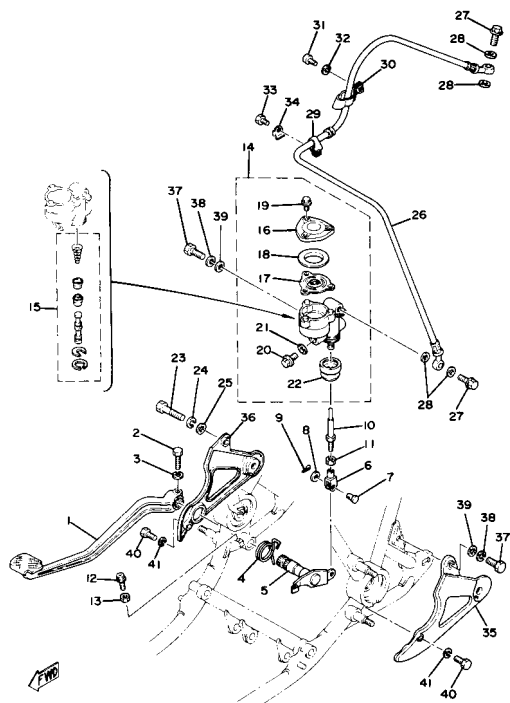
CONTINUED ON NEXT FRAME ►

STAND - FOOTREST



Ref. No.	Part Number	Description	Qty	Remarks
29	91490-16020-00	PIN, COTTER	2	
30	(2G2-27436-00-00)	NUT	2	
31	7JY-23471-00-00	BOLT	2	
32	256-27414-00-00	DAMPER, FOOTREST	4	
33	90201-10437-00	WASHER, PLATE	4	
34	92990-10100-00	WASHER, SPRING	4	
35	90176-10013-00	NUT, CROWN	4	

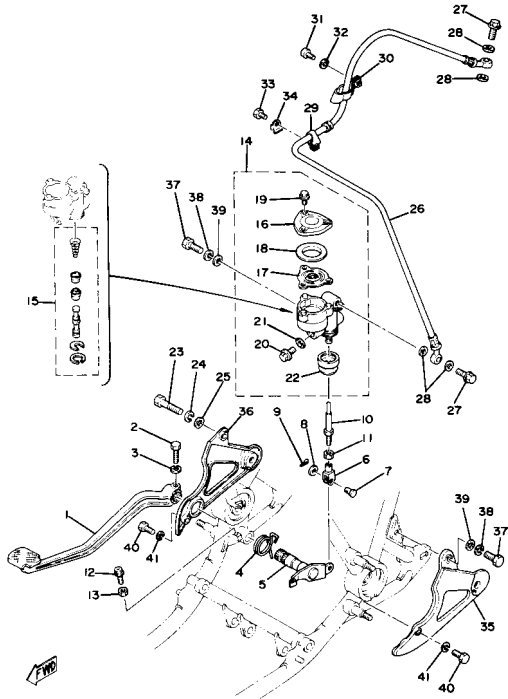
BRAKE PEDAL - REAR MASTER CYLINDER



Ref. No.	Part Number	Description	Qty	Remarks
1	2G2-27211-00-00	PEDAL, BRAKE	1	
2	90109-06468-00	BOLT	1	
3	92995-06100-00	WASHER, SPRING	1	
4	(90508-40379-00)	SPRING, TORSION	1	
5	(2G2-27212-01-00)	SHAFT, BRAKE PEDAL	1	
6	1J3-27222-01-00	JOINT	1	
7	90240-08013-00	PIN, CLEVIS	1	
8	90201-08083-00	WASHER, PLATE	1	
9	91490-16020-00	PIN, COTTER	1	
10	1J7-27231-00-00	ROD, BRAKE	1	
11	95303-08700-00	NUT	1	
12	90153-06008-00	SCREW, HEXAGON	1	
13	90170-06184-00	NUT, HEXAGON	1	
14	1J7-25850-52-00	MSTR CYLINDER ASSEMBLY	1	
15	1J3-W0042-50-00	CYLINDER KIT, MASTER (1J3-20000-50)	1	
16	1J3-25852-52-00	CAP, RESERVOIR	1	
17	1J3-25854-51-00	DIAPHRAGM RESERVOR	1	
18	1J3-25855-51-00	BUSH, DIAPHRAGM	1	
19	90153-05014-00	SCREW, HEXAGON	3	
20	90153-10015-00	SCREW, hexagon	1	
21	90201-10610-00	WASHER, plate	1	
22	1J3-25862-50-00	BOOT, MASTER CYLINDER	1	
23	97026-08045-00	BOLT, HEXAGON	1	
24	92906-08100-00	WASHER, SPRING	1	
25	92906-08600-00	WASHER	1	
26	1J7-25874-01-00	HOSE, BRAKE	1	
27	90401-10034-00	BOLT, UNION	2	
28	90201-10118-00	WASHER, PLATE	4	

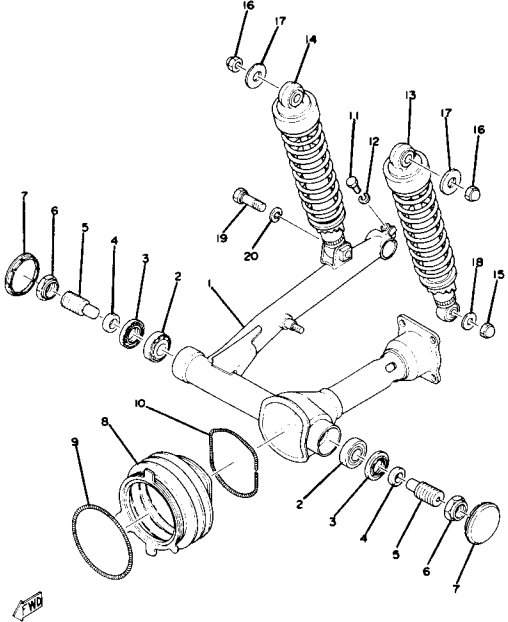
CONTINUED ON NEXT FRAME ►

BRAKE PEDAL - REAR MASTER CYLINDER



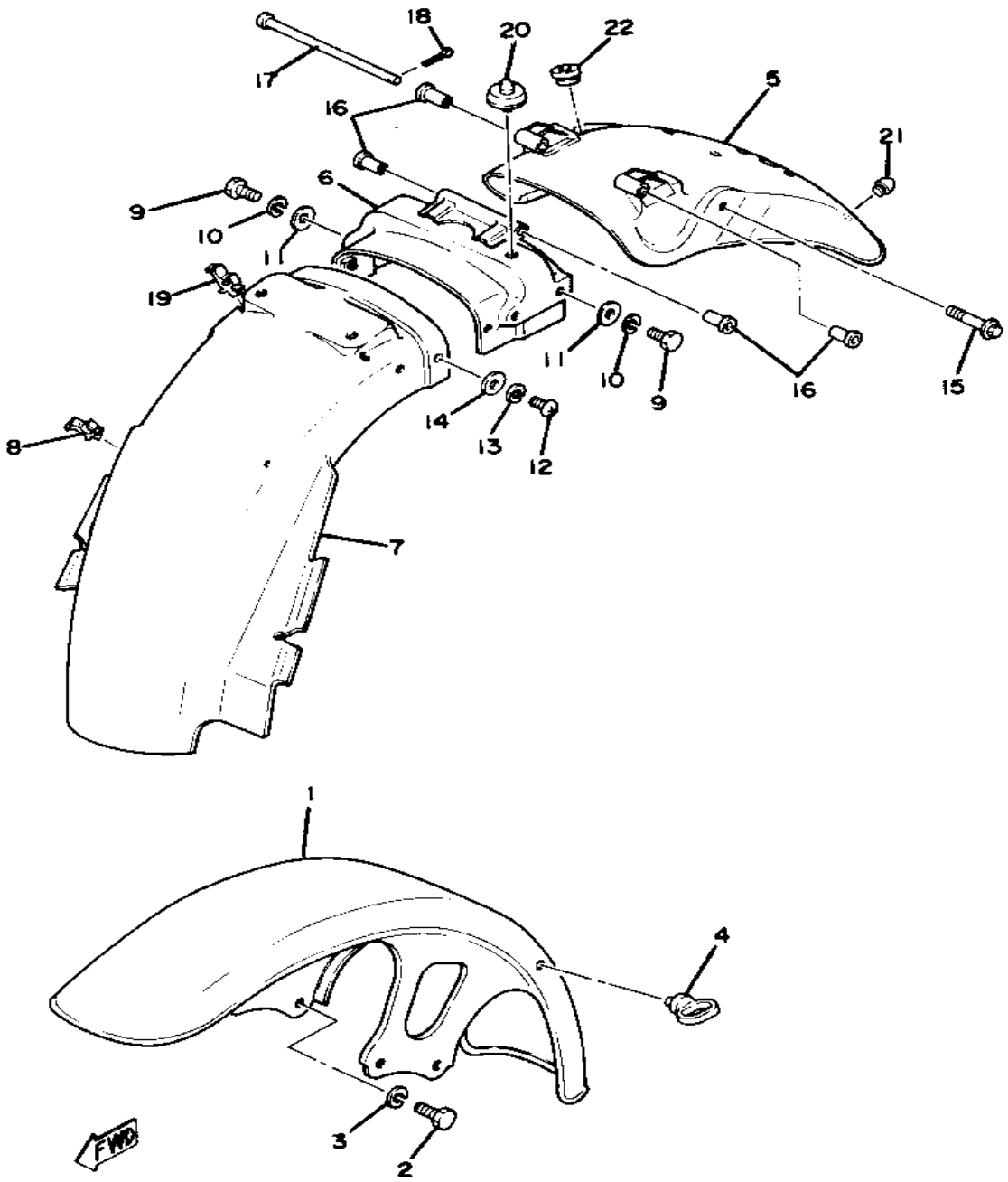
Ref. No.	Part Number	Description	Qty	Remarks
29	(90461-10023-00)	CLAMP	1	
30	(90461-12021-00)	CLAMP	1	
31	98506-06014-00	SCREW, PAN HEAD (92506-06014)	1	
32	92906-06100-00	WASHER, SPRING	1	
33	97026-06012-00	BOLT	1	
34	(90215-06128-00)	WASHER, LOCK	1	
35	(2G2-27442-02-00)	BRACKET 2	1	
36	(2G2-27443-02-00)	BRACKET 3	1	
37	97016-08025-00	BOLT	2	
38	92906-08100-00	WASHER, SPRING	2	
39	92906-08600-00	WASHER	2	
40	97016-06020-00	BOLT	2	
41	92995-06100-00	WASHER, SPRING	2	

REAR ARM - REAR CUSHION



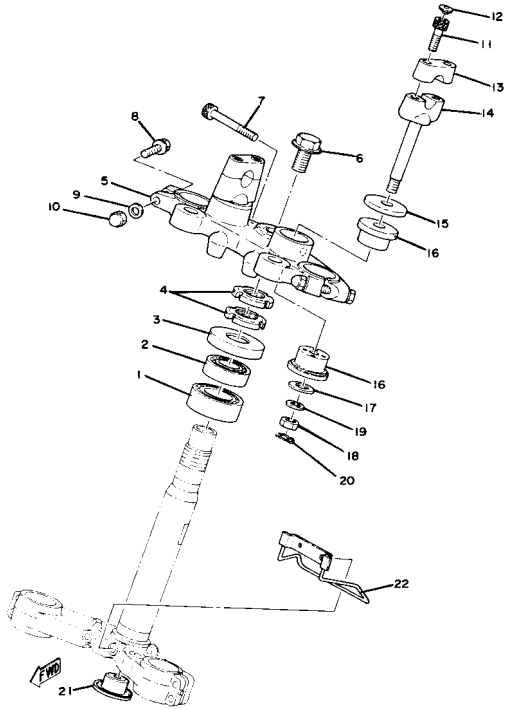
Ref. No.	Part Number	Description	Qty	Remarks
1	(1J7-22110-03-33)	REAR ARM	1	YAMAHA BLACK
2	93332-00010-00	BEARING	2	
3	93102-25017-00	OIL SEAL	2	
4	90387-17543-00	COLLAR	2	
5	1J7-22141-00-00	SHAFT, PIVOT	2	
6	1J7-22143-00-00	NUT	2	
7	2H7-2219X-00-00	COVER	2	
8	2H7-22189-00-00	BOOT, RUBBER	1	
9	90506-07136-00	SPRING, TENSION	1	
10	90506-07135-00	SPRING, TENSION	1	
11	97313-08035-00	BOLT, HEXAGON	1	
12	92990-08100-00	WASHER	1	
13	2G2-22210-01-00	SHK/ABS ASSEMBLY, REAR .	1	
14	(2G2-22210-11-00)	SHK/ABS ASSEMBLY, REAR .	1	
15	90176-10013-00	NUT, CROWN	1	
16	90176-10009-00	NUT, CROWN	2	
17	90201-10142-00	WASHER, PLATE (341-22243-00)	2	
18	90201-10437-00	WASHER, PLATE	1	
19	90106-10030-00	BOLT, DOME HEAD	1	
20	92990-10100-00	WASHER, SPRING	1	

FRONT FENDER - REAR FENDER



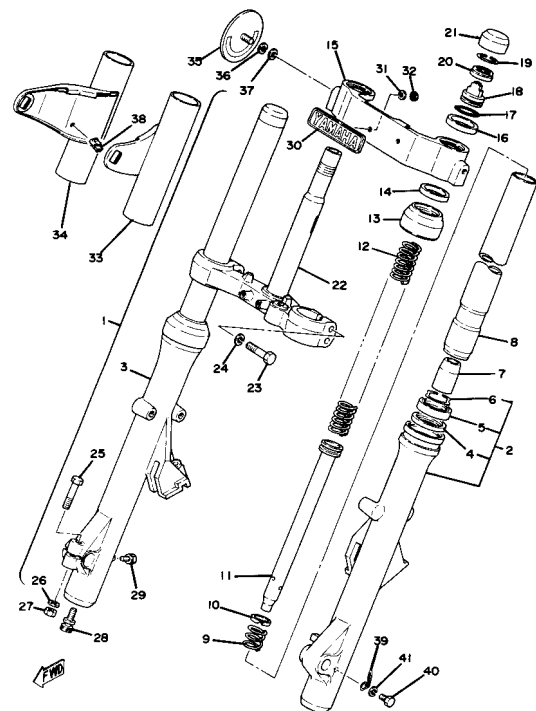
Ref. No.	Part Number	Description	Qty	Remarks
1	3H3-21511-00-93	FENDER, FRONT	1	
2	97313-08020-00	BOLT, HEXAGON	4	
3	92990-08100-00	WASHER	4	
4	1A0-21518-00-00	HOLDER, CABLE	4	
5	(2G2-21610-00-93)	FENDER, REAR	1	
6	(1J7-21613-00-00)	STAY, FENDER 1	1	
7	(3J2-21629-01-00)	GUARD, MUD	1	
8	90464-16021-00	CLAMP	4	
9	97011-06016-00	BOLT	4	
10	92995-06100-00	WASHER, SPRING	4	
11	92901-06600-00	WASHER	4	
12	98580-06010-00	SCREW, PAN HEAD (92503-06010)	2	
13	92995-06100-00	WASHER, SPRING	2	
14	90201-06M08-00	WASHER, PLATE	2	
15	90105-08091-00	BOLT, WASHER BASED	2	
16	90387-065J6-00	COLLAR	4	
17	(91701-06152-00)	PIN, CLEVIS	1	
18	91490-16020-00	PIN, COTTER	1	
19	90464-16025-00	CLAMP	4	
20	1J7-21649-01-00	DAMPER	1	
21	2MG-21639-00-00	DAMPER 2	1	
22	90480-16112-00	GROMMET	1	

STEERING



Ref. No.	Part Number	Description	Qty	Remarks
1	93332-00008-00	BEARING	1	
2	93332-00001-00	BEARING	1	
3	1J7-23415-00-00	COVER, BALL RACE 1	1	
4	90179-25033-00	NUT	2	
5	2G2-23435-00-98	CROWN, HANDLE	1	LOW GLOSS BLACK
6	90105-14102-00	BOLT, WASHER BASED	1	
7	91316-08040-00	BOLT, SOCKET HEAD	1	
8	95811-08055-00	BOLT, FLANGE	2	
9	92990-08600-00	WASHER, PLATE	2	
10	95303-08800-00	NUT (CROWN) (95301-08800)	2	
11	91316-08025-00	BOLT, SOCKET HEAD	4	
12	341-23469-00-00	CAP, BOLT	5	
13	360-23441-01-98	. HOLDER, HANDLE UPR	1	
	91316-08025-00	. BOLT, SOCKET HEAD	2	
	99999-01112-00	HOLDER, HANDLE UP	2	LOW GLOSS BLACK
14	1E6-23442-00-00	HOLDER, HANDLE LWR	2	LOW GLOSS BLACK
15	90209-12151-00	WASHER, SPEC'L SHAP	2	
16	1T4-23434-00-00	HOLDER, DAMPER	4	
17	90201-10149-00	WASHER, PLATE	2	
18	95303-10700-00	NUT	2	
19	92990-10100-00	WASHER, SPRING	2	
20	90468-12006-00	CLIP	2	
21	(90338-25074-00)	PLUG, SPEC'L SHAPE	1	
22	(1J7-26399-00-00)	GUIDE, CABLE	1	

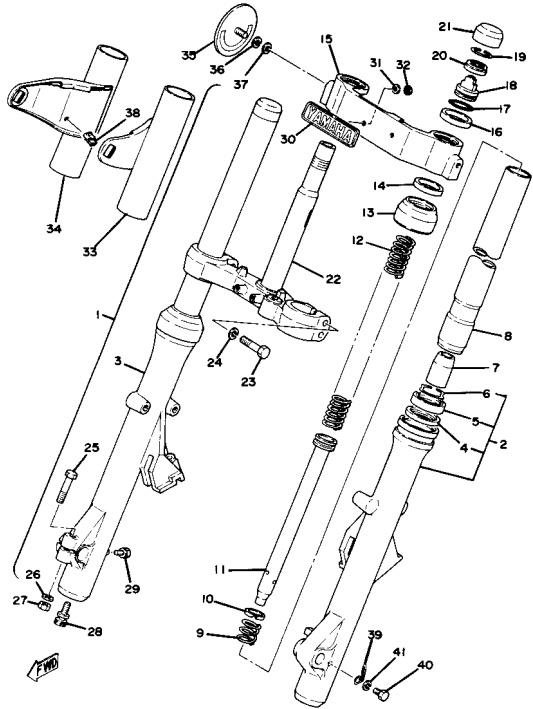
FRONT FORK



Ref. No.	Part Number	Description	Qty	Remarks
1	(2G2-23101-01-00)	FRONT FORK ASSEMBLY	1	
2	2G2-23126-00-00	. TUBE, OUTER 1	1	
3	(2G2-23136-01-00)	TUBE, OUTER 2	1	
4	1KH-23147-00-00	.. SEAL, SPACER	2	
5	1KH-23145-00-00	.. OIL SEAL	2	
6	34X-23156-00-00	.. CLIP, OIL SEAL	2	
7	(1J3-23166-00-00)	SPACER, OIL LOCK	2	
8	2G2-23110-00-00	. INNER TUBE 1	2	
9	1J3-23151-00-00	. SPRING, REBOUND	2	
10	1T4-23157-01-00	. RING, PISTON FRTRFRK (2F3-23157-00)	2	
11	(2G2-23170-00-00)	CYLINDER, FRTRFRK	2	
12	(2G2-23141-00-00)	SPRING, FRONT FORK	2	
13	1T4-23144-00-00	. SEAL, DUST	2	
14	23W-23163-00-00	. GASKET	2	
15	2G2-23122-00-00	. COVER, OUTER 1	2	
16	1T4-23115-00-00	. GUIDE, COVER UPPER	2	
17	2F3-23114-00-00	. GASKET	2	
18	2F3-2311A-00-00	. SPRING, ADJUSTER	2	
19	1J3-23183-01-00	. CIRCLIP	2	
20	2F3-23111-00-00	. BOLT, CAP	2	
21	2F3-23168-01-00	. CAP, FRONT FORK	2	
22	2G2-23340-00-90	. UNDER BRACKET	1	YAMAHA BLACK
23	97313-08040-00	. BOLT, HEXAGON (97322-08040)	4	
24	92990-08100-00	. WASHER	4	
25	2G2-23128-00-00	. BOLT, AXLE HOLDER	1	
26	92990-08100-00	. WASHER	1	
27	95333-08600-00	. NUT	1	

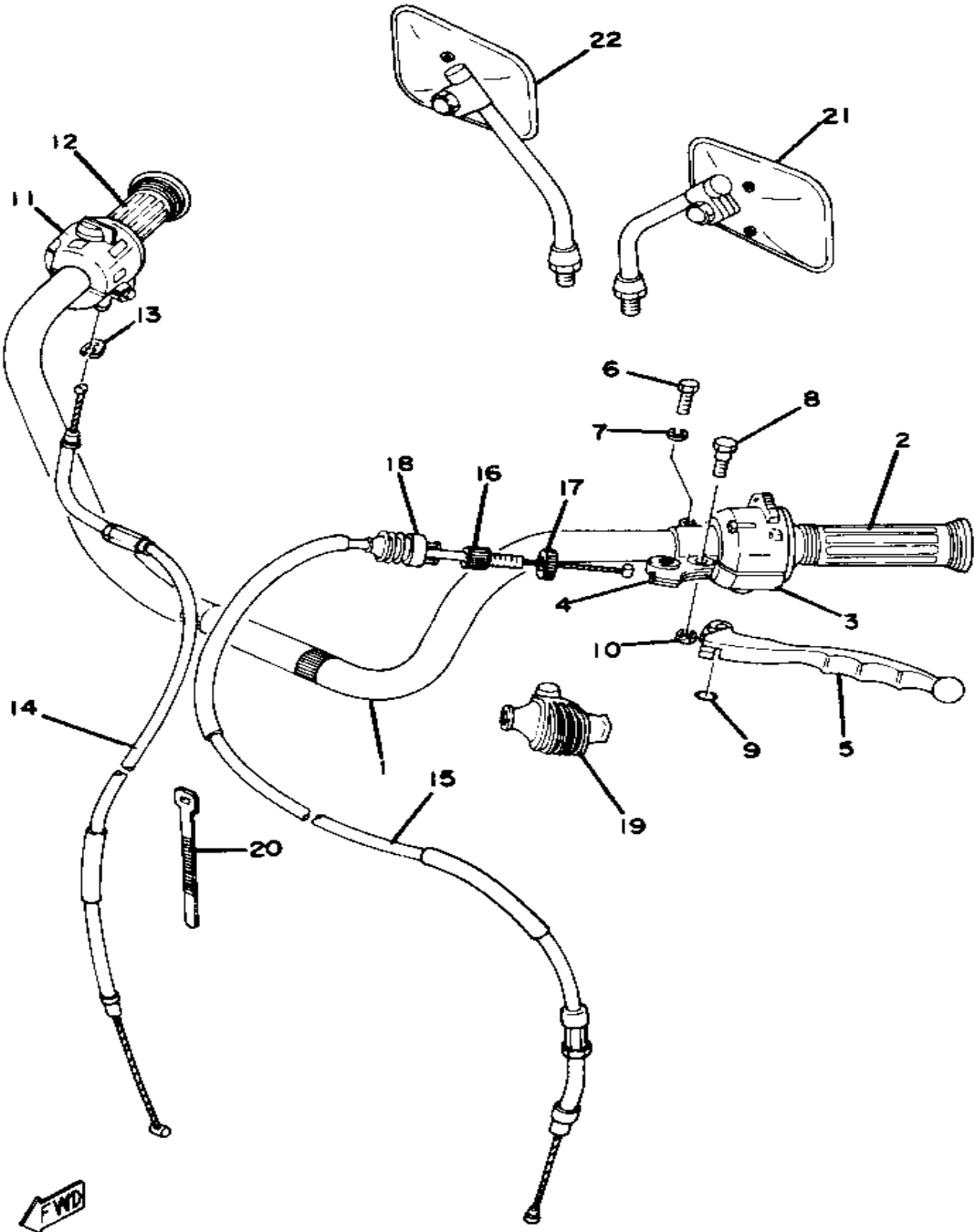
CONTINUED ON NEXT FRAME ►

FRONT FORK



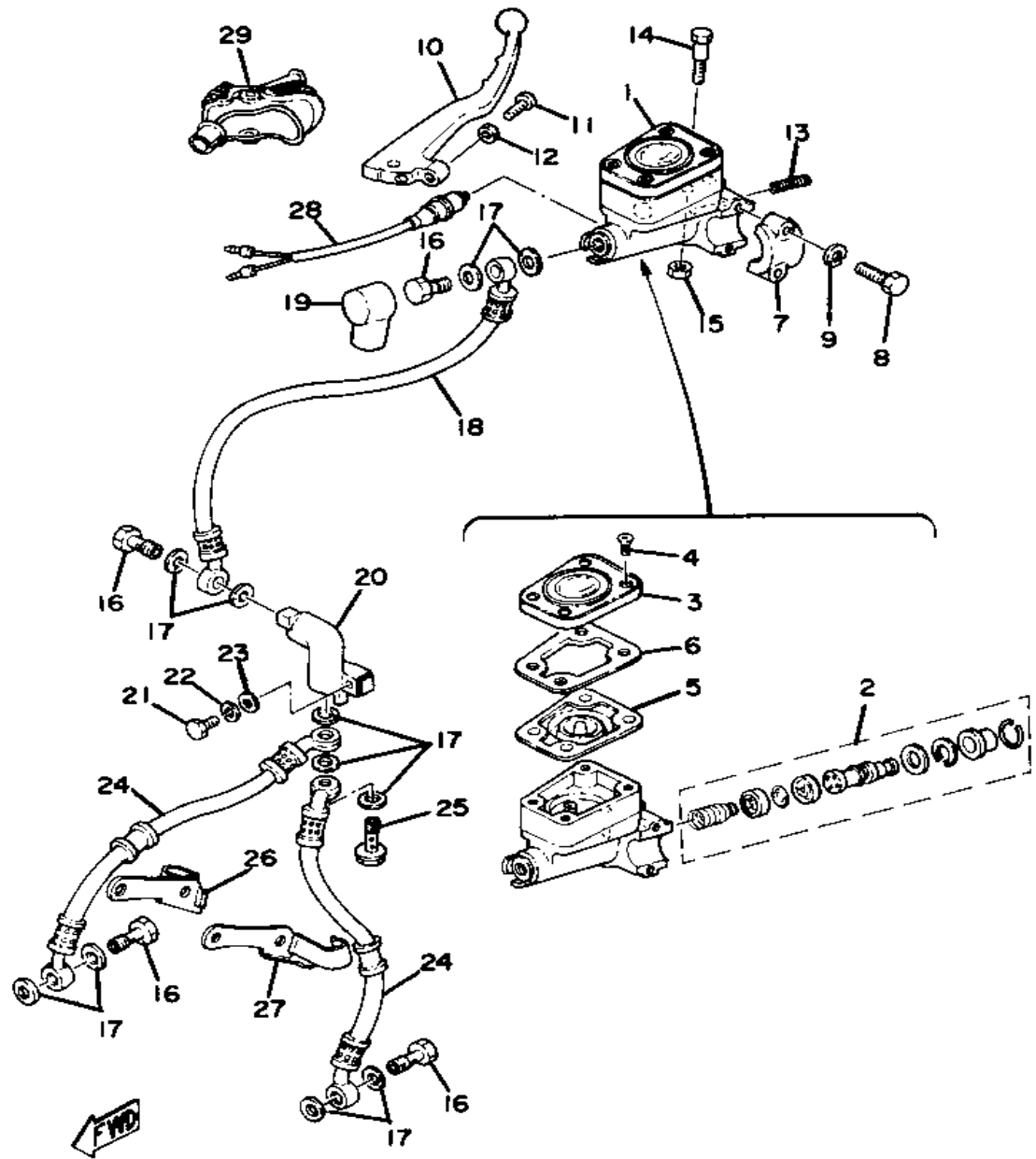
Ref. No.	Part Number	Description	Qty	Remarks
28	3M7-23181-00-00	. BOLT, HEX SCKT HEAD	2	
29	2A6-23119-00-00	. PLUG, DRAIN	2	
30	2M0-23395-00-00	. EMBLEM	1	
31	90202-04003-00	. WASHER, PLATE	2	
32	90183-04005-00	. NUT, SPRING	2	
33	2G2-23121-02-93	COVER, UPPER 1	1	
34	2G2-23131-02-93	COVER, UPPER 2	1	
35	355-85111-01-00	REFLECTOR, FRONT 1	1	
36	92990-05100-00	WASHER, SPRING	2	
37	92990-05200-00	WASHER, PLAIN	2	
38	90464-16025-00	CLAMP	2	
39	4H3-23318-00-00	HOLDER, CABLE 1	1	
40	97013-06012-00	BOLT	1	
41	92995-06100-00	WASHER, SPRING	1	

HANDLE - WIRE



Ref. No.	Part Number	Description	Qty	Remarks
1	3H3-26111-00-00	HANDLEBAR	1	
2	2H7-26241-00-00	GRIP LH	1	
3	2G2-83973-00-98	SWITCH, HANDLE 3	1	LOW GLOSS BLACK
4	341-82911-00-00	HOLDER, LEVER 1	1	LOW GLOSS BLACK
5	2H0-83912-30-00	LEVER L	1	LOW GLOSS BLACK
6	97003-06022-00	BOLT, HEXAGON (97301-06022)	1	
7	92995-06100-00	WASHER, SPRING	1	
8	2H7-83945-00-00	BOLT, LEVER	1	
9	93210-11368-00	O-RING	1	
10	95601-06100-00	NUT, U	1	
11	2G2-83963-00-98	SWITCH, HANDLE 3	1	LOW GLOSS BLACK
12	584-26393-02-00	HOLDER	1	
13	584-26393-02-00	HOLDER	1	
14	2G2-26311-02-00	CABLE, THROTTLE 1	1	
15	4H1-26335-00-00	CABLE, CLUTCH	1	
16	90123-08046-00	BOLT	1	
17	90179-08148-00	NUT	1	
18	1E6-26342-00-00	BOOT, CABLE	1	
19	1E6-26372-00-00	COVER, HANDLE LEVER 1 ...	1	
20	437-83936-01-00	BAND, SWITCH CORD	4	
21	2G2-26290-10-00	MIRROR ASSEMBLY LH	1	
22	2G2-26290-00-00	MIRROR ASSEMBLY RH	1	

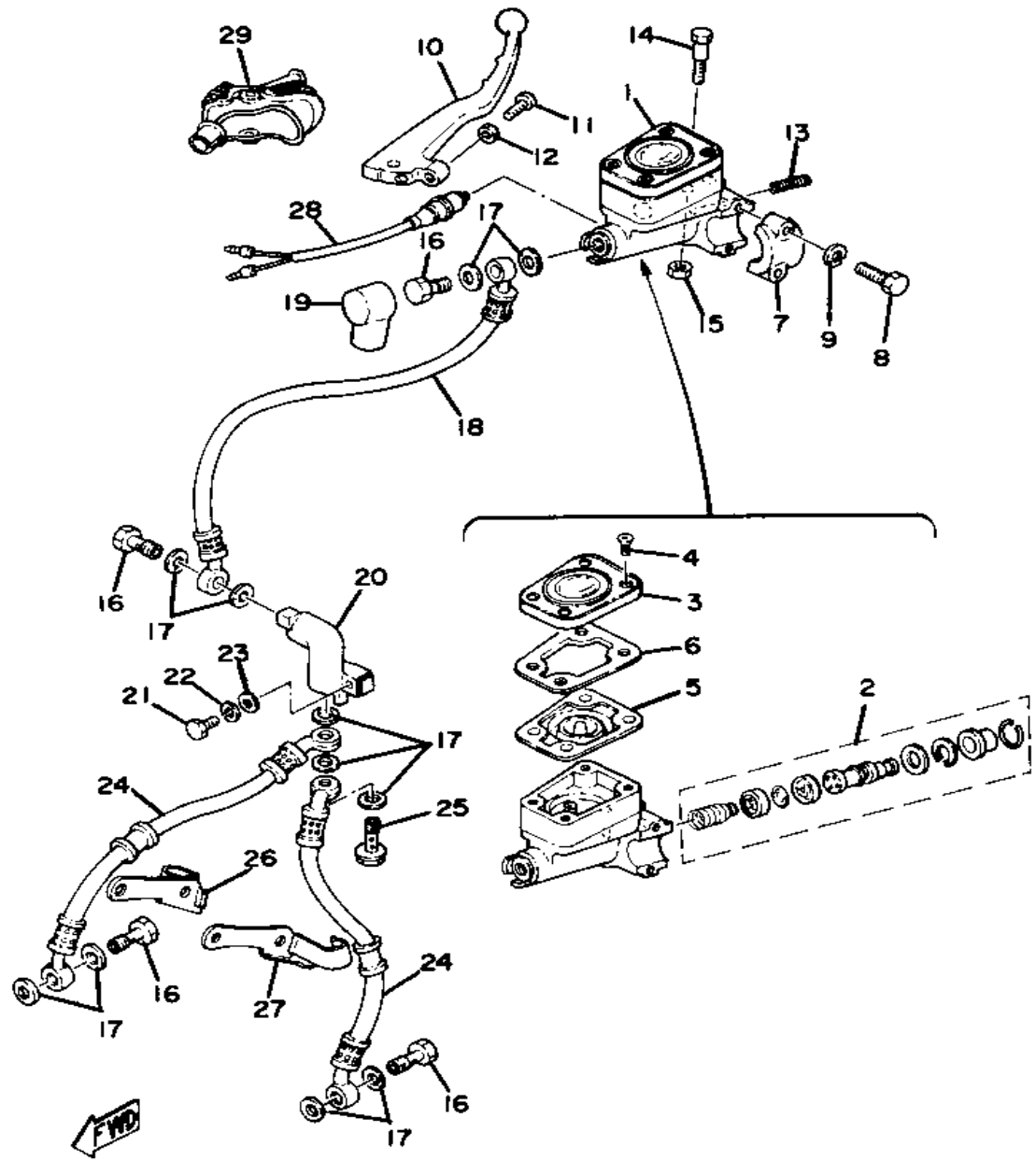
FRONT MASTER CYLINDER - BRAKE HOSE



Ref. No.	Part Number	Description	Qty	Remarks
1	2G2-25850-01-00	MSTR CYLINDER ASSEMBLY	1	
2	1J3-W0041-20-00	. CYLINDER KIT, MASTER	1	
3	1J3-25852-01-00	. CAP, RESERVOIR	1	
4	2G2-25857-00-00	. SCREW	4	
5	1J3-25854-01-00	. DIAPHRAGM RESERVOR	1	
6	1J3-25855-01-00	. BUSH, DIAPHRAGM	1	
7	1J3-25867-00-00	BRACKET, MASTER CYLINDER (341-25867-00)	1	
8	97313-06025-00	BOLT, HEXAGON	2	
9	92995-06100-00	WASHER, SPRING	2	
10	4L0-83922-00-00	LEVER RH	1	LOW GLOSS BLACK
11	90149-06131-00	SCREW	1	
12	90170-06010-00	NUT	1	
13	90501-10312-00	SPRING, COMPRESSION	1	
14	90109-06465-00	BOLT	1	
15	95601-06100-00	NUT, U	1	
16	90401-10034-00	BOLT, UNION	4	
17	90201-10118-00	WASHER, PLATE	11	
18	2G2-25872-01-00	HOSE, BRAKE 1	1	
19	306-25862-00-00	BOOT, MASTER CYLINDER	1	
20	1J7-25885-01-00	JOINT	1	
21	97011-06025-00	BOLT (97001-06025)	1	
22	92995-06100-00	WASHER, SPRING	1	
23	92901-06600-00	WASHER	1	
24	2G2-25873-01-00	HOSE, BRAKE 2	2	
25	90401-10044-00	BOLT, UNION	1	
26	1J3-25875-02-00	HOLDER, BRKE HOSE 1	1	
27	1J3-25876-02-00	HOLDER, BRKE HOSE 2	1	
28	1A0-83980-30-00	STOP SWITCH ASSEMBLY	1	

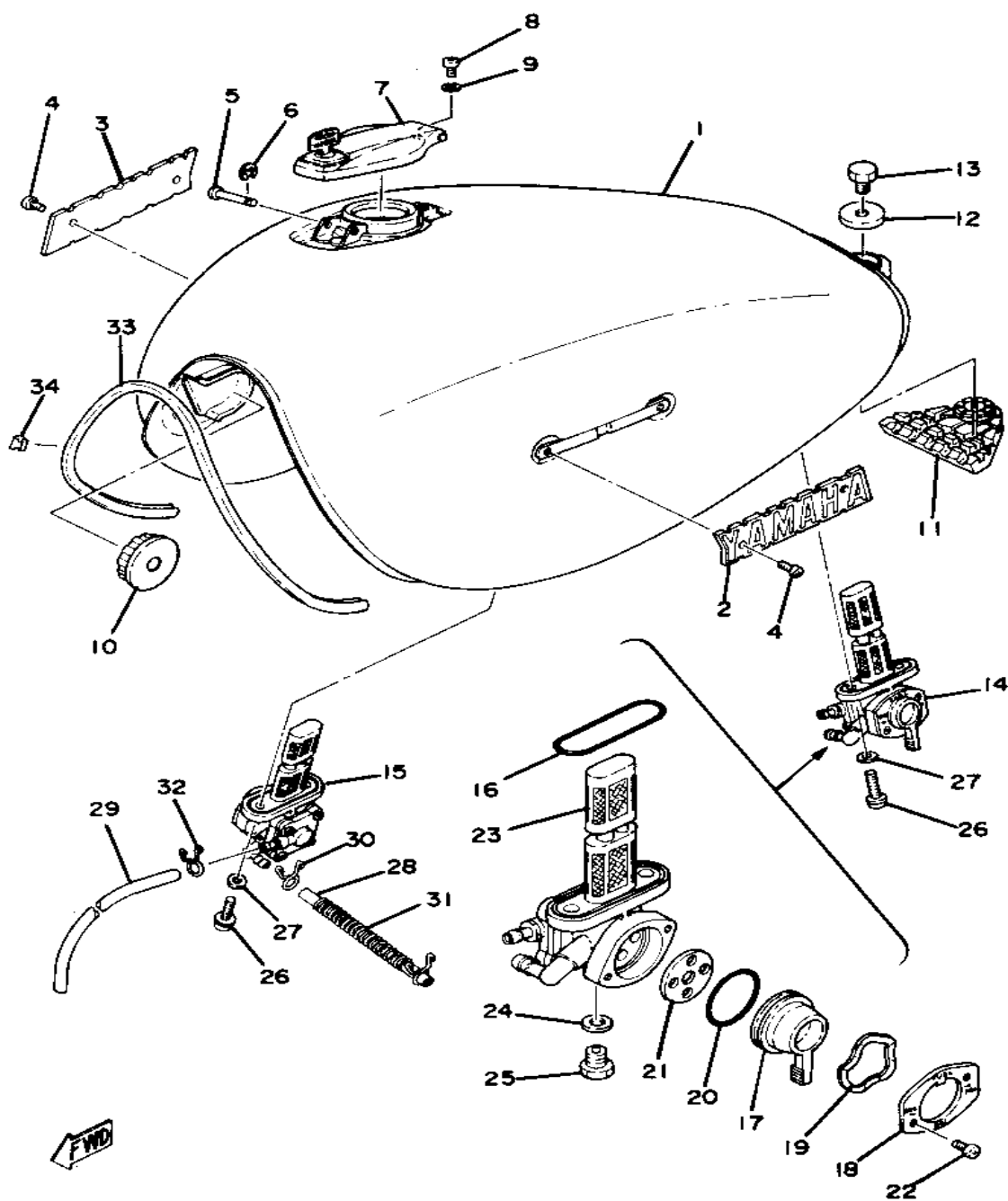
CONTINUED ON NEXT FRAME ►

FRONT MASTER CYLINDER - BRAKE HOSE



Ref. No.	Part Number	Description	Qty	Remarks
29	1T5-26372-00-00	COVER, HANDLE LEVER 1	

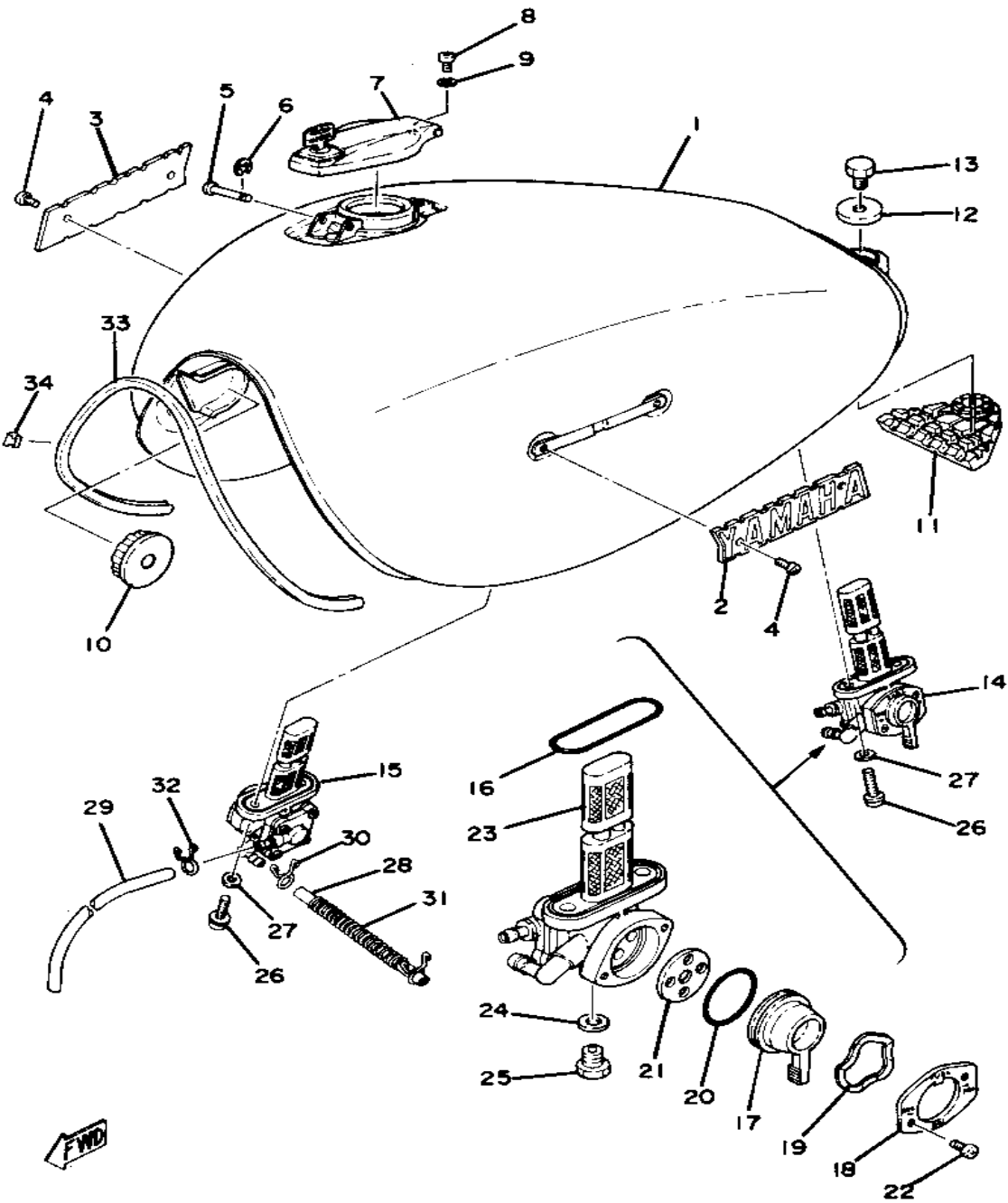
FUEL TANK



Ref. No.	Part Number	Description	Qty	Remarks
1	2G2-24110-01-H6	FUEL TANK	1	MACHO MAROON
	2G2-24110-01-H9	FUEL TANK	1	BLACK GOLD
2	2G2-24161-00-00	EMBLEM 1	1	
3	2G2-24162-00-00	EMBLEM 2	1	
4	90152-04006-00	SCREW, COUNTERSUNK	4	
5	90249-03123-00	PIN, SPEC'L SHAPE	1	
6	93430-02001-00	CIRCLIP	1	
7	4R0-24602-01-00	CAP ASSEMBLY	1	
8	98580-05010-00	SCREW, PAN HEAD	1	
9	92990-05100-00	WASHER, SPRING	1	
10	1J7-24181-01-00	DAMPER, LOCATING 1	2	
11	1J7-24182-01-00	DAMPER, LOCATING 2	1	
12	90209-08098-00	WASHER, SPEC'L SHAP	1	
13	97313-08012-00	BOLT	1	
14	2G2-24500-05-00	FUEL COCK ASSEMBLY 1 ...	1	
	90445-10137-00	HOSE (810-24315-00)	1	
15	2G2-24510-05-00	. FUEL COCK ASSEMBLY 2 ..	1	
	90445-10137-00	. HOSE (810-24315-00)	1	
16	2G2-24512-00-00	. GASKET	2	
17	(2G2-24524-00-00)	LEVER, COCK	1	
	(2G2-24524-10-00)	LEVER, COCK	1	
18	(2G2-24525-00-00)	PLATE, LVR FITTING	1	
	2G2-24525-10-00	. PLATE, LVR FITTING	1	
19	16G-24518-00-00	. WASHER, WAVE	2	
20	2G2-24534-00-00	. SEAL, COCK	2	
21	16G-24523-00-00	. VALVE	2	
22	(98601-03010-00)	SCREW, OVAL HEAD	4	
24	2G2-24522-00-00	. GASKET	2	
25	2G2-24543-00-00	. PLUG, DRAIN	2	

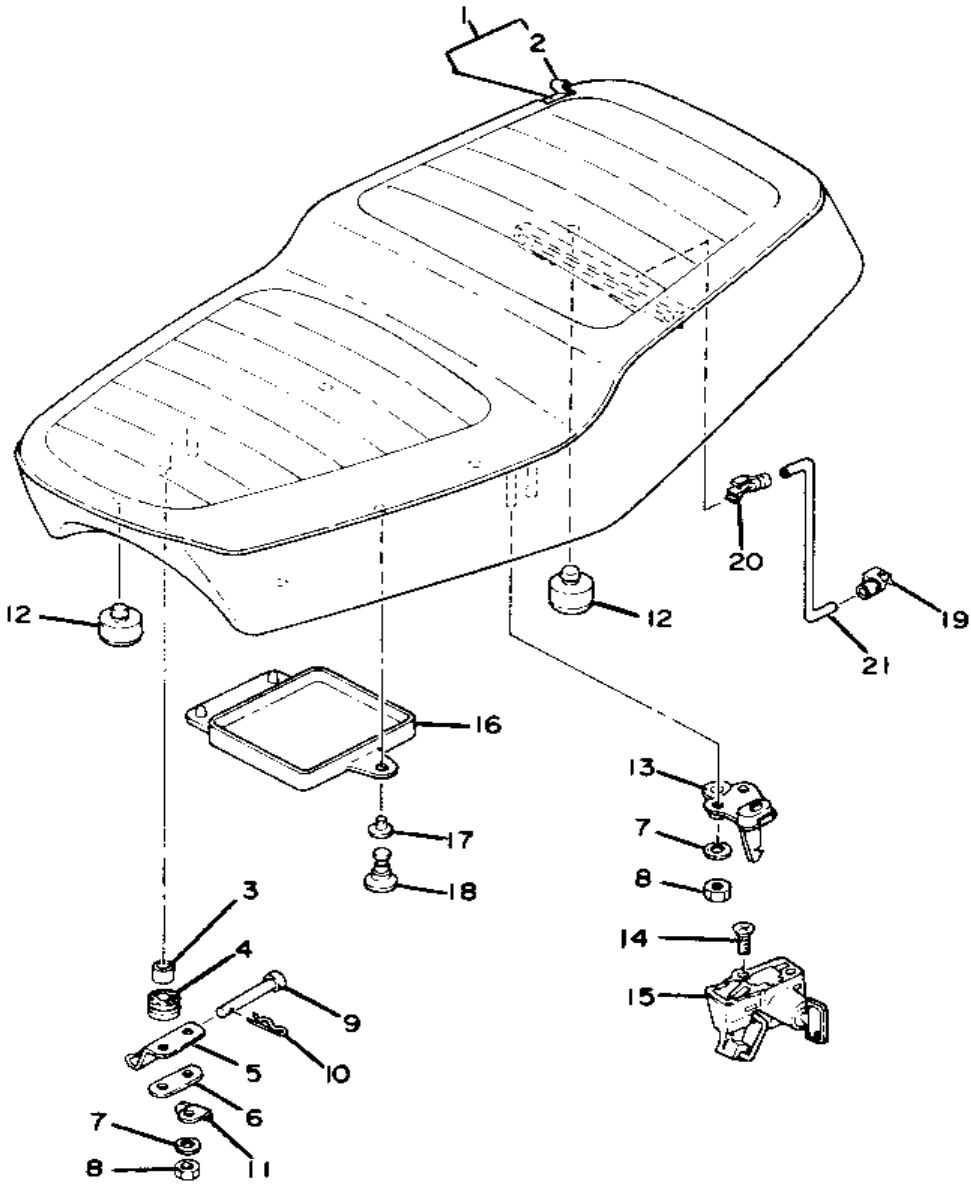
CONTINUED ON NEXT FRAME ►

FUEL TANK



Ref. No.	Part Number	Description	Qty	Remarks
26	90149-06008-00	SCREW	4	
27	90202-05187-00	WASHER, PLATE	4	
28	90445-10133-00	HOSE	2	
29	90445-07176-00	HOSE	2	
30	90467-09006-00	CLIP	4	
31	90504-06023-00	SPRING, COMPRESSION	2	
32	90467-07029-00	CLIP	4	
33	2G2-24189-00-00	PLATE, MOLD	1	
34	90468-03063-00	CLIP	5	

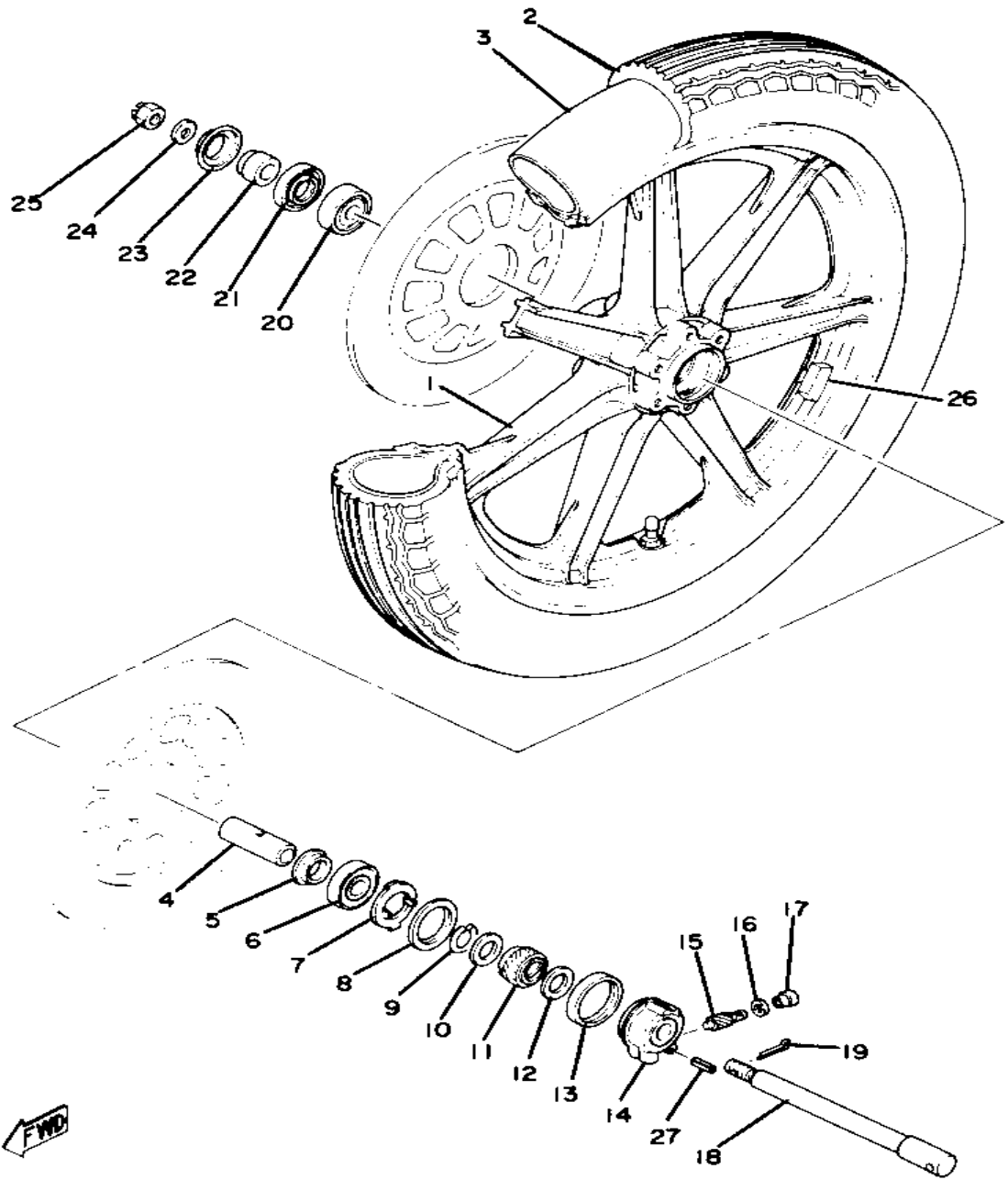
SEAT



Ref. No.	Part Number	Description	Qty	Remarks
1	2K1-W2472-00-00	DOUBLE SEAT ASSEMBLY	1	
2	2G2-24731-00-00	. COVER, DOUBLE SEAT	1	
3	90387-07390-00	COLLAR	4	
4	1J7-24723-00-00	DAMPER, SEAT	4	
5	1J7-24726-00-00	HINGE, SEAT	2	
6	1L9-24746-00-00	WASHER, SEAT	2	
7	92995-06100-00	WASHER, SPRING	6	
8	95380-06600-00	NUT	6	
9	91701-05055-00	PIN, CLEVIS	2	
10	90468-10050-00	CLIP	1	
11	444-24768-00-00	STOPPER	1	
12	1T4-24741-00-00	PAD, SEAT	5	
13	371-24728-02-00	BRACKET, SEAT	1	
14	98706-06012-00	SCREW, FLAT HEAD	2	
15	584-24705-00-00	SEAT LOCK ASSEMBLY	1	
16	2R6-28185-00-00	LID	1	
17	90480-06007-00	GROMMET (341-28187-00)	1	
18	341-28188-00-00	PLUNGER	1	
19	1J7-24718-00-00	BRACKET, SEAT	1	
20	1J7-24719-00-00	STAY, REAR	1	
21	(2G2-24768-00-00)	STOPPER	1	

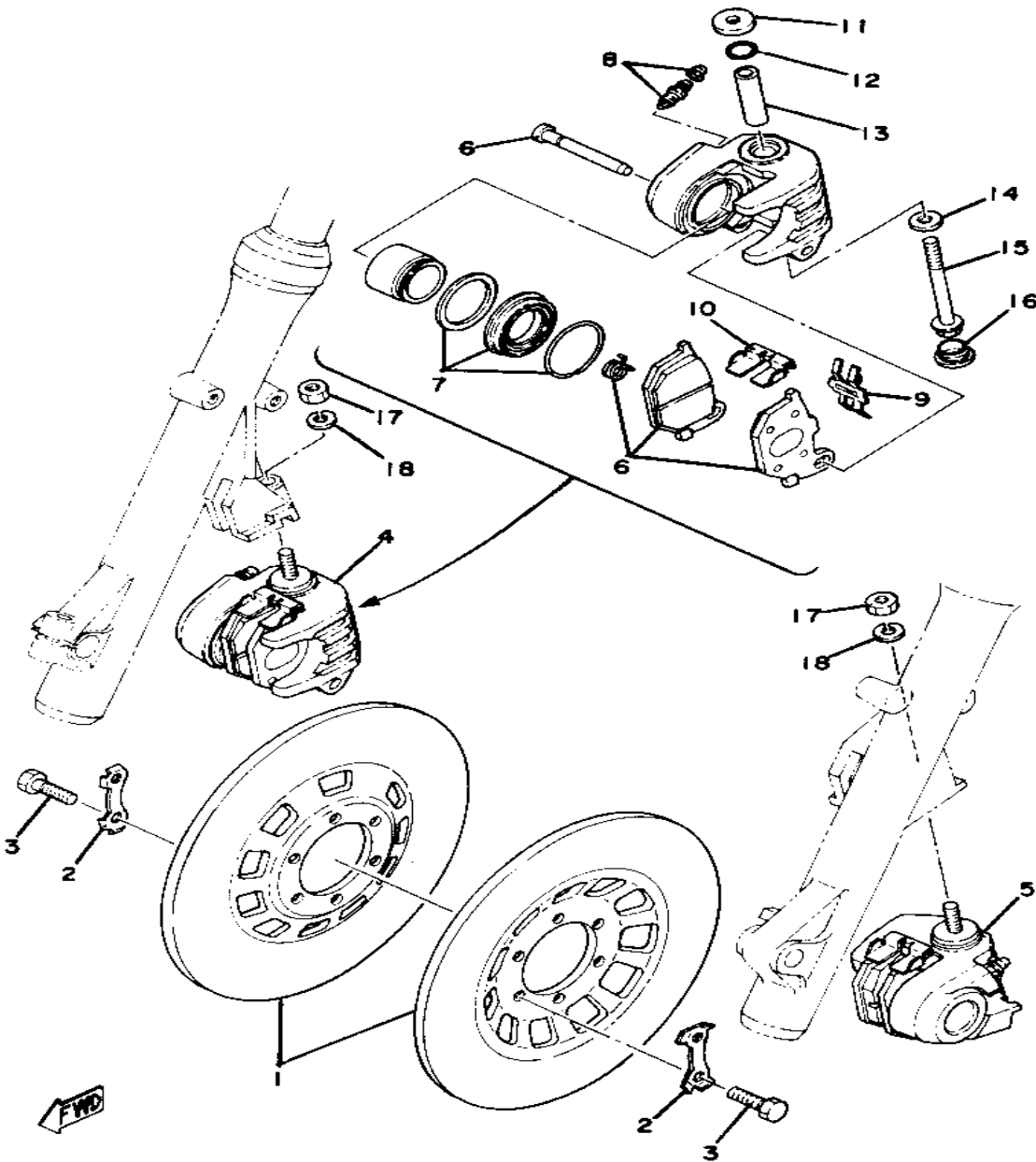
FWD

FRONT WHEEL



Ref. No.	Part Number	Description	Qty	Remarks
1	(2H7-25168-20-00)	WHEEL, CAST FRONT	1	LOW GLOSS BLACK
2	(94132-19355-00)	325X19 BS 21F	1	
3	(94232-19064-00)	TUBE	1	
4	90560-17126-00	SPACER	1	
5	146-25315-00-00	FLANGE, SPACER	1	
6	93306-30309-00	BEARING	1	
7	341-25149-00-00	CLUTCH, METER	1	
8	341-25846-00-00	RETAINER, CLUTCH	1	
9	341-25137-00-00	RING, STOP	1	
10	90201-25286-00	WASHER, PLATE (341-25147-00)	1	
11	2G2-25190-00-00	GEAR UNIT ASSEMBLY	1	
12	90201-25490-00	WASHER, PLATE	1	
13	93105-45017-00	OIL SEAL	1	
14	2G2-25190-00-00	GEAR UNIT ASSEMBLY	1	
15	2G2-25190-00-00	GEAR UNIT ASSEMBLY	1	
16	102-18416-00-00	SHIM, ROD	1	
17	2G2-25136-00-00	BUSH	1	
18	341-25181-01-00	AXLE, WHEEL	1	
19	91401-30030-00	PIN, COTTER	1	
20	93306-30309-00	BEARING	1	
21	93102-28022-00	OIL SEAL	1	
22	90387-17433-00	COLLAR	1	
23	341-25118-00-00	COVER, hub dust	1	
24	92990-14200-00	WASHER, PLAIN	1	
25	90171-14020-00	NUT, CASTLE	1	
26	1A1-25398-01-00	BALANCER, WHEEL	1	UN 20G
	1A1-25399-00-00	BALANCER, WHEEL	1	UN 10G
27	91609-20014-00	PIN, SPRING	1	UN

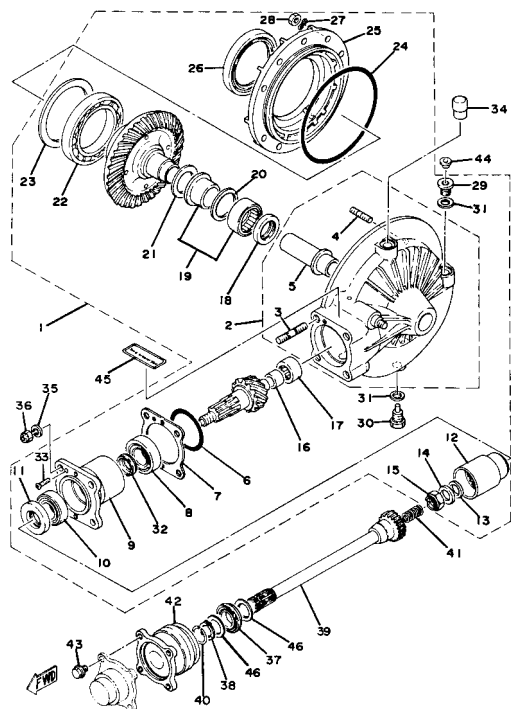
FRONT DISC BRAKE - CALIPER



Ref. No.	Part Number	Description	Qty	Remarks
1	1J3-25831-50-00	DISC, BRAKE	2	
2	1J3-25834-01-00	WASHER, LOCK	6	
3	90101-08312-00	BOLT	12	
4	2G2-25810-00-00	CALIPER ASSEMBLY	1	
5	(2G2-25810-10-00)	CALIPER ASSEMBLY	1	
6	2G2-W0045-00-00	. BRAKE PAD KIT, FRNT	1	
	2G2-W0045-10-00	. BRAKE PAD KIT, FRNT	1	
7	2G2-W0047-00-00	. CALIPER SEAL KIT	2	
8	1J3-W0048-00-00	. BLEED SCREW KIT	2	
9	2G2-25919-00-00	. SUPPORT, PAD	2	
10	2G2-25849-01-00	. RETAINER, CALIPER	2	
11	90201-08689-00	. WASHER, PLATE	2	
12	2G2-W0044-00-00	. O-RING KIT, CALIPER	2	
13	2G2-25838-00-00	. SLEEVE, CALIPER	2	
14	90201-09690-00	. WASHER, PLATE	2	
15	2G2-25821-00-00	. BOLT 1	2	
16	2G2-25916-00-00	. PLUG	2	
17	95333-08600-00	NUT	2	
18	92990-08100-00	WASHER	2	

Pad thickness:
 Front: 10.2 mm (0.40 in)
 Rear: 11.0 mm (0.43 in)
Wear limit:
 Front: 5.7 mm (0.22 in)
 Rear: 6.0 mm (0.24 in)

FINAL DRIVE GEAR - DRIVE SHAFT

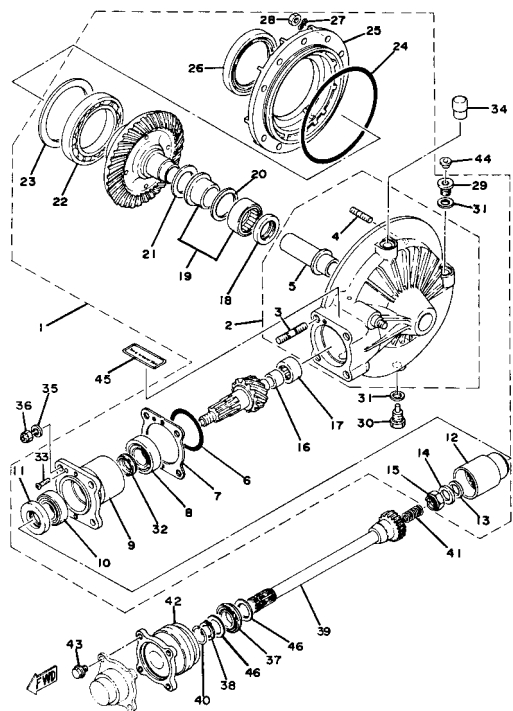


MIDDLE AND FINAL GEAR CASE	
Capacity Middle Gear Case	375cc (12.7 US fl. oz.) (verify level with dipstick)
Final Gear Case	300cc (10.0 US fl. oz.) (verify level with dipstick)
Recommended Lubricant If temperature stays above 5° C (40° F) If temperature stays below 15° C (50° F) All weather conditions	SAE 90 Hypoid Gear Oil GL-4 SAE 80 Hypoid Gear Oil GL-4 SAE 80W90 Hypoid Gear Oil GL-4

Ref. No.	Part Number	Description	Qty	Remarks
1	(1J7-46101-N0-00)	RR AXL GR CASE ASSEMBLY	1	TYPE II
2	(1J7-46150-Y0-00)	HOUSING, DR SHAFT	1	
3	(90116-10248-00)	BOLT, STUD	4	M10-50L
4	90116-08247-00	.. BOLT, STUD	10	M8-34L
5	1J7-46153-Y0-00	.. COLLAR, GUIDE	1	
6	93210-58346-00	. O-RING	1	
7	1J7-46127-Y0-30	. SHIM (0.35T)	1	U.R.
	1J7-46127-Y0-40	. SHIM (0.40T)	1	U.R.
	1J7-46127-Y0-45	. SHIM (0.45T)	1	U.R.
	1J7-46127-Y0-50	. SHIM (0.50T)	1	U.R.
8	93332-00024-00	. BEARING	1	
9	(1J7-46124-Y0-00)	HOUSING, BEARING	1	
	(YG4-11006-90-1G)	HOUSING BEAR R DR	1	
10	93332-00001-00	. BEARING	1	
11	93101-38086-00	. OIL SEAL	1	
12	(1J7-46123-Y0-00)	COUPLING, GEAR	1	
	(YG4-11707-11-0G)	COUPLING, GEAR	1	
13	(YG9-00922-14-4G)	SPACER BEAR 1.0T	1	U.R.
	(YG9-00922-24-4G)	SPACER BRNG 1.52T	1	U.R.
	(YG9-00922-34-4G)	SPACER BRNG 1.54T	1	U.R.
	(YG9-00922-44-4G)	SPACER BRNG 1.56T	1	U.R.
	(YG9-00922-54-4G)	SPACER BRNG 1.58T	1	U.R. TYPE I
	(YG9-00922-64-4G)	SPACER BRNG 1.6T	1	U.R.
	(YG9-00922-74-4G)	SPACER BRNG 1.7T	1	U.R.
	(YG9-00922-84-4G)	SPACER BRNG 1.8T	1	U.R.
	(YG9-00922-94-4G)	SPACER BRNG 1.9T	1	U.R.
14	90201-14632-00	WASHER, PLATE	1	
15	90185-14070-00	. NUT, SELF-LOCKING	1	M14-P1.5
16	(1J7-46122-Y0-00)	RACE, INNER	1	

CONTINUED ON NEXT FRAME ➤

FINAL DRIVE GEAR - DRIVE SHAFT

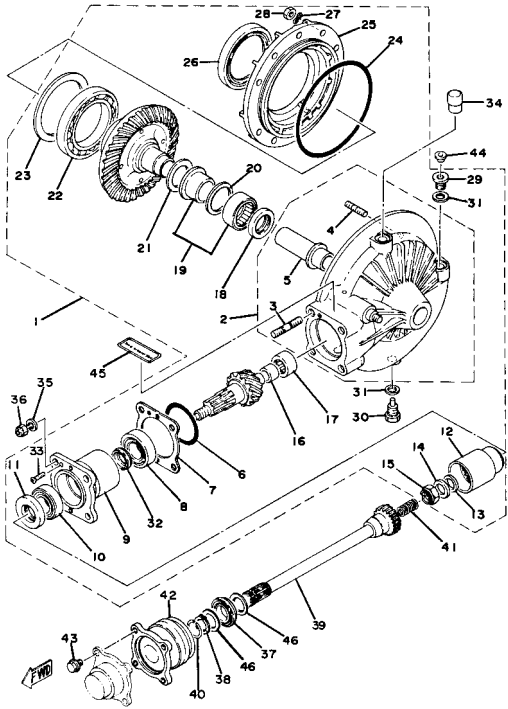


MIDDLE AND FINAL GEAR CASE	
Capacity Middle Gear Case	375cc (12.7 US fl. oz.) (verify level with dipstick)
Final Gear Case	300cc (10.0 US fl. oz.) (verify level with dipstick)
Recommended Lubricant If temperature stays above 5° C (40° F) If temperature stays below 15° C (50° F) All weather conditions	SAE 90 Hypoid Gear Oil GL-4 SAE 80 Hypoid Gear Oil GL-4 SAE 80W90 Hypoid Gear Oil GL-4

Ref. No.	Part Number	Description	Qty	Remarks
17	93317-41510-00	. BEARING	1	
18	93101-30084-00	. OIL SEAL	1	
19	1J7-46106-N0-00	. BEARING ASSEMBLY	1	
20	1J7-46118-Y0-18	. WASHER, THRUST	1	U.R.
	1J7-46118-Y0-19	. WASHER, THRUST	1	U.R.
	1J7-46118-Y0-20	. WASHER, THRUST	1	U.R.
	1J7-46118-Y0-21	. WASHER, THRUST	1	U.R.
21	(1J7-46119-Y0-10)	SHIM, THRUST	1	U.R.
	(1J7-46119-Y0-20)	SHIM, THRUST	1	U.R.
23	(93316-01402-00)	BEARING, CYLINDER.# 6	1	
	(YG9-00928-64-4G)	SHIM RING GR 0.55T	1	U.R.
	1J7-46117-Y0-30	. SHIM, RING GEAR (0.30T) ...	1	U.R.
	1J7-46117-Y0-35	. SHIM, RING GEAR	1	U.R.
	1J7-46117-Y0-40	. SHIM, RING GEAR (0.40T) ...	1	U.R.
	1J7-46117-Y0-50	. SHIM, RING GEAR (0.50T) ...	1	U.R.
24	93211-44348-00	. O-RING	1	
25	(1J7-46152-Y0-00)	HOUSING, BEARING	1	
26	93102-70167-00	. OIL SEAL	1	TYPE I & II
27	92901-08700-00	. WASHER, WAVE	10	
28	95333-08600-00	. NUT	10	M8-P1.25
29	90340-14046-00	. PLUG, STRAIGHT SCREW ...	1	
30	90340-14118-00	. PLUG, STRAIGHT	1	
31	214-11198-01-00	. GASKET	2	
32	1J7-46129-Y1-00	. SPACER, EXPANSION	1	
33	98703-05018-00	. SCREW, FLAT HEAD (98701-05018-00)	1	TYPE II
34	2H7-17590-00-00	BREATHER COMP.	1	
35	92990-10100-00	WASHER, SPRING	4	
36	95611-10100-00	NUT, U	4	

CONTINUED ON NEXT FRAME ►

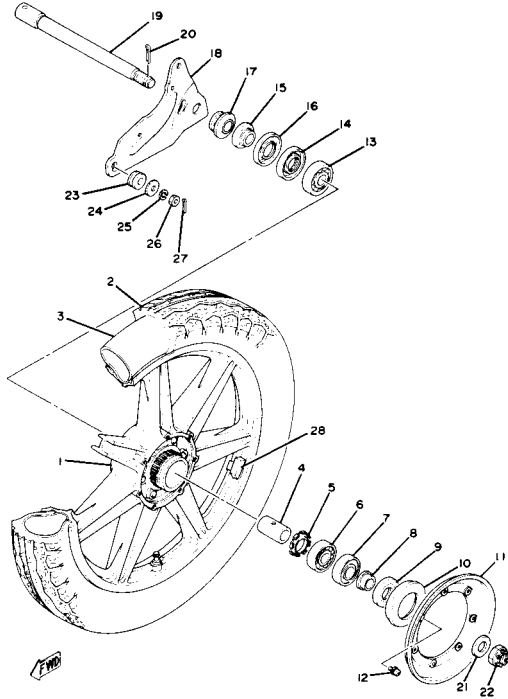
FINAL DRIVE GEAR - DRIVE SHAFT



Ref. No.	Part Number	Description	Qty	Remarks
37	93108-27006-00	OIL SEAL, OSO-TYPE	1	
38	99009-26400-00	CIRCLIP	1	
39	(1J7-46172-01-00)	SHAFT, DRIVE	1	
40	90468-14067-00	CLIP	1	
41	(90501-18442-00)	SPRING, COMPRESSION	1	
42	(99999-01453-00)	BALL JOINT	1	
43	90105-08155-00	BOLT, WASHER BASED	4	
44	341-23469-00-00	CAP, BOLT	1	
45	1J7-46181-11-00	LABEL, OIL CAUTION	1	
46	90201-27623-00	WASHER, PLATE	2	

MIDDLE AND FINAL GEAR CASE	
Capacity Middle Gear Case	375cc (12.7 US fl. oz.) (verify level with dipstick)
Final Gear Case	300cc (10.0 US fl. oz.) (verify level with dipstick)
Recommended Lubricant If temperature stays above 5° C (40° F) If temperature stays below 15° C (50° F) All weather conditions	SAE 90 Hypoid Gear Oil GL-4 SAE 80 Hypoid Gear Oil GL-4 SAE 80W90 Hypoid Gear Oil GL-4

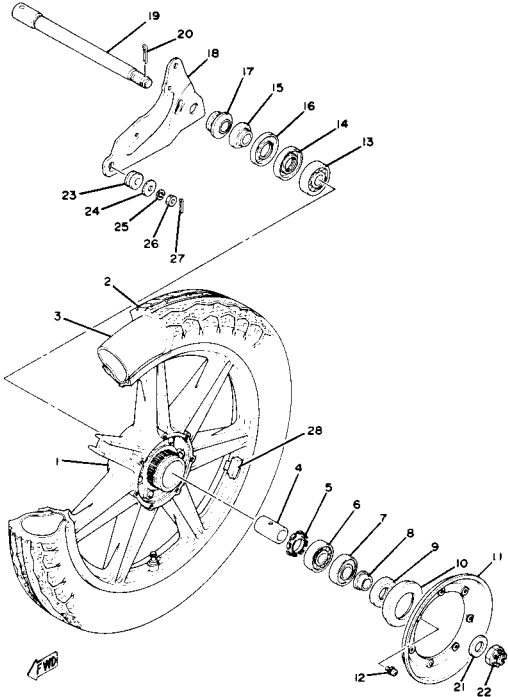
REAR WHEEL



Ref. No.	Part Number	Description	Qty	Remarks
1	2G2-W2533-21-00	WHEEL, CAST REAR	1	LOW GLOSS BLACK
2	(94140-18346-00)	400X18 BS 21R	1	
3	94240-18098-00	TUBE (4.00-18)	1	
4	(1J7-25317-00-00)	SPACER, BEARING	1	
5	(1J7-25115-01-00)	FLANGE, SPACER 1	1	
6	93306-20421-00	BEARING	1	
7	93306-20404-00	BEARING	1	
8	90387-20741-00	COLLAR	1	
9	93102-25044-00	OIL SEAL	1	
10	1J7-25319-01-00	SEAL, HUB DUST	1	
11	(1J7-25327-10-00)	COVER, PLATE	1	
12	90159-05018-00	SCREW, WITH WASHER	7	
13	93306-30417-00	BEARING (B6304ZZ)	1	
14	93104-27026-00	OIL SEAL, SO-TYPE	1	
15	1J7-25377-00-00	COLLAR, WHEEL	1	
16	1J7-25367-00-00	COVER, HUB DUST	1	
17	(90387-20542-00)	COLLAR	1	
18	(1J7-25371-00-00)	BAR, TENSION	1	
19	1J7-25381-00-00	AXLE, WHEEL	1	
20	91401-40040-00	PIN, COTTER	1	
21	90201-18620-00	WASHER, PLAIN	1	
22	90171-18043-00	NUT, CASTLE	1	
23	1J7-25374-00-00	SPACER, TORQ.STOP (92901-08100)	1	
24	90201-085E6-00	WASHER PLATE	1	
25	92990-08100-00	WASHER	1	
26	95303-08700-00	NUT	1	
27	91490-20020-00	PIN, COTTER	1	
28	1A1-25398-01-00	BALANCER, WHEEL	1	20G

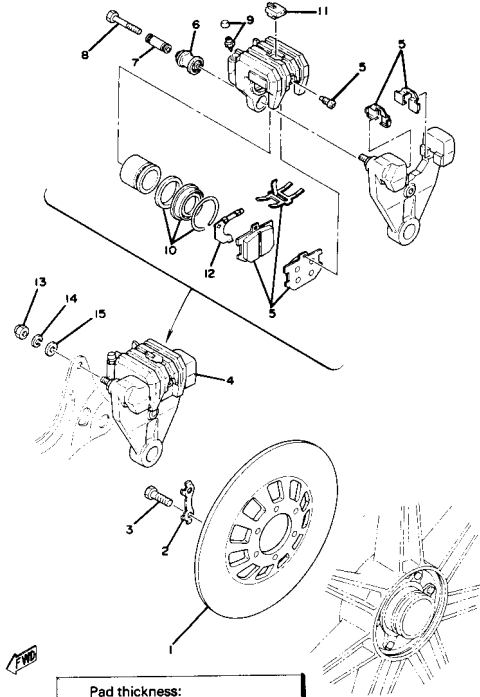
CONTINUED ON NEXT FRAME ►

REAR WHEEL



Ref. No.	Part Number	Description	Qty	Remarks
28	1A1-25399-00-00	BALANCER, WHEEL	1	10G

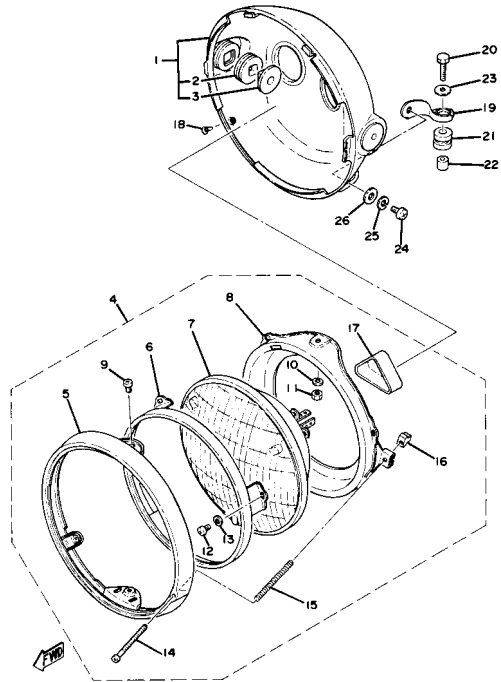
REAR DISC BRAKE - CALIPER



Pad thickness:
 Front: 10.2 mm (0.40 in)
 Rear: 11.0 mm (0.43 in)
 Wear limit:
 Front: 5.7 mm (0.22 in)
 Rear: 6.0 mm (0.24 in)

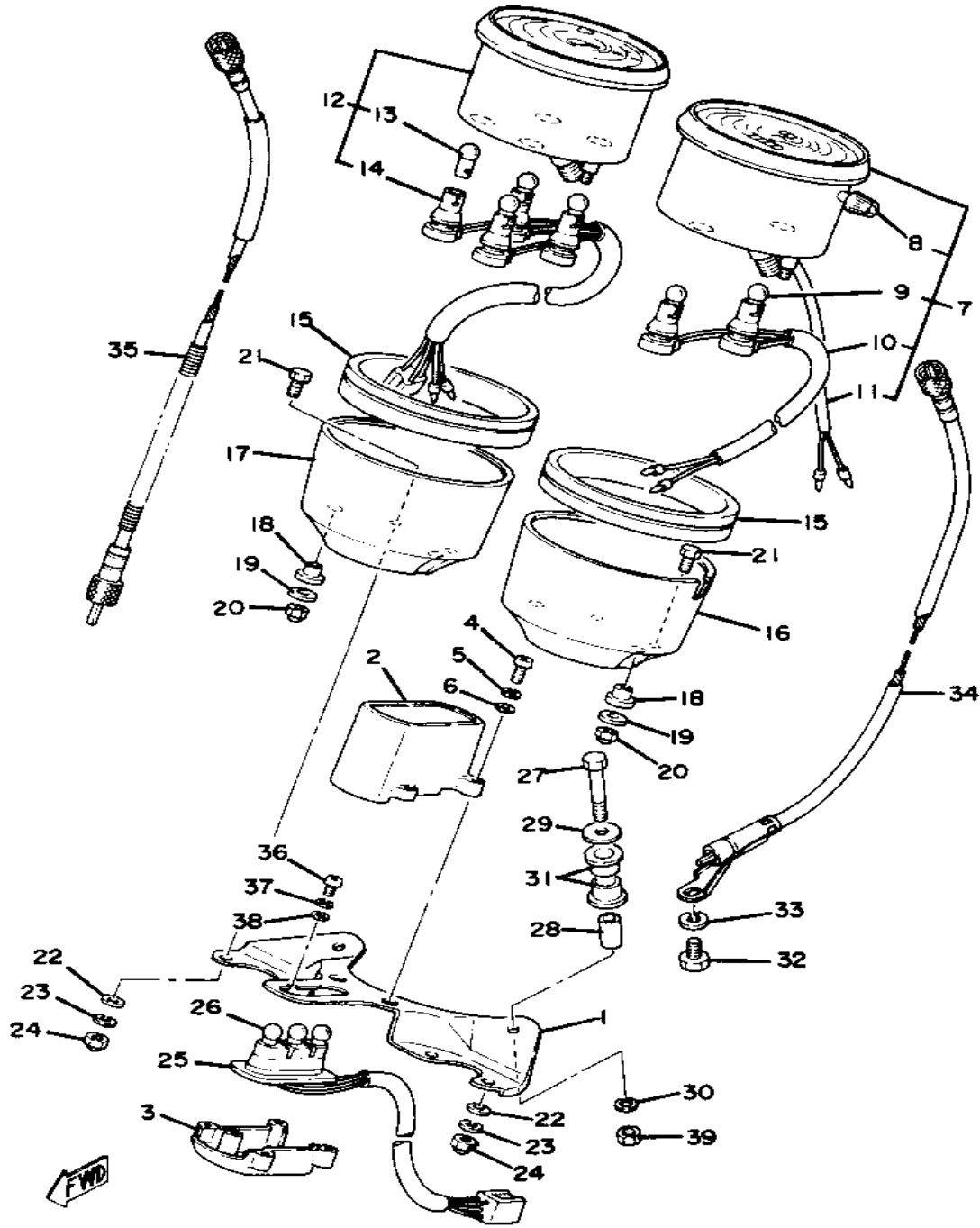
Ref. No.	Part Number	Description	Qty	Remarks
1	1J3-25831-50-00	DISC, BRAKE	1	
2	1J3-25834-01-00	WASHER, LOCK	3	
3	90101-08312-00	BOLT	6	
4	3J3-25810-52-00	CALIPER ASSEMBLY	1	
5	4K0-W0045-01-00	. BRAKE PAD KIT, FRNT	1	
6	1J3-25917-00-00	. BOOT, CALIPER	1	
7	1J3-25838-00-00	. SLEEVE, CALIPER	1	
8	90105-08145-00	. BOLT, WASHER BASED	1	
9	1J3-W0048-00-00	. BLEED SCREW KIT	1	
10	1J3-W0047-00-00	. CALIPER SEAL KIT	1	
11	1J3-25845-01-00	. CAP, INDICATOR	1	
12	1J3-25827-00-00	. SHIM, CALIPER	1	
13	95303-08800-00	NUT (CROWN) (95301-08800) ..	1	
14	92990-08100-00	WASHER	1	
15	92990-08600-00	WASHER, PLATE	1	

HEAD LAMP



Ref. No.	Part Number	Description	Qty	Remarks
1	2G2-84330-00-93	BODY ASSEMBLY	1	
2	584-84345-60-00	. DAMPER, HEADLIGHT	2	
3	584-84338-60-00	. COLLAR, BODY FTNG	2	
5	341-84315-40-00	. RIM, HEADLIGHT	1	
6	2F9-84395-00-00	. RING, RETAINING	1	
7	341-84320-60-00	. LENS ASSEMBLY	1	
8	2F9-84394-00-00	. RING, MOUNTING	1	
9	98580-05010-00	. SCREW, PAN HEAD	2	
10	92990-05100-00	. WASHER, SPRING	2	
11	95380-05600-00	. NUT	2	
12	98580-04008-00	. SCREW, PAN HEAD	3	
13	92901-04100-00	WASHER, SPRING	3	
14	98580-04055-00	. SCREW, LENS FITTING	1	
15	341-84332-60-00	. SPRING, SCREW	1	
16	198-84334-60-00	. NUT, ADJUSTING	1	
17	341-84397-61-00	. COVER, SOCKET	1	
18	90152-05005-00	SCREW, COUNTERSUNK	2	
19	(2G2-84318-01-00)	STAY, HEADLIGHT 1	1	
20	97011-06025-00	BOLT (97001-06025)	1	
21	90480-16114-00	GROMMET	1	
22	90387-07598-00	COLLAR	1	
23	90201-06697-00	WASHER, PLATE	1	
24	98503-06014-00	SCREW, PAN HEAD (92502-06016)	1	
25	92995-06100-00	WASHER, SPRING	1	
26	90201-06067-00	WASHER, PLATE	1	

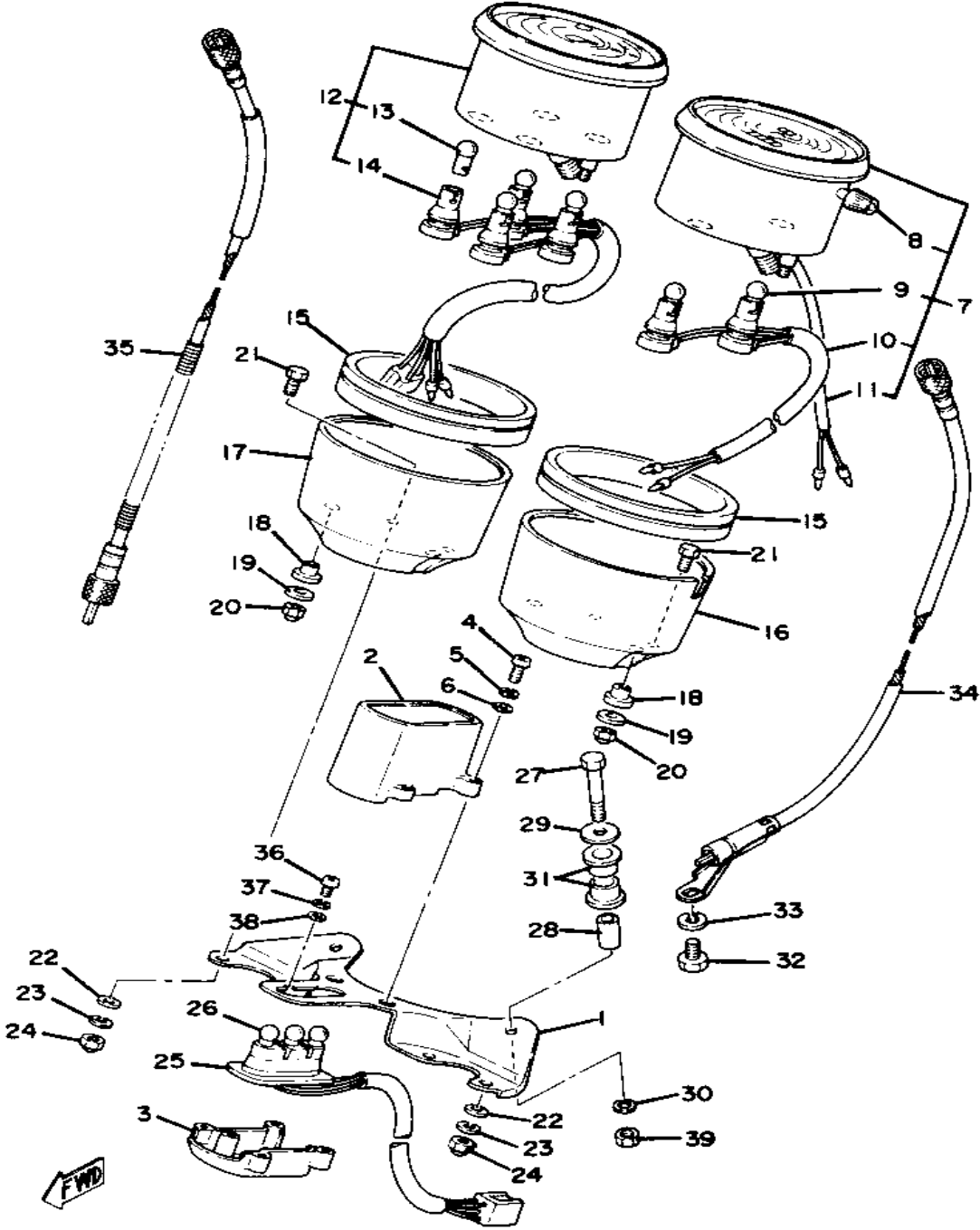
SPEEDOMETER - TACHOMETER



Ref. No.	Part Number	Description	Qty	Remarks
1	2G2-83519-00-00	BRACKET, METER	1	
2	2G2-83568-A0-00	PILOT BOX, UPPER	1	
3	2G2-83569-A0-00	PILOT BOX, LOWER	1	
4	98506-04012-00	SCREW, PAN HEAD	4	
5	92906-04100-00	WASHER, SPRING	4	
6	92906-04600-00	WASHER, PLATE	4	
7	2G2-83570-A0-00	SPEEDOMETER ASSEMBLY	1	FOR U.S.A.
8	584-83578-71-00	. KNOB, TRIP METER	1	
9	123-83516-21-00	. BULB (12V-3.4W)	2	
10	(584-83536-01-00)	SOCKET, METER	1	
11	1J3-83556-01-00	. SENDER	1	
12	2K1-83540-F0-00	TACHOMETER ASSEMBLY	1	
13	123-83516-21-00	. BULB (12V-3.4W)	4	
14	(2G2-83520-00-00)	SOCKET CORD ASSEMBLY	1	
15	3H3-83513-00-00	DAMPER	2	
16	2J2-83507-00-00	COVER, SPEEDOMETER	1	
17	2J2-83508-00-00	COVER, TACHOMETER	1	
18	584-83523-00-00	DAMPER	4	
19	90201-05031-00	WASHER, PLATE	4	
20	95303-05800-00	NUT (CROWN)	4	
21	584-83546-00-00	BOLT	4	
22	92990-06200-00	WASHER	4	
23	92995-06100-00	WASHER, SPRING	4	
24	95303-06800-00	NUT (CROWN)	4	
25	3G1-83509-00-00	SOCKET CORD ASSEMBLY	1	
26	123-83516-21-00	BULB (12V-3.4W)	3	
27	97006-06040-00	BOLT	2	
28	90387-06249-00	COLLAR	2	
29	90201-06067-00	WASHER, PLATE	2	

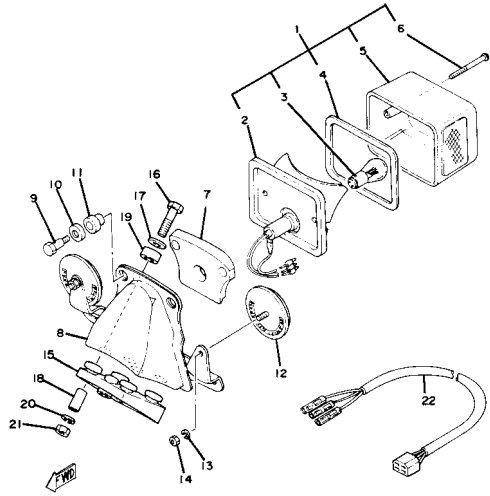
CONTINUED ON NEXT FRAME ➤

SPEEDOMETER - TACHOMETER



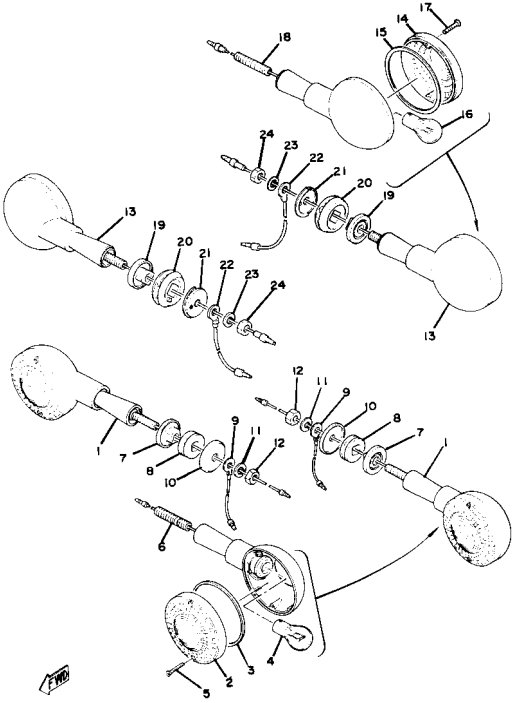
Ref. No.	Part Number	Description	Qty	Remarks
30	92995-06100-00	WASHER, SPRING	2	
31	584-83541-00-00	DAMPER	4	
32	90153-06004-00	SCREW, HEXAGON	1	
33	92995-06100-00	WASHER, SPRING	1	
34	5K5-83550-00-00	SPEEDOMETER CABLE	1	
35	2G2-83560-00-00	TACHOMETER CABLE	1	
36	(92503-04008-00)	SCREW, PAN HEAD	1	
37	92901-04100-00	WASHER, SPRING	1	
38	92901-04600-00	WASHER, PLATE	1	
39	95380-06600-00	NUT	2	

TAIL LAMP



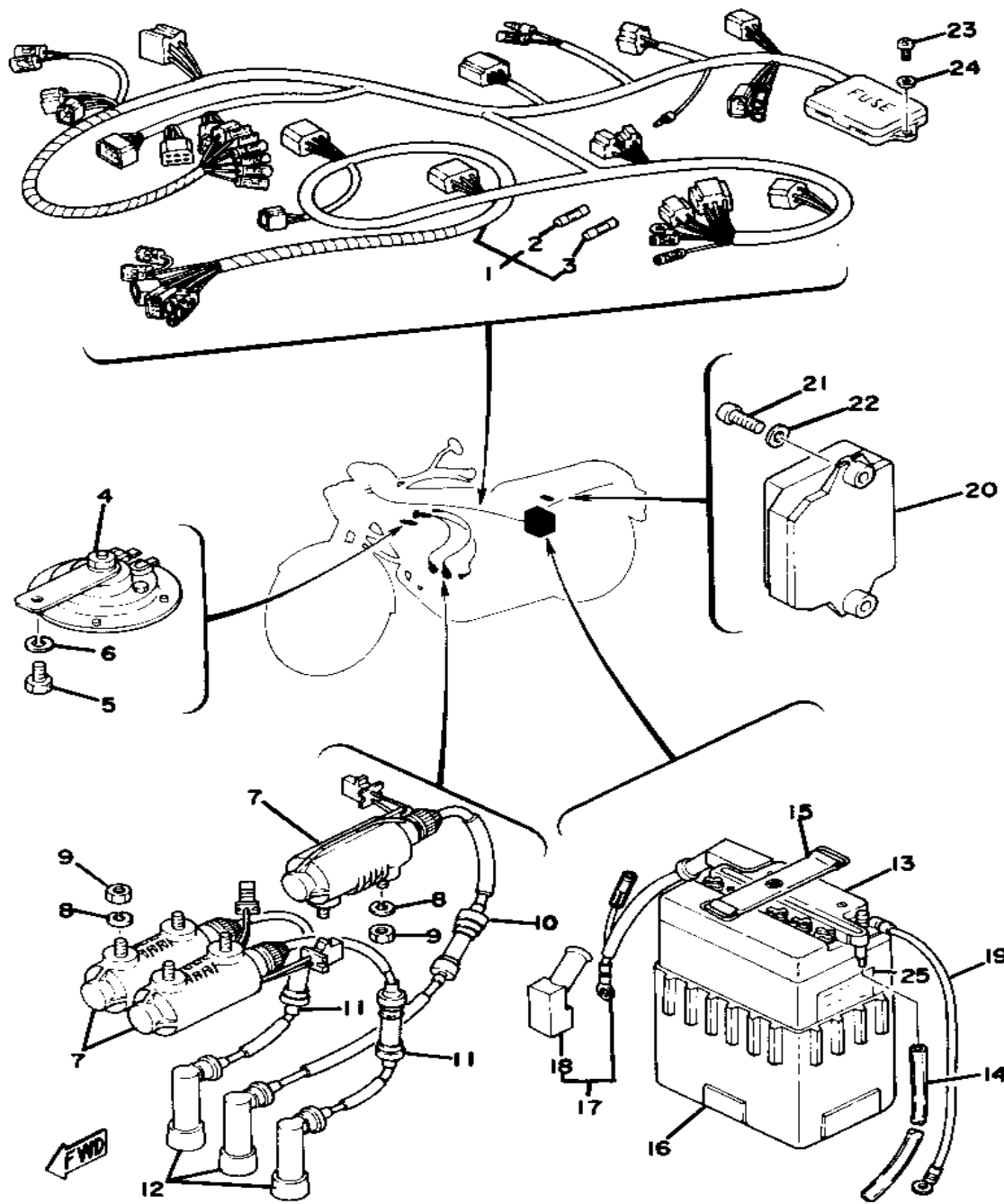
Ref. No.	Part Number	Description	Qty	Remarks
1	1W9-84710-60-00	TAILLIGHT UNIT ASSEMBLY ..	1	
2	2J2-84711-60-00	. BASE, TAILLIGHT	1	
3	256-84714-61-00	. BULB (12V-27/8W)	1	
4	1M1-84523-60-00	. GASKET, LENS	1	
5	1M1-84521-60-00	. LENS, TAILLIGHT	1	
6	1M1-84524-60-00	. SCREW, LENS FITTING	2	
7	1M1-84512-60-00	SEAT, BASE	1	
8	2J2-84751-00-93	BRACKET, LICENSE	1	
9	1M1-84526-60-00	SCREW	2	
10	2H7-84754-00-00	WASHER, SPECIAL	2	
11	1M1-84527-60-00	DAMPER	2	
12	449-85131-02-00	REFLECTOR, REAR 1	2	
13	92990-05100-00	WASHER, SPRING	2	
14	95380-05600-00	NUT	2	
15	2G2-84753-00-00	DAMPER	1	
16	97021-06030-00	BOLT	4	
17	90201-06067-00	WASHER, PLATE	5	
18	90387-06605-00	COLLAR	4	
19	90385-10026-00	BUSH	2	
20	92995-06100-00	WASHER, SPRING	4	
21	95380-06600-00	NUT	4	
22	(2F3-84717-00-00)	CORD, TAILLIGHT	1	

FLASHER LAMP



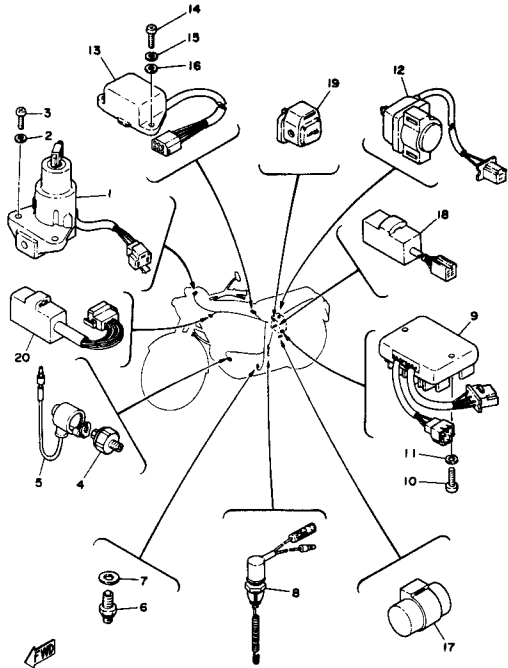
Ref. No.	Part Number	Description	Qty	Remarks
1	341-83310-72-93	FRT FLSHR LITE ASSEMBLY	2	
2	341-83312-70-00	. LENS, FLASHER	2	
3	3Y6-83313-00-00	. GASKET, FLSHR LENS	2	
4	256-83311-70-XX	. BULB, TS 12V27W	2	
5	341-83333-70-00	. SCREW, LENS FITTING	4	
6	341-83367-09-00	. BOLT, STUD	2	
7	341-83316-01-00	COLLAR, FLASHER 1	2	
8	341-83321-01-00	DAMPER, FLASHER 1	2	
9	256-84313-01-00	WIRE, EARTH	2	L
10	90209-08098-00	WASHER, SPEC'L SHAP	2	
11	92990-08100-00	WASHER	2	
12	95333-08600-00	NUT	2	
13	341-83330-21-93	R FLSHR LITE ASSEMBLY	2	
14	341-83312-70-00	. LENS, FLASHER	2	
15	3Y6-83313-00-00	. GASKET, FLSHR LENS	2	
16	256-83311-70-XX	. BULB, TS 12V27W	2	
17	341-83333-70-00	. SCREW, LENS FITTING	4	
18	360-83367-09-00	. BOLT, STUD	2	
19	341-83316-01-00	COLLAR, FLASHER 1	2	
20	1E6-83321-00-00	DAMPER, FLASHER 1	2	
21	1E6-83348-00-00	WASHER	2	
22	3FU-83364-00-00	WIRE, EARTH LEAD 1	2	L
23	92990-08100-00	WASHER	2	
24	95333-08600-00	NUT	2	

ELECTRICAL 1



Ref. No.	Part Number	Description	Qty	Remarks
1	2G2-82590-51-00	WIRE HARNESS ASSEMBLY ..	1	
2	1A0-82161-00-00	. FUSE (20A) (148-82151-00-00)	2	
3	116-82151-00-00	. FUSE (10A)	3	
4	1J7-83371-22-00	HORN	1	
5	97313-08018-00	BOLT, HEXAGON (97301-08016)	1	
6	92990-08100-00	WASHER	1	
7	2F3-82310-60-00	IGNITION COIL ASSEMBLY ...	3	
8	92995-06100-00	WASHER, SPRING	6	
9	95380-06700-00	NUT	6	
10	2F3-82341-00-00	CORD, HIGH TENS 1	1	
11	2F3-82343-00-00	CORD, HIGH TENS 3	2	
12	1J7-82370-00-00	PLUG CAP ASSEMBLY	3	
13	BTY-YB14L-A2-00	BATTERY ASSEMBLY (YB14L-A2)	1	12V-13AH
14	(2G2-82112-00-00)	PIPE, BREATHER	1	
15	120-82131-00-00	BAND, BATTERY	1	
16	447-82122-00-00	SEAT, BATTERY	1	
17	1J7-82115-00-00	WIRE, PLUS LEAD	1	
18	(1J7-82119-00-00)	COVER, LEAD WIRE	2	
19	1J7-82116-00-00	WIRE, MINUS LEAD	1	
20	2F3-82305-11-00	IGNITOR UNIT ASSEMBLY 1 ..	1	
21	98511-06025-00	SCREW PAN HEAD (92501-06025)	2	
22	90201-065F3-00	WASHER, PLATE	2	
23	90149-059U1-00	SCREW, PANHEAD (97701-50516)	2	
24	92901-05600-00	WASHER, PLATE	2	
25	118-82141-09-00	LABEL, BATTERY	1	EXCLUSIVE FOR U.S.A.

ELECTRICAL 2



Ref. No.	Part Number	Description	Qty	Remarks
1	3JV-82501-00-00	MAIN SWITCH STEERING LOCK	1	
2	92901-06600-00	WASHER	2	
3	98503-06014-00	SCREW, PAN HEAD (92502-06016)	2	
4	341-82504-02-00	OIL PRESSURE SWITCH ASS'Y	1	
5	(1J7-82507-00-00)	WIRE, LEAD	1	
6	2H7-82540-00-00	NEUTRAL SWITCH ASSEMBLY	1	
7	90430-10171-00	GASKET	1	
8	2F1-82530-02-00	STOP SWITCH ASSEMBLY (2F1-82530-00)	1	
9	1T4-81960-A0-00	RECTIFIER/REG ASSEMBLY ..	1	
10	98511-06025-00	SCREW PAN HEAD (92501-06025)	2	
11	92995-06100-00	WASHER, SPRING	2	
12	1J7-81940-10-00	STARTER SWITCH ASSEMBLY	1	
13	1T3-84308-00-00	RSRV LTNG UNIT ASSEMBLY .	1	
14	98580-06020-00	SCREW	2	
15	92995-06100-00	WASHER, SPRING	2	
16	92901-06600-00	WASHER	2	
17	2F0-83350-70-00	FLASHER RELAY ASSEMBLY .	1	
18	1A0-83395-03-00	FLASHER CANCL UNIT	1	
19	360-81950-10-00	RELAY ASSEMBLY	1	
20	2G2-84708-01-00	CHECKER, LIGHT	1	

GASKET KIT

Ref. No.	Part Number	Description	Qty	Remarks
20	1J7-11169-00-00	GASKET, BRTHR COVER	1	
	1J7-11193-00-00	. GASKET, HD.COVER 1	1	
	1J7-11351-02-00	. GASKET, CYLINDER	1	
	1J7-11355-00-00	. SEAL, CYLINDER 1	1	
	1J7-11356-00-00	. SEAL, CYLINDER 2	1	
	1J7-11357-00-00	. SEAL, CYLINDER 3	4	
	1J7-12213-00-00	. GASKET, TENSNR CASE	1	
	1J7-13338-00-00	. SEAL	1	
	1J7-13414-00-00	. GASKET, STRNR COVER	1	
	1J7-15451-00-00	. GASKET, CRCS COVER	1	
	1J7-15461-00-00	. GASKET, CRCS CVR 2	1	
	1J7-17518-00-00	. GASKET, MDL GR CASE	1	
	1JK-14714-00-00	. GASKET, MUFFLER	1	
	214-11198-01-00	. GASKET	3	
	2F3-11181-00-00	. GASKET, CYLINDER HEAD 1	1	
	2K1-W0001-01-	UNAVAILABLE IN PRICE BOOK	1	
	4BE-14613-00-00	. GASKET, EXHAUST PIPE	3	
	90201-10128-00	. WASHER, PLATE	1	
	90430-10171-00	. GASKET	4	
	90430-14043-00	. GASKET	1	
	90430-15129-00	. GASKET	1	
	90430-16152-00	. GASKET	1	
	90430-18130-00	. GASKET	2	
	93210-06632-00	. O-RING	1	
	93210-09350-00	. O-RING	1	
	93210-15171-00	. O-RING	1	
	93210-16314-00	. O-RING	1	
	93210-18319-00	. O-RING	1	
	93210-29198-00	. O-RING	1	

CONTINUED ON NEXT FRAME ➤

GASKET KIT

Ref. No.	Part Number	Description	Qty	Remarks
20	93210-71462-00	. O-RING	1	
	93210-74316-00	. O-RING	3	
	93211-19413-00	. O-RING	1	

TOP END GASKET KIT

Ref. No.	Part Number	Description	Qty	Remarks
20	(2G2-W0001-90-00)	GSKTKT TE XS750E		
	1J7-11138-00-00	PLUG	2	
	1J7-11193-00-00	GASKET, HD.COVER 1	1	
	1J7-11351-02-00	GASKET, CYLINDER	1	
	1J7-11355-00-00	SEAL, CYLINDER 1	1	
	1J7-11356-00-00	SEAL, CYLINDER 2	1	
	1J7-11357-00-00	SEAL, CYLINDER 3	4	
	1J7-12119-01-00	SEAL, VALVE STEM	6	
	1J7-12213-00-00	GASKET, TENSNR CASE	1	
	2F3-11181-00-00	GASKET, CYLINDER HEAD 1	1	
	4BE-14613-00-00	GASKET, EXHAUST PIPE	3	
	90430-10171-00	GASKET	4	
	90430-16152-00	GASKET	1	
	93104-07036-00	OIL SEAL, SO-TYPE	1	
	93210-06632-00	O-RING	1	
	93210-15171-00	O-RING	1	
	93210-74316-00	O-RING	3	