

YAMAHA

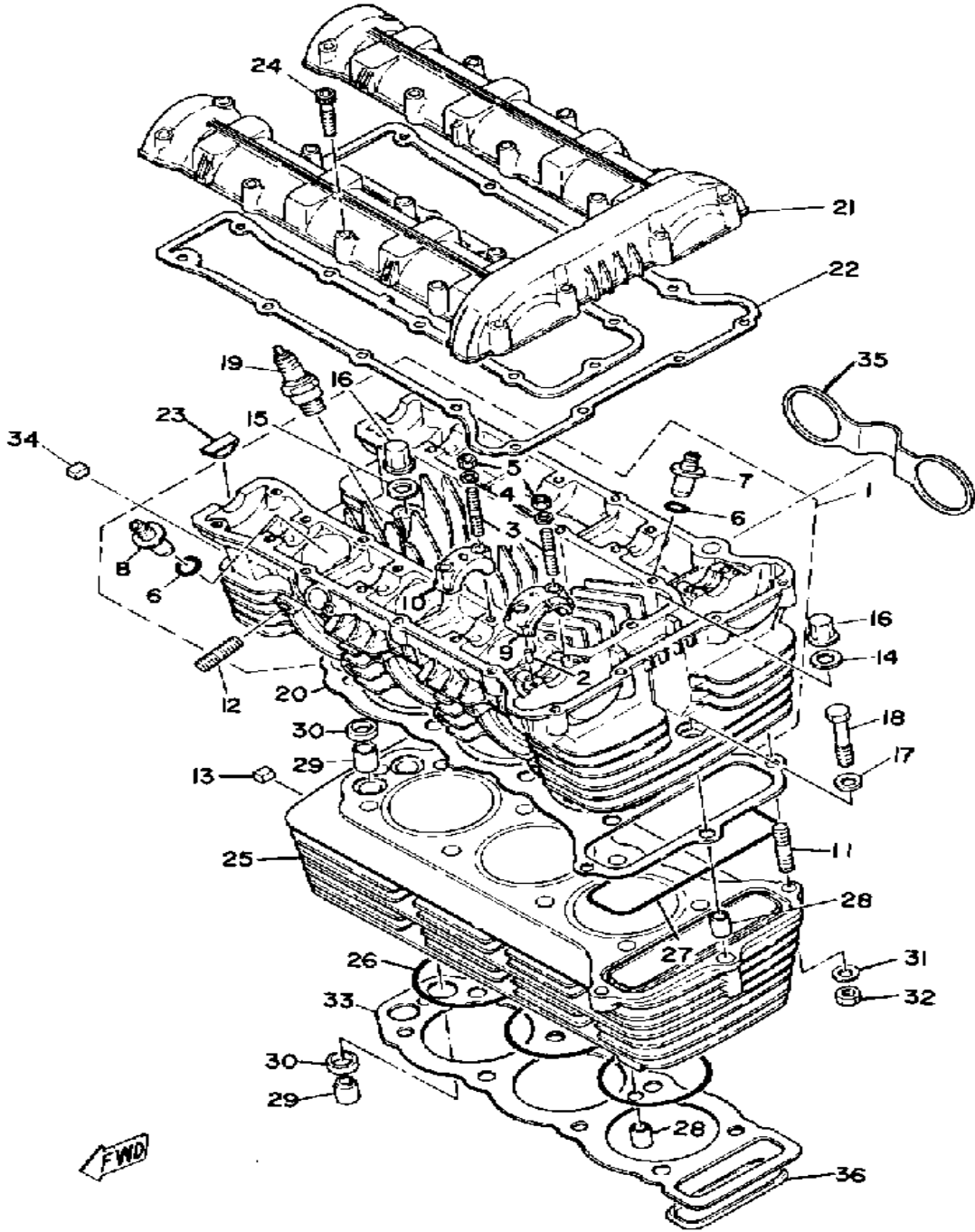
GENUINE

PARTS CATALOGUE

MOTORCYCLE

CYLINDER HEAD - CYLINDER

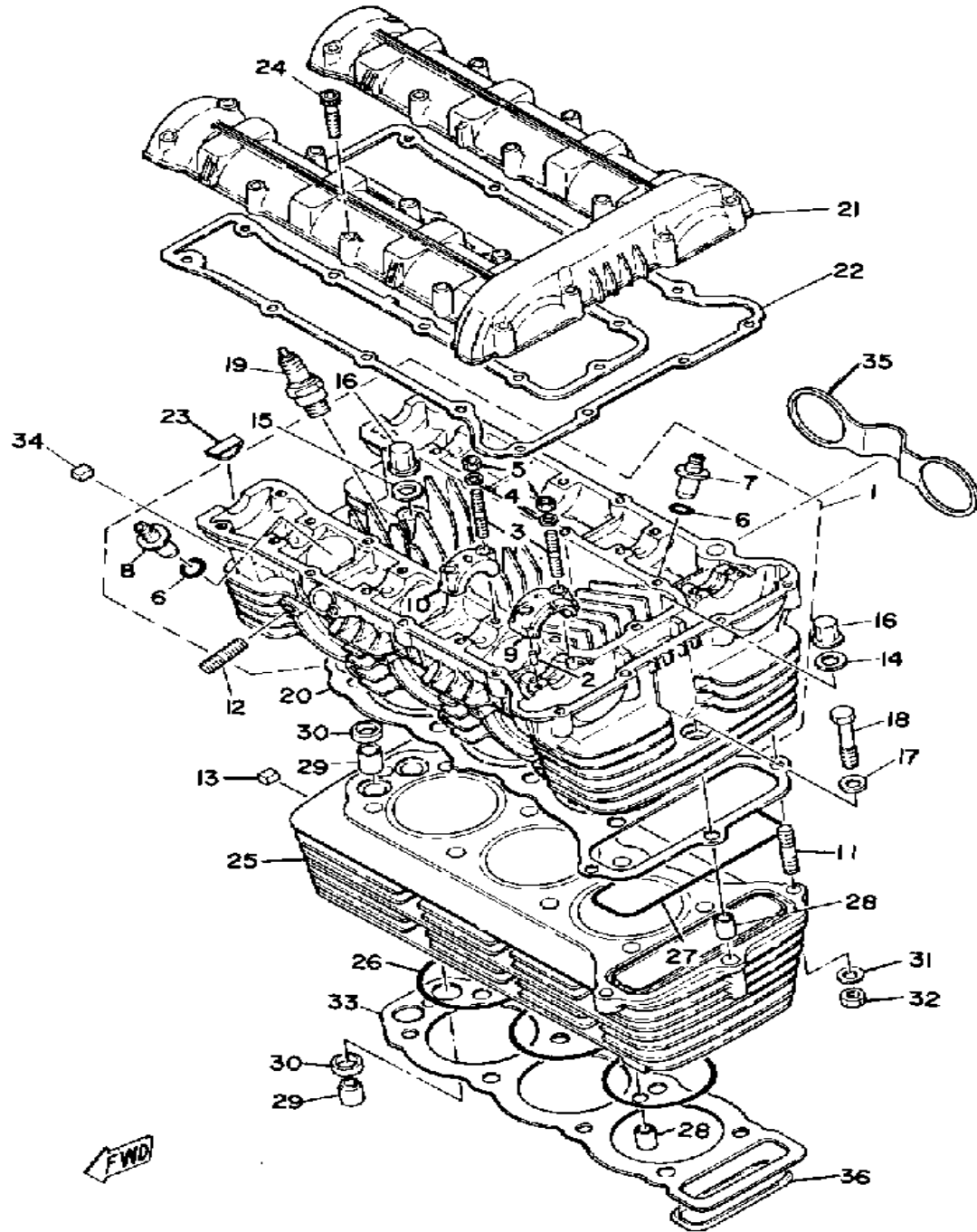
Cylinder Head Cover	6 x 1.0: 1.0 m-kg
Cylinder Head	8 x 1.25: 2.3 m-kg (Oil) / 10 x 1.25: 3.5 m-kg (Oil)



Ref. No.	Part Number	Description	Qty	Remarks
1	(3J2-11110-00-00)	CYLINDER HEAD ASSEMBLY	1	
2	93603-09004-00	. PIN, DOWEL	4	
3	90116-06228-00	. BOLT, STUD	16	
4	92901-06600-00	. WASHER	16	
5	95380-06600-00	. NUT	16	
6	93210-11313-00	. O-RING	6	
7	1J7-11133-10-00	. GDE, INTK VLV 1 O/S	3	
8	1J7-11134-10-00	. GDE, EXST VLV 1 O/S	3	
9	1J7-12173-10-00	. CAP, CAMSHAFT 1	2	
10	1J7-12183-10-00	. CAP, CAMSHAFT 2	6	
11	90116-08161-00	BOLT, STUD	2	
12	90116-08271-00	BOLT, STUD	6	
13	434-11161-00-00	ABSORBER 1	19	
14	90201-10124-00	WASHER, PLATE	6	
15	90201-10131-00	WASHER, PLATE	2	
16	90176-10049-00	NUT, CROWN	8	
17	90201-084G3-00	WASHER, PLATE	2	
18	97313-08045-00	BOLT	2	
19	CMP-N7YC0-00-00	CHAMPION N7YC 4PK	3	U.R.
	NGK-BP7ES-00-00	PLUG, SPARK (NGK BP-7ES)	3	U.R.
20	3J2-11181-02-00	GASKET, CYLINDER HEAD 1	1	
21	(2G2-11191-00-00)	COVER, CYLINDER.HEAD 1	1	
22	1J7-11193-00-00	GASKET, HD.COVER 1	1	
23	(2G2-11191-00-00)	COVER, CYLINDER.HEAD 1	2	
24	91311-06035-00	BOLT, SOCKET HEAD	21	
25	(3J2-11310-00-00)	CYLINDER	1	
26	93210-77363-00	O-RING	3	
27	1J7-11355-00-00	SEAL, CYLINDER 1	1	
28	99510-10114-00	PIN, DOWEL	2	

CONTINUED ON NEXT FRAME ►

Cylinder Head Cover	6 x 1.0: 1.0 m·kg
Cylinder Head	8 x 1.25: 2.3 m·kg (Oil) / 10 x 1.25: 3.5 m·kg (Oil)

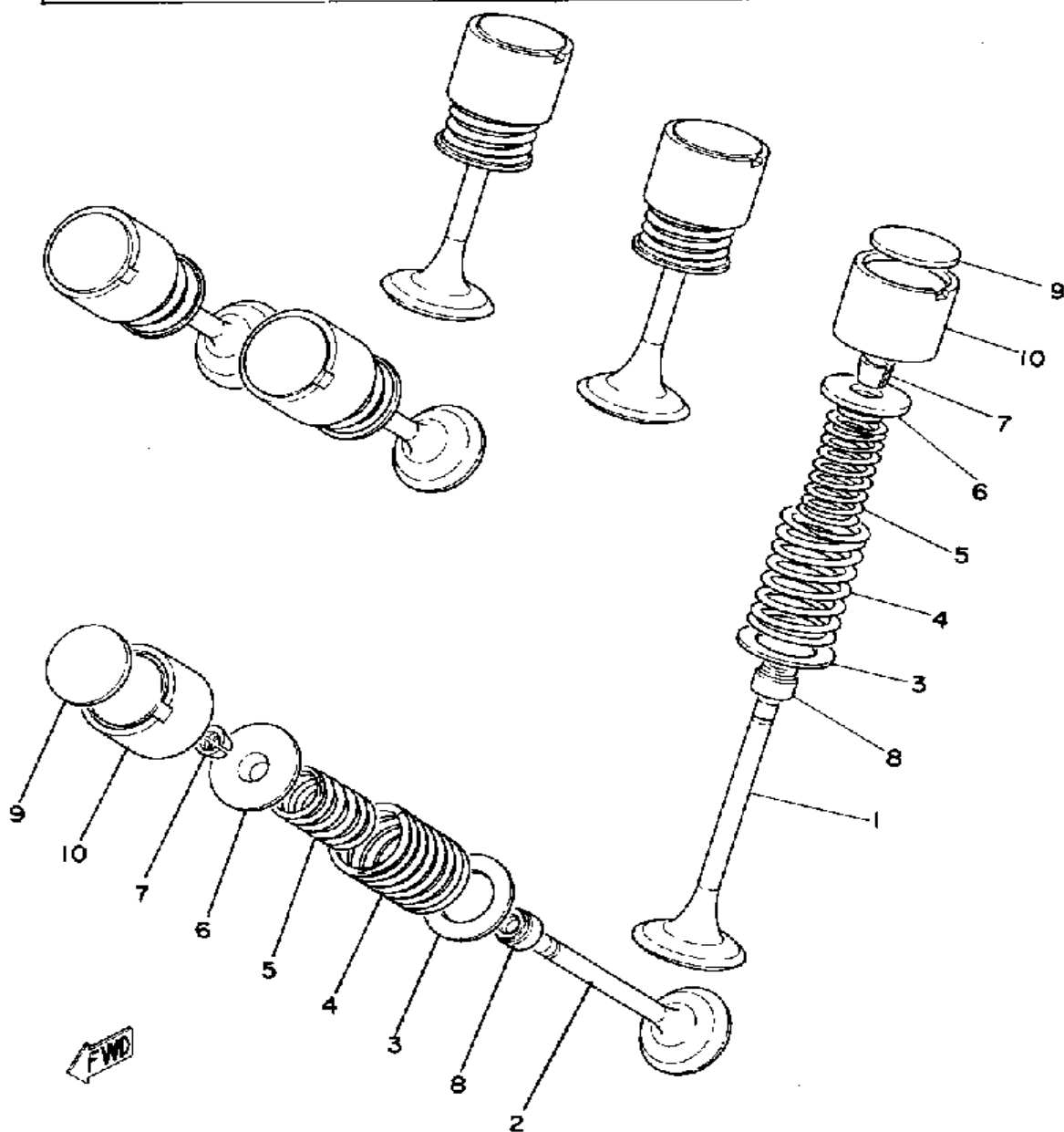


CYLINDER HEAD - CYLINDER

Ref. No.	Part Number	Description	Qty	Remarks
29	99530-14016-00	PIN, DOWEL	2	
30	1J7-11357-00-00	SEAL, CYLINDER 3	2	
31	90201-084G3-00	WASHER, PLATE	2	
32	95333-08600-00	NUT	2	
33	3J2-11351-00-00	GASKET, CYLINDER	1	
34	434-11161-00-00	ABSORBER 1	10	
35	(90465-08120-00)	CLAMP	1	
36	3J2-11356-00-00	SEAL, CYLINDER 2	1	

Valve Clearance (Cold) Intake/Exhaust

0.11 ~ 0.15mm / 0.21 ~ 0.25mm

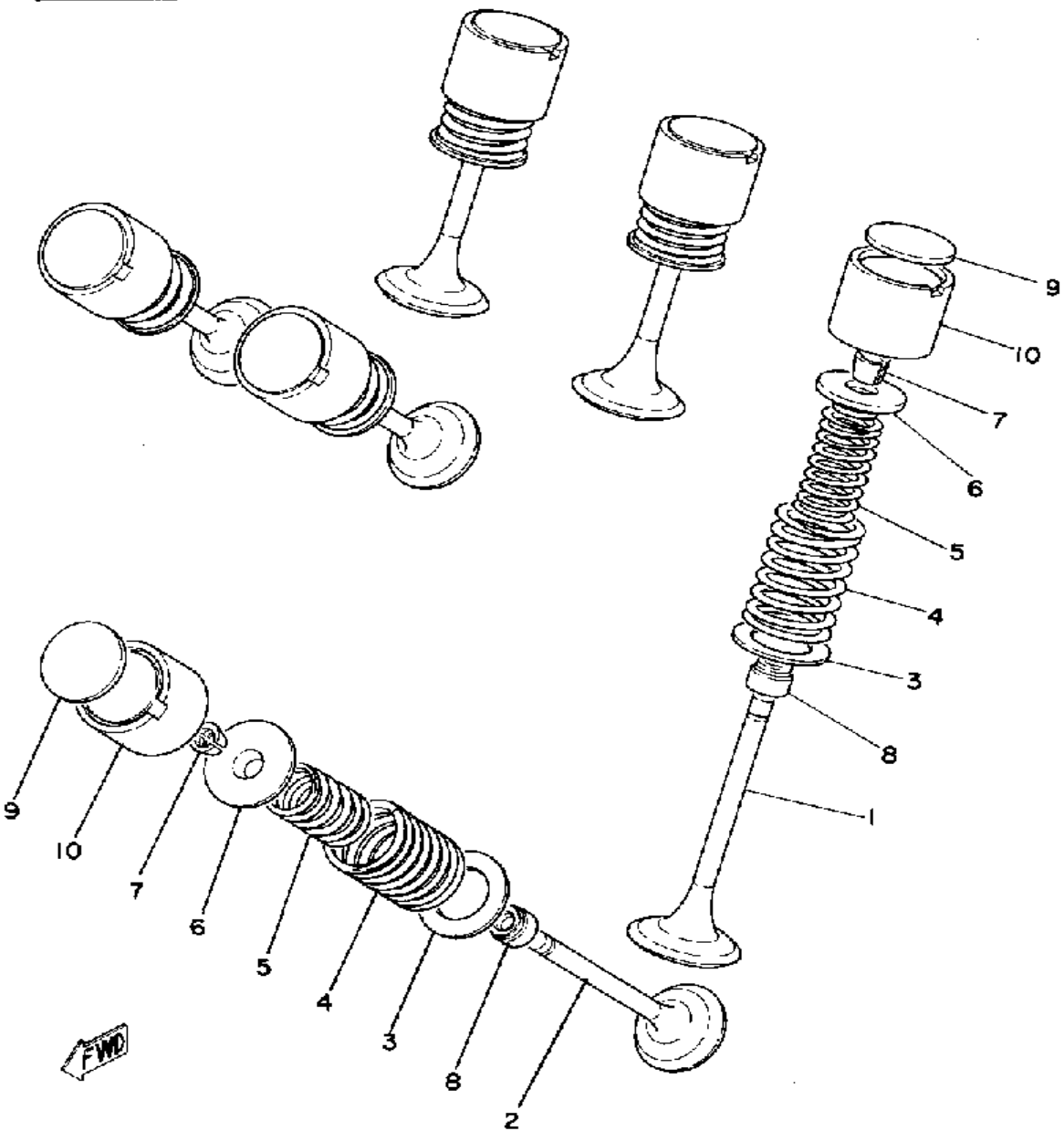


VALVE

Ref. No.	Part Number	Description	Qty	Remarks
1	1J7-12111-01-00	VALVE, INTAKE 1	3	
2	12R-12121-00-00	VALVE, EXHAUST	3	
3	1J7-12116-00-00	SEAT, VALVE SPRING	6	
4	90501-39414-00	SPRING, COMPRESSION	6	
5	90501-28415-00	SPRING, COMPRESSION	6	
6	2F3-12117-00-00	RETAINER, VALVE SPRING ..	6	
7	1J7-12118-00-00	COTTER, VALVE	12	
8	1J7-12119-01-00	SEAL, VALVE STEM	6	
9	1J7-12169-01-00	PAD, ADJUSTING 2.00 (2.00) ..	6	U.R.
	1J7-12169-11-00	PAD, ADJUSTING 2.05 (2.05) ..	6	U.R.
	1J7-12169-21-00	PAD, ADJUSTING 2.10 (2.10) ..	6	U.R.
	1J7-12169-31-00	PAD, ADJUSTING 2.15 (2.15) ..	6	U.R.
	1J7-12169-41-00	PAD, ADJUSTING 2.20 (2.20) ..	6	U.R.
	1J7-12169-51-00	PAD, ADJUSTING 2.25 (2.25) ..	6	U.R.
	1J7-12169-61-00	PAD, ADJUSTING 2.30 (2.30) ..	6	U.R.
	1J7-12169-71-00	PAD, ADJUSTING 2.35 (2.35) ..	6	U.R.
	1J7-12169-81-00	PAD, ADJUSTING 2.40 (2.40) ..	6	U.R.
	1J7-12169-91-00	PAD, ADJUSTING 2.45 (2.45) ..	6	U.R.
	1J7-12169-A1-00	PAD, ADJUSTING 2.50 (2.50) ..	6	U.R.
	1J7-12169-E1-00	PAD, ADJUSTING 2.55 (2.55) ..	6	U.R.
	1J7-12169-F1-00	PAD, ADJUSTING 2.60 (2.60) ..	6	U.R.
	1J7-12169-G1-00	PAD, ADJUSTING 2.65 (2.65) ..	6	U.R.
	1J7-12169-H1-00	PAD, ADJUSTING 2.70 (2.70) ..	6	U.R.
	1J7-12169-J1-00	PAD, ADJUSTING 2.75 (2.75) ..	6	U.R.
	1J7-12169-K1-00	PAD, ADJUSTING 2.80 (2.80) ..	6	U.R.
	1J7-12169-L1-00	PAD, ADJUSTING 2.85 (2.85) ..	6	U.R.
	1J7-12169-M1-00	PAD, ADJUSTING 2.90 (2.90) ..	6	U.R.
	1J7-12169-N1-00	PAD, ADJUSTING 2.95 (2.95) ..	6	U.R.
	1J7-12169-R1-00	PAD, ADJUSTING 3.00 (3.00) ..	6	U.R.

CONTINUED ON NEXT FRAME ►

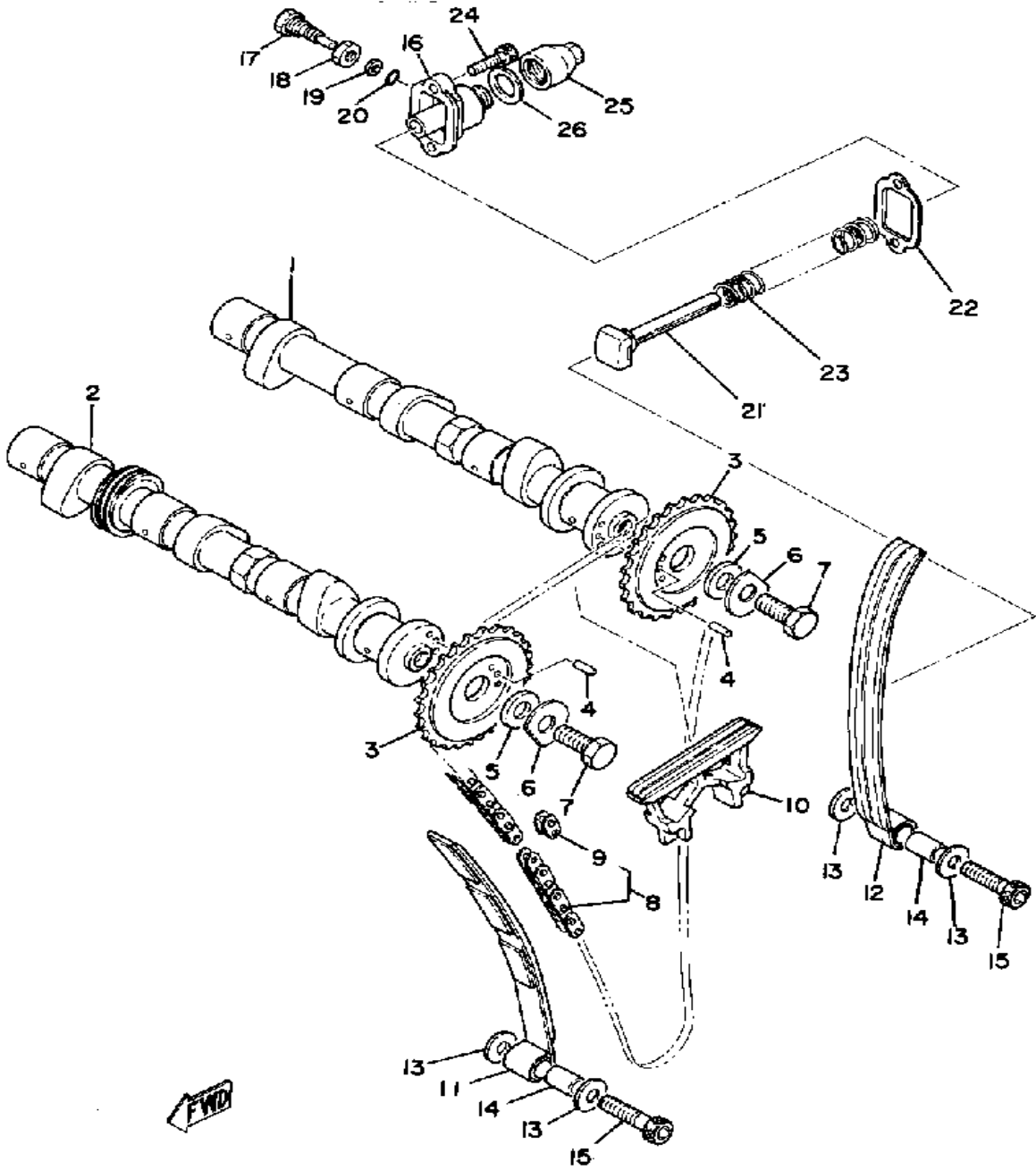
Valve Clearance (Cold) Intake/Exhaust	0.11 ~ 0.15mm / 0.21 ~ 0.25mm
---------------------------------------	-------------------------------



VALVE

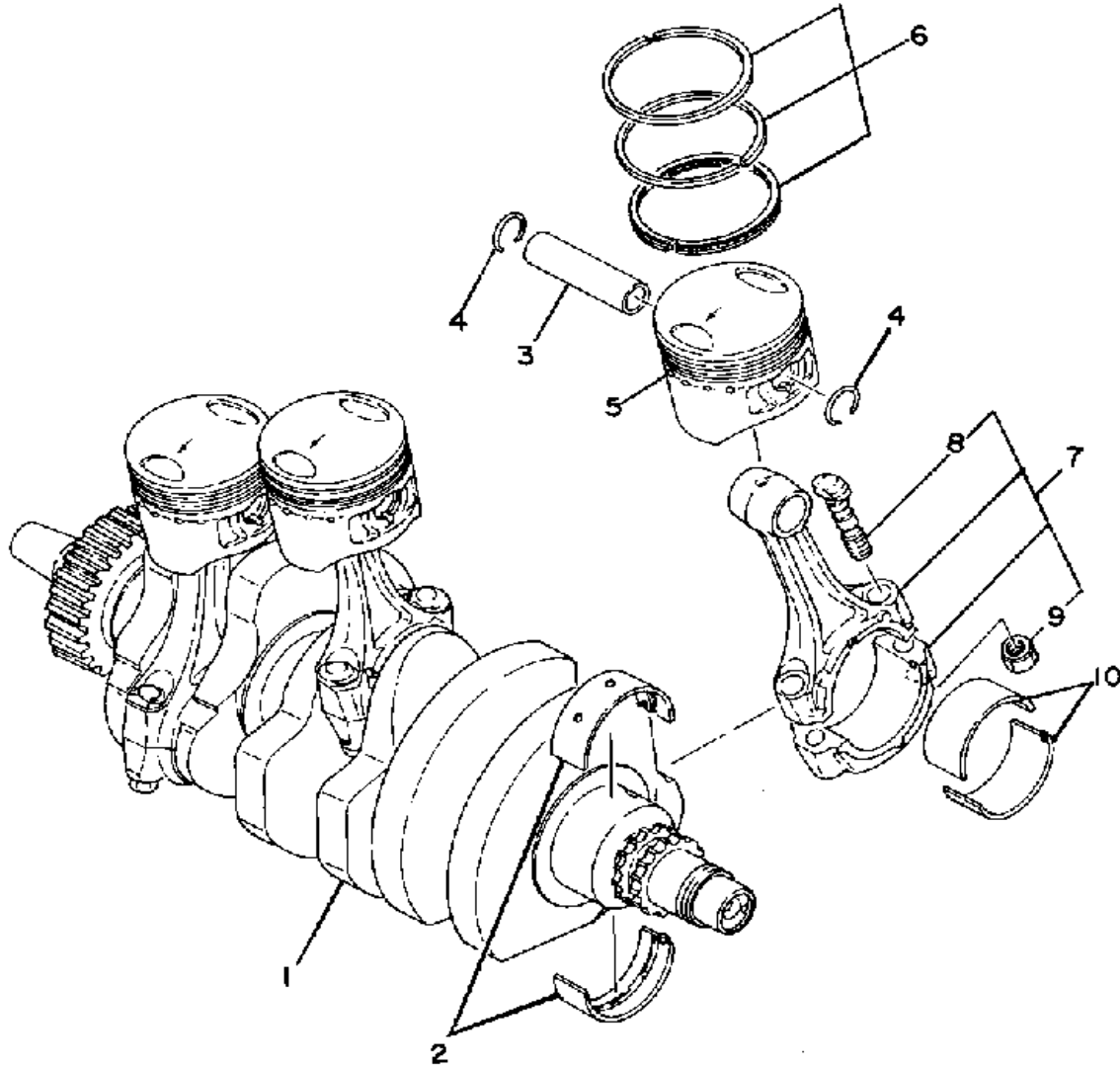
Ref. No.	Part Number	Description	Qty	Remarks
9	1J7-12169-T1-00	PAD, ADJUSTING 3.05 (3.05) ..	6	U.R.
	1J7-12169-U1-00	PAD, ADJUSTING 3.10 (3.10) ..	6	U.R.
	1J7-12169-V1-00	PAD, ADJUSTING 3.15 (3.15) ..	6	U.R.
	1J7-12169-W1-00	PAD, ADJUSTING 3.20 (3.20) ..	6	U.R.
10	31A-12153-00-E0	LIFTER, VALVE (4H7-12153-01)	6	

CAMSHAFT - CHAIN



Ref. No.	Part Number	Description	Qty	Remarks
1	(3J2-12171-00-00)	CAMSHAFT 1	1	
2	(1T5-12181-00-00)	CAMSHAFT 2	1	
3	1J7-12176-01-00	SPROCKET, CAM CHAIN	2	
4	93604-10010-00	PIN, DOWEL	2	
5	(90201-10596-00)	WASHER, PLATE	2	
6	(90209-10149-00)	WASHER, SPEC'L SHAP	2	
7	97011-10025-00	BOLT	2	
8	94500-02124-00	CHAIN	1	
9	94600-02001-00	JOINT, CHAIN (BF05M)	1	
10	1J7-12241-00-00	GUIDE, STOPPER 2	1	
11	1J7-12251-01-00	DAMPER, CHAIN 1 (1J7-12251-00)	1	
12	1J7-12252-00-00	DAMPER, CHAIN 2	1	
13	90201-06066-00	WASHER, PLATE	4	
14	90387-06540-00	COLLAR	2	
15	91316-06035-00	BOLT	2	
16	2G2-12212-00-00	CASE, CHAIN TENSNR	1	
17	90109-08442-00	BOLT	1	
18	95303-08700-00	NUT	1	
19	92901-06600-00	WASHER	1	
20	93210-06632-00	O-RING	1	
21	1J7-12217-00-00	ROD, CHN TENSIONER	1	
22	1J7-12213-00-00	GASKET, TENSNR CASE	1	
23	90501-16417-00	SPRING, COMPRESSION	1	
24	91311-06020-00	BOLT, SOCKET HEAD	2	
25	1J7-12215-01-00	CAP, TENSIONER CASE	1	
26	90430-16152-00	GASKET	1	

CRANKSHAFT - PISTON

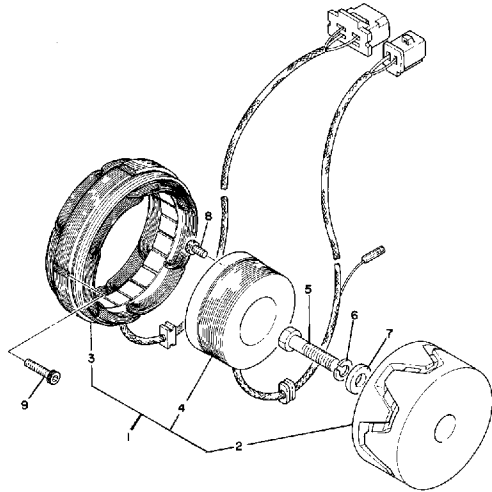


Piston Skirt Clearance New/Max	0.050 ~ 0.055mm / 0.1mm
Ring End Gap Top / 2nd / 3rd	0.2 ~ 0.4mm / 0.2 ~ 0.4mm / 0.3 ~ 0.9mm



Ref. No.	Part Number	Description	Qty	Remarks
1	3J2-11411-02-00	CRANKSHAFT	1	
2	1J7-11416-10-00	PLANE BRNG, CRSF 1	8	U.R.BLACK
	1J7-11416-10-00	PLANE BRNG, CRSF 1	8	U.R.BLUE
	1J7-11416-20-00	PLANE BRNG, CRSF 1	8	U.R.BROWN
	1J7-11416-30-00	PLANE BRNG, CRSF 1	8	U.R.GREEN
	1J7-11416-40-00	PLANE BRNG, CRSF 1	8	U.R.YELLOW
3	2H7-11633-01-00	PIN, PISTON	3	
4	90468-12069-00	CLIP	6	
5	(3J2-11637-00-00)	PISTON 3 O/S 0.5	3	ALTERNATE PARTS
	(3J2-11638-00-00)	PISTON 4 O/S 1.0	3	ALTERNATE PARTS
	3J2-11631-00-46	PISTON STD (STD)	3	
	3J2-11635-00-00	PISTON 1 O/S 0.25 (1ST O/S 0.25MM)	3	ALTERNATE PARTS
	3J2-11636-00-00	PISTON 2 O/S 0.50 (2ND O/S 0.50MM)	3	ALTERNATE PARTS
6	3J2-11610-00-00	PISTON RINGSET STD	3	
	3J2-11610-10-00	PISTON RINGSET 1ST	3	ALTERNATE PARTS
	3J2-11610-20-00	PISTON RINGSET 2ND	3	ALTERNATE PARTS
	3J2-11610-30-00	PISTON RINGSET 3RD	3	ALTERNATE PARTS
	3J2-11610-40-00	PISTON RINGSET 4TH	3	ALTERNATE PARTS
7	1J7-Y1165-01-00	CONNECTING ROD ASSEMBLY	3	
8	1J7-11654-00-00	BOLT, CON ROD	2	
9	90170-09192-00	NUT, HEXAGON	2	
10	2F3-11656-00-00	PLANE BRNG, CON ROD	3	U.R.BLUE
	2F3-11656-10-00	PLANE BRNG, CON ROD	3	U.R.BLACK
	2F3-11656-20-00	PLANE BRNG, CON ROD	3	U.R.BROWN
	2F3-11656-30-00	PLANE BRNG, CON ROD	3	U.R.GREEN
	2F3-11656-40-00	PLANE BRNG, CON ROD	3	U.R.YELLOW

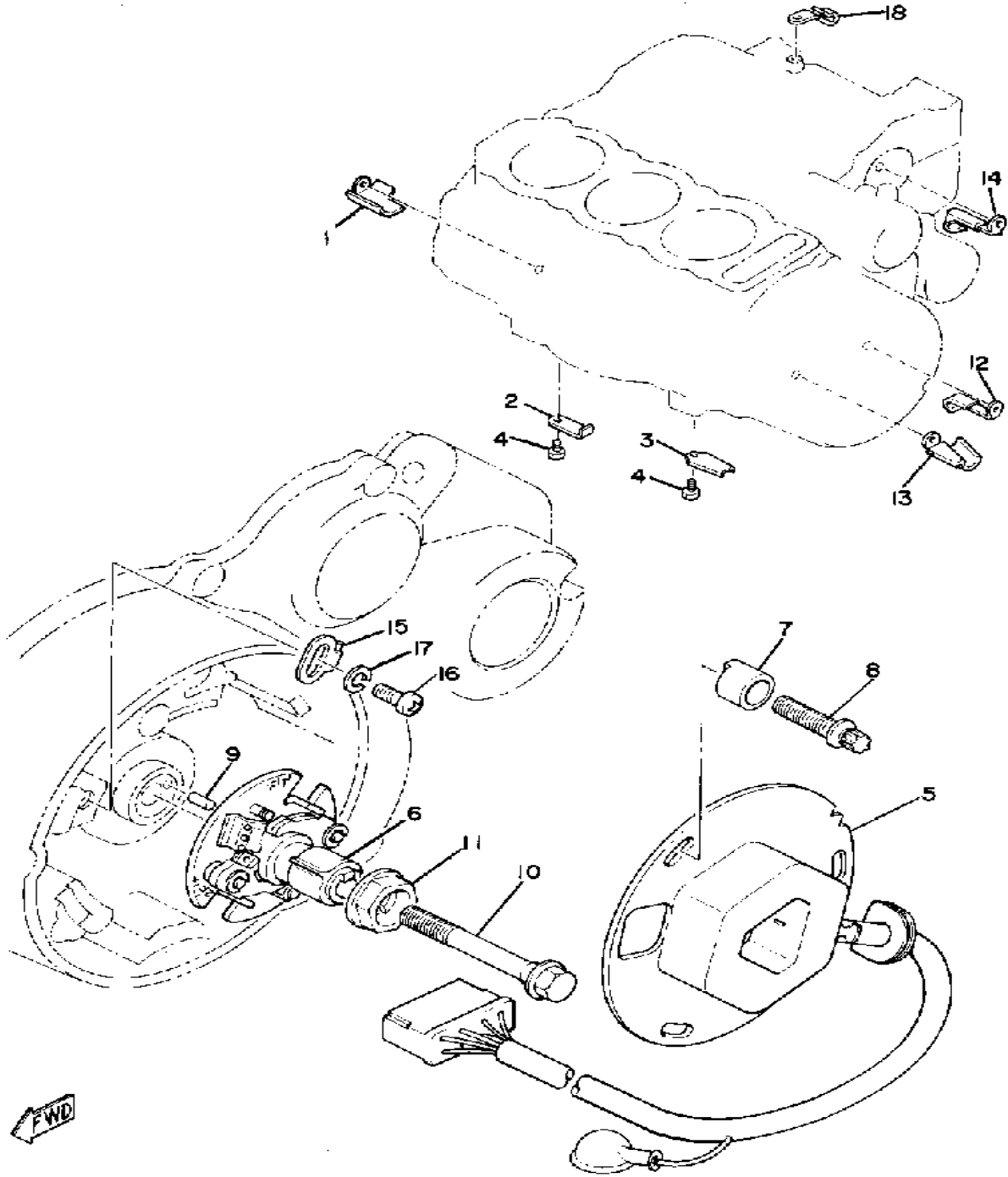
A - C - GENERATOR



	AC Generator / 3 Phase / Full Wave
Battery Model / Spec. Grav. / Chg. Rate	Yuasa YB14L (12V14AH) / 1.280 / 1.4A
Maximum Output	14V20A @ 5000 rpm
TROUBLESHOOTING	
Field Coil Color Code / Ω	Red-Black 35 Ω ± 1% Resistor-Wht Blk C ± 1%
Charge Coil Color Code / Ω	Ø
Transistor Controlled Ignition	
Ignition Timing	10° Mark Std: 10° @ 1100 rpm Adv: 34° @ approx. 4000 rpm

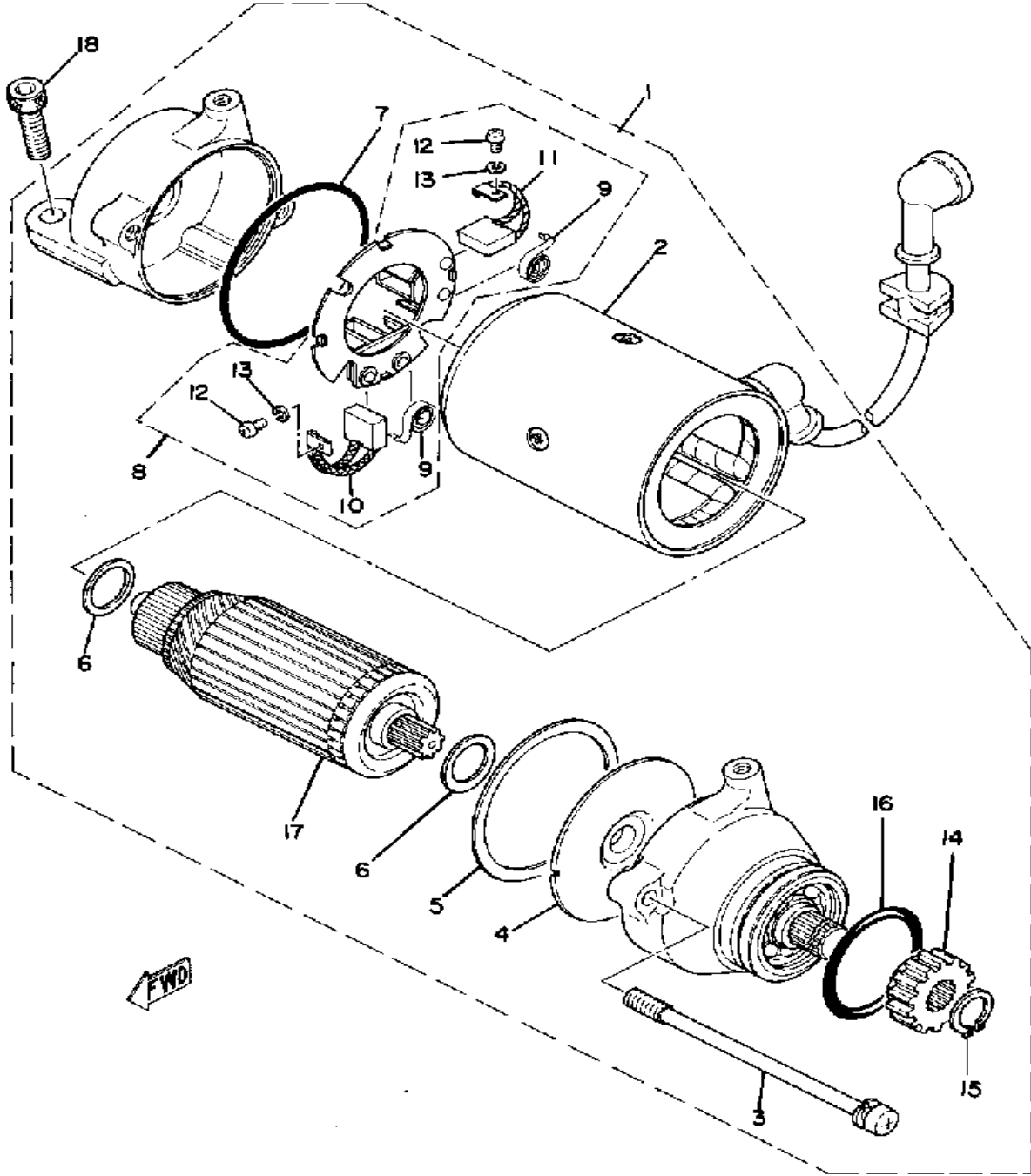
Ref. No.	Part Number	Description	Qty	Remarks
1	3J3-81600-10-00	AC GENERATOR ASSEMBLY .	1	
2	(3J3-81650-10-00)	ROTOR ASSEMBLY	1	
3	3J3-81610-10-00	. STATOR ASSEMBLY	1	
4	1J7-81660-10-00	. FIELD COIL ASSEMBLY	1	
5	90101-10188-00	BOLT	1	
6	92990-10100-00	WASHER, SPRING	1	
7	90201-102J5-00	WASHER, PLATE	1	
8	91316-06012-00	BOLT, SOCKET HEAD	3	
9	90110-06138-00	BOLT, HEX SKT HEAD	4	

PICKUP COIL - GOVERNOR



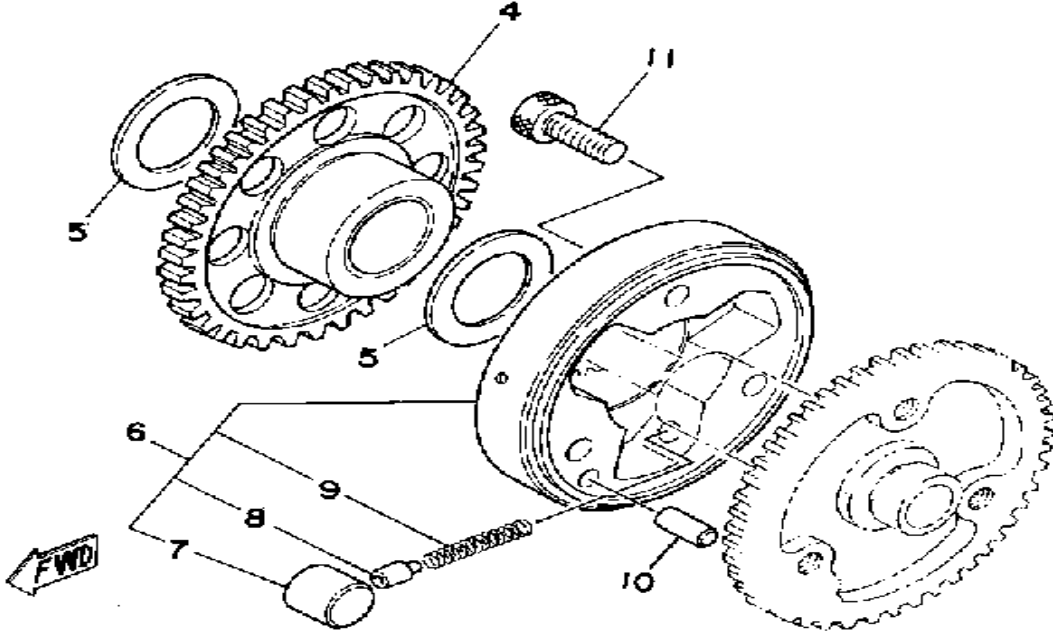
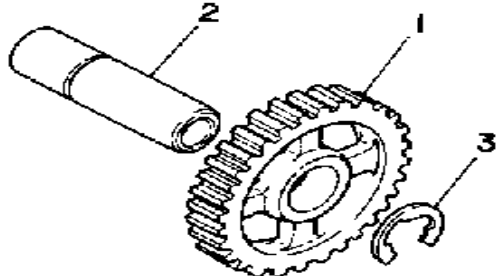
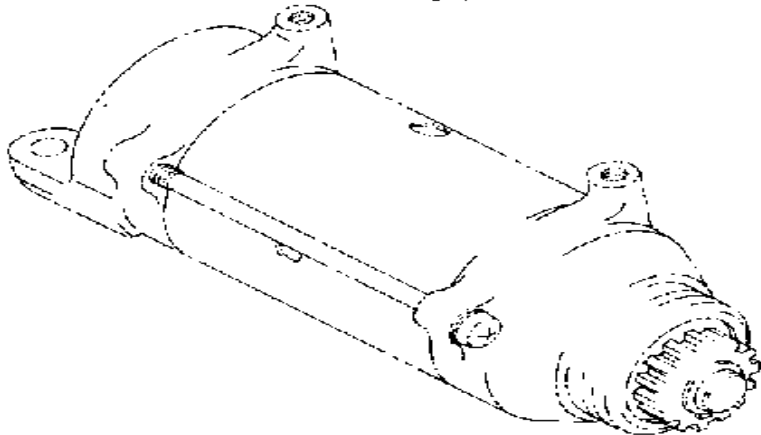
Ref. No.	Part Number	Description	Qty	Remarks
1	(90465-10113-00)	CLAMP	1	
2	(90465-08112-00)	CLAMP	2	
3	(90465-08112-00)	CLAMP	1	
4	97011-06010-00	BOLT	3	
5	2F3-81671-10-00	BASE, PICKUP	1	
6	(2F3-81653-11-00)	GOVERNOR ASSEMBLY	1	
7	(3H5-81675-01-00)	WASHER, SPECIAL	3	
8	3J3-81674-00-00	BOLT	3	
9	93604-08071-00	PIN, DOWEL	1	
10	90105-08067-00	BOLT, WASHER BASED	1	
11	2F3-81655-00-00	WASHER	1	
12	(90465-08116-00)	CLAMP	2	
13	(1T4-81624-00-00)	PLATE, CONTACT BRKR	1	
14	(90465-10137-00)	CLAMP	1	
15	(1J7-81632-00-00)	PLATE, TIMING	1	
16	98580-05012-00	SCREW, PAN HEAD	1	
17	92990-05100-00	WASHER, SPRING	1	
18	90465-08017-00	CLAMP	1	

STARTING MOTOR



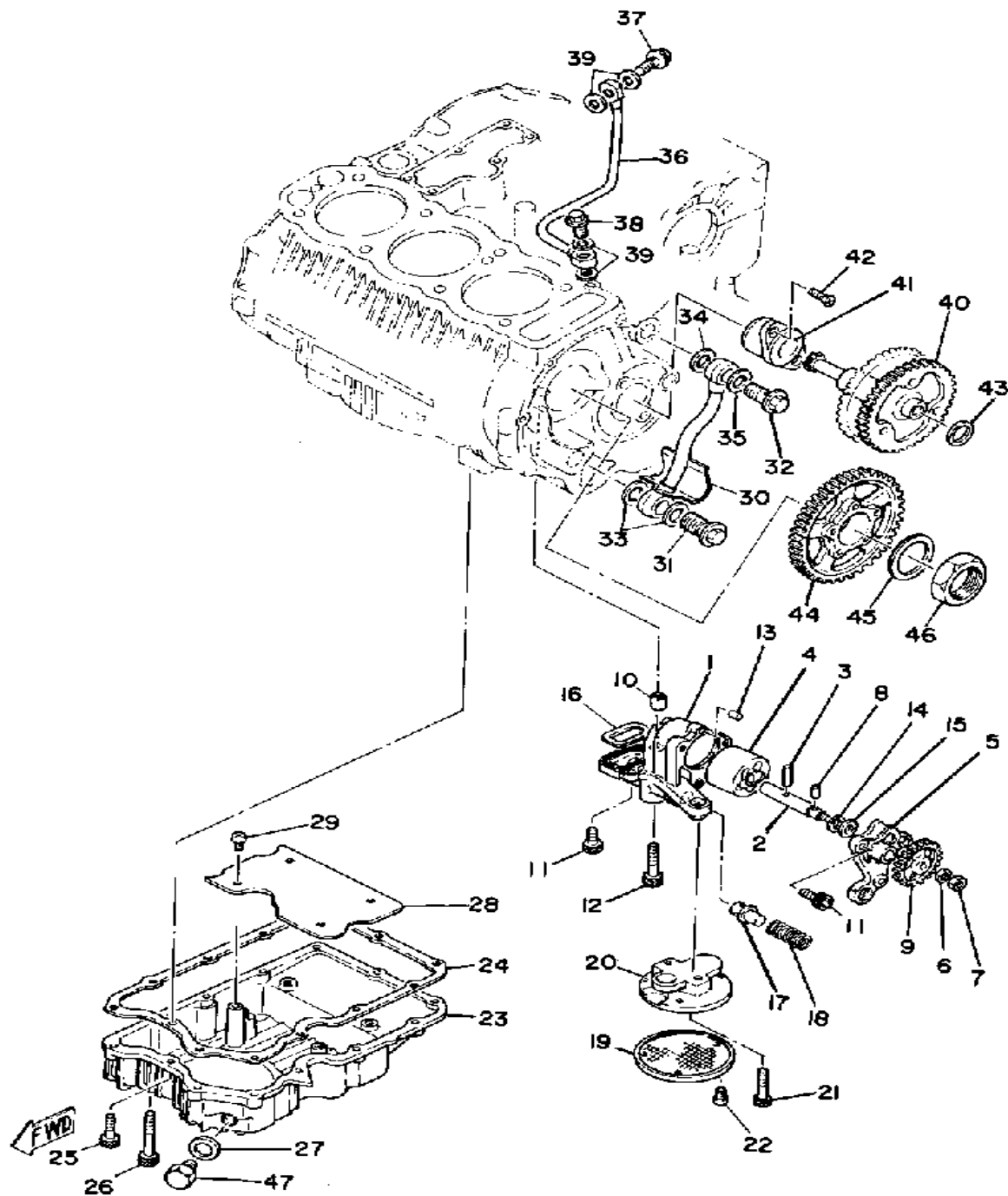
Ref. No.	Part Number	Description	Qty	Remarks
1	3J2-81800-60-00	STARTING MOTOR ASSEMBLY	1	
2	(1J7-81810-60-00)	STATOR ASSEMBLY	1	
3	371-81826-20-00	. BOLT	2	
4	(371-81845-20-00)	PLATE	1	
5	371-81844-20-00	. GASKET	1	
6	371-81809-20-00	. WASHER KIT	1	
7	371-81847-20-00	. O-RING	1	
8	371-81840-20-00	. BRUSH HOLDER ASSEMBLY	1	
9	371-81813-20-00	.. SPRING, BRUSH	2	
10	371-81811-20-00	.. BRUSH 1	1	
11	371-81812-20-00	.. BRUSH 2	1	
12	98580-03008-00	.. SCREW, PAN HEAD	2	
13	92990-03100-00	.. WASHER, SPRING (92901-03100)	2	
14	(3J3-15511-00-00)	GEAR, STARTING MTR	1	
15	99009-12400-00	. CIRCLIP	1	
16	1J7-81847-60-00	. O-RING	1	
17	3J2-81850-60-00	. ARMATURE ASSEMBLY	1	
18	91311-08025-00	BOLT, SOCKET HEAD	2	

STARTER CLUTCH



Ref. No.	Part Number	Description	Qty	Remarks
1	(3J2-15512-00-00)	GEAR, IDLER 1	1	
2	1J7-15521-00-00	SHAFT 1	1	
3	99001-15600-00	CIRCLIP, E-TYPE	1	
4	(3J2-15517-00-00)	GEAR, IDLER 2	1	
5	90201-25291-00	WASHER, PLATE	2	
6	(1J7-15580-01-00)	STR CLUTCH OTR ASSEMBLY	1	
7	93615-17125-00	. PIN, DOWEL	3	
8	1J7-15583-01-00	. CAP, STARTER CLUTCH SPRING	3	
9	90501-04503-00	SPRING, COMPRESSIONCOMPRESSION	3	
10	93606-14081-00	PIN, DOWEL	1	
11	91316-08020-00	BOLT	3	

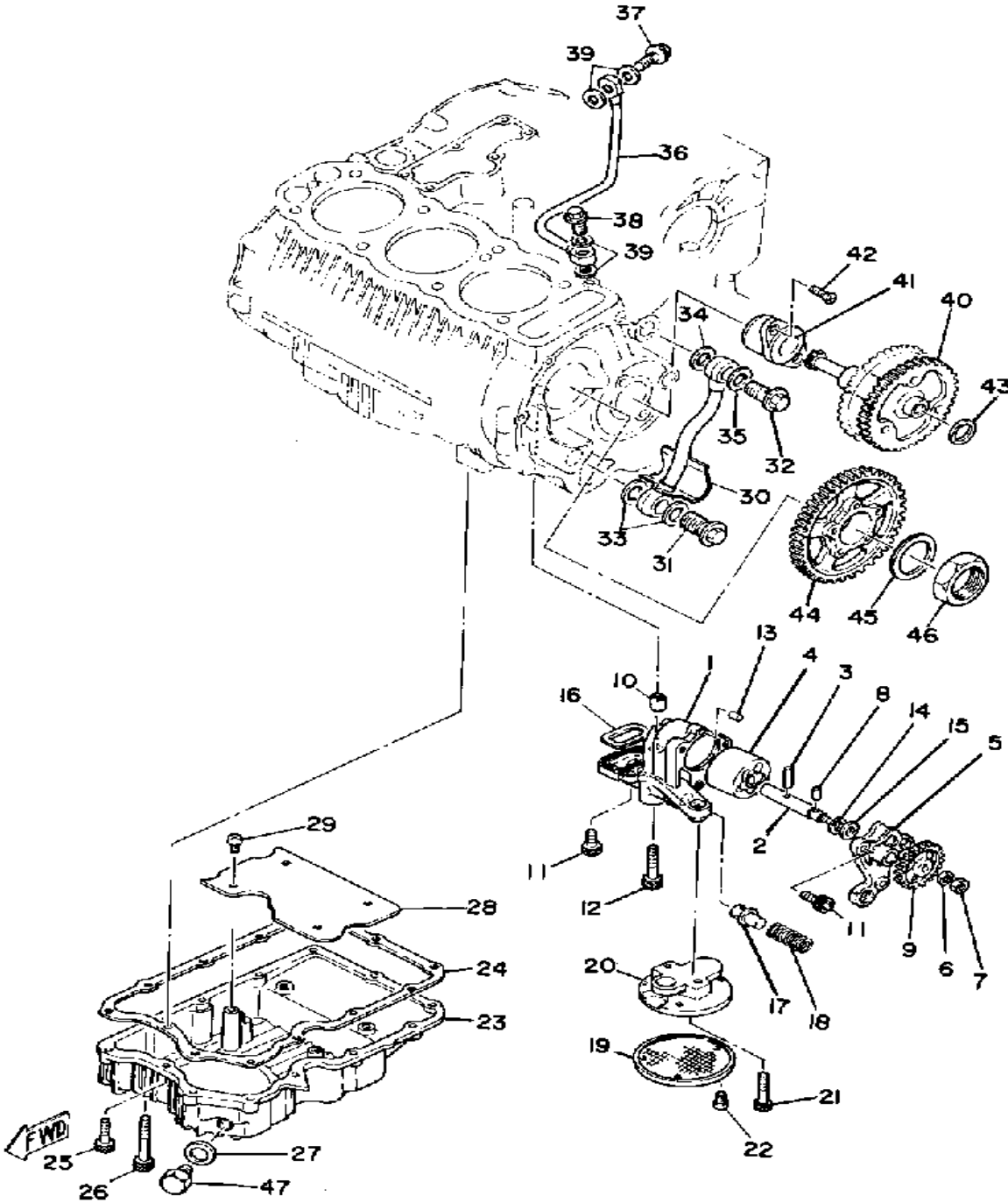
OIL PUMP



Ref. No.	Part Number	Description	Qty	Remarks
1	2F3-13336-02-00	HOUSING, ROTOR	1	
2	(2F3-13306-00-00)	COVER, PUMP	1	
3	93603-17070-00	PIN, DOWEL	1	
4	2F3-13310-01-00	ROTOR ASSEMBLY 1	1	
5	(2F3-13316-01-00)	COVER, PUMP	1	
6	92995-06100-00	WASHER, SPRING	1	
7	95380-06600-00	NUT	1	
8	93603-12007-00	PIN, DOWEL	1	
9	(1J7-13326-02-00)	GEAR, PUMP DRIVEN 2	1	
10	99510-12016-00	PIN, DOWEL	2	
11	91316-06020-00	BOLT, SOCKET HEAD	4	
12	91316-06040-00	BOLT, SOCKET HEAD	2	
13	93603-07073-00	PIN, DOWEL	1	
14	93440-11024-00	CIRCLIP	1	
15	(90201-11154-00)	WASHER, PLATE	1	
16	1J7-13338-00-00	SEAL	1	
17	1J7-13483-00-00	PLUNGER, RELIEF	1	
18	1J7-13484-00-00	SPRING, RELIEF	1	
19	2F3-13411-00-00	STRAINER, OIL	1	
20	(1J7-13412-01-00)	HOUSING, STRAINER	1	
21	91316-06035-00	BOLT	2	
22	98580-05012-00	SCREW, PAN HEAD	3	
23	1J7-13417-01-00	COVER, STRAINER	1	
24	1J7-13414-00-00	GASKET, STRNR COVER	1	
25	91316-06025-00	BOLT	12	
26	91316-06055-00	BOLT, SOCKET HEAD	1	
27	214-11198-01-00	GASKET	1	
28	(1J7-13337-01-00)	PLATE, BAFFLE LOWER	1	
29	98580-06010-00	SCREW, PAN HEAD (92503-06010)	4	

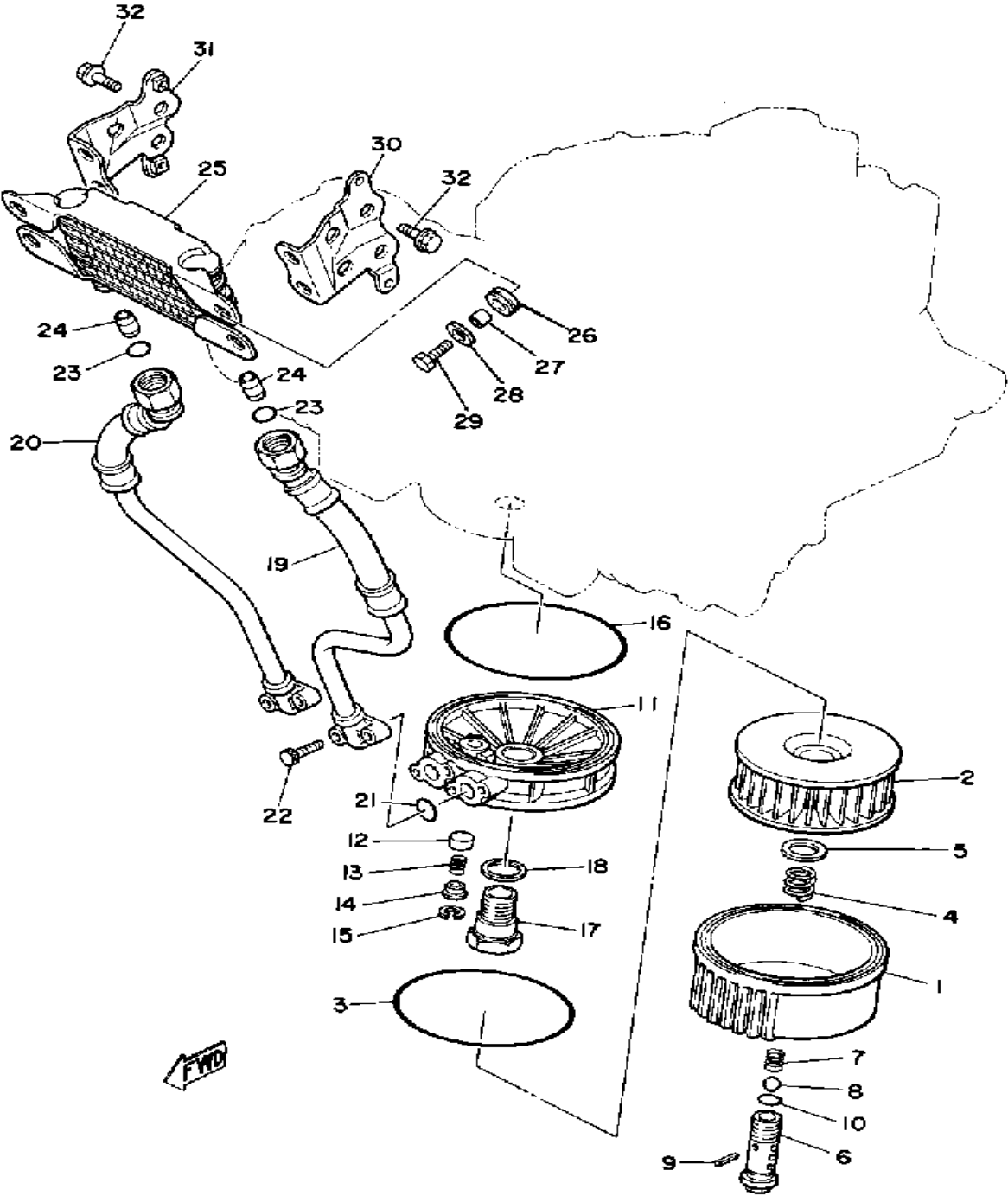
CONTINUED ON NEXT FRAME ➤

OIL PUMP



Ref. No.	Part Number	Description	Qty	Remarks
30	2F3-13171-00-00	PIPE, DELIVERY 2	1	
31	(90401-18040-00)	BOLT, UNION	1	
32	(90401-10054-00)	BOLT, UNION	1	
33	90430-18130-00	GASKET	2	
34	90201-10128-00	WASHER, PLATE	1	
35	90430-15129-00	GASKET	1	
36	2G2-13161-00-00	PIPE, DELIVERY 1	1	
37	90401-10013-00	BOLT, UNION (371-13166-00) ..	1	
38	90401-10004-00	BOLT, UNION	1	
39	90430-10171-00	GASKET	4	
40	(1J7-13325-01-00)	GEAR, PUMP DRIVEN	1	
41	(1J7-13313-00-00)	HOUSING	1	
42	98603-06018-00	SCREW, OVAL HEAD	2	
43	90201-20276-00	WASHER, PLATE (1.0T)	1	
44	(1J7-13324-00-00)	GEAR, PUMP DRIVE	1	
45	90201-26600-00	WASHER, PLATE	1	
46	(90170-26191-00)	NUT, HEXAGON	1	
47	3VD-13455-00-00	PLUG	1	

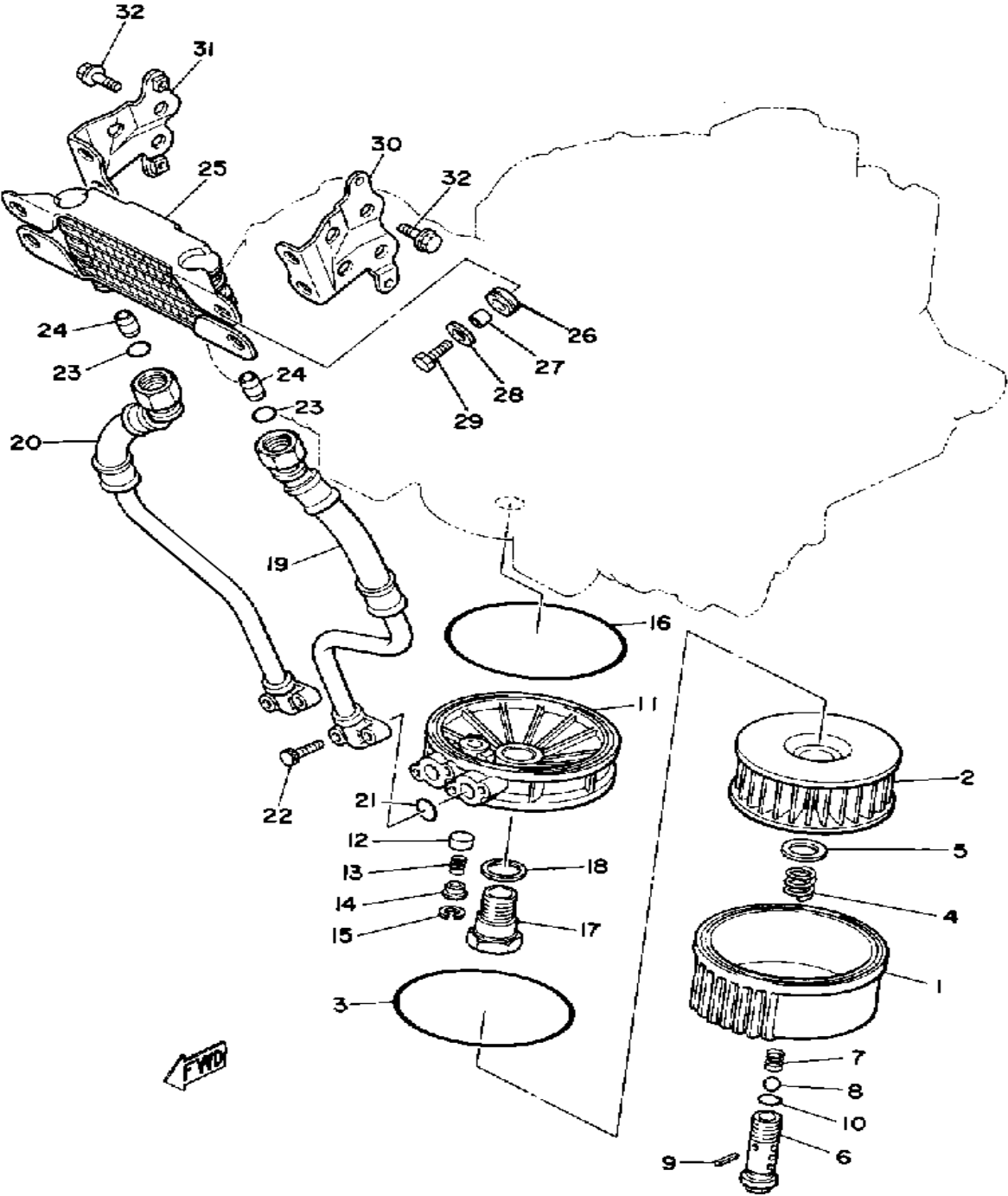
OIL COOLER - OIL CLEANER



Ref. No.	Part Number	Description	Qty	Remarks
1	2H7-13447-00-00	COVER, OIL ELEMENT	1	
2	1J7-13441-10-00	ELEMENT, OIL CLEANER	1	
3	93211-19413-00	O-RING	1	
4	90501-18433-00	SPRING, COMPRESSION	1	
5	90201-21608-00	WASHER, PLATE	1	
6	2H7-13340-00-00	BY-PASS VALVE ASSEMBLY	1	
7	90501-12413-00	SPRING, COMPRESSION	1	
8	93501-02018-00	BALL 1 2	1	
9	91609-20018-00	PIN, SPRING	1	
10	93210-16314-00	O-RING	1	
11	4E2-13461-00-00	PLATE, ADAPTOR	1	
12	2H9-13493-00-00	PLUNGER	1	
13	90501-12413-00	SPRING, COMPRESSION	1	
14	90209-06173-00	WASHER, SPEC'L SHAP	1	
15	99009-17500-00	CIRCLIP	1	
16	93211-19413-00	O-RING	1	
17	90401-20089-00	BOLT, UNION	1	
18	90201-25526-00	WASHER, PLATE (T2.0)	1	
19	(3J3-13464-01-00)	HOSE, OIL 1	1	
20	(3J3-13465-01-00)	HOSE, OIL 2	1	
21	93210-14369-00	O-RING	2	
22	91316-06025-00	BOLT	4	
23	93210-12152-00	O-RING	2	
24	99510-12016-00	PIN, DOWEL	2	
25	(3J3-13470-01-00)	OIL COOLER ASSEMBLY	1	
26	90480-12475-00	GROMMET	4	
27	90387-060A7-00	COLLAR	4	
28	90209-06174-00	WASHER	4	
29	95816-06016-00	BOLT, FLANGE	4	

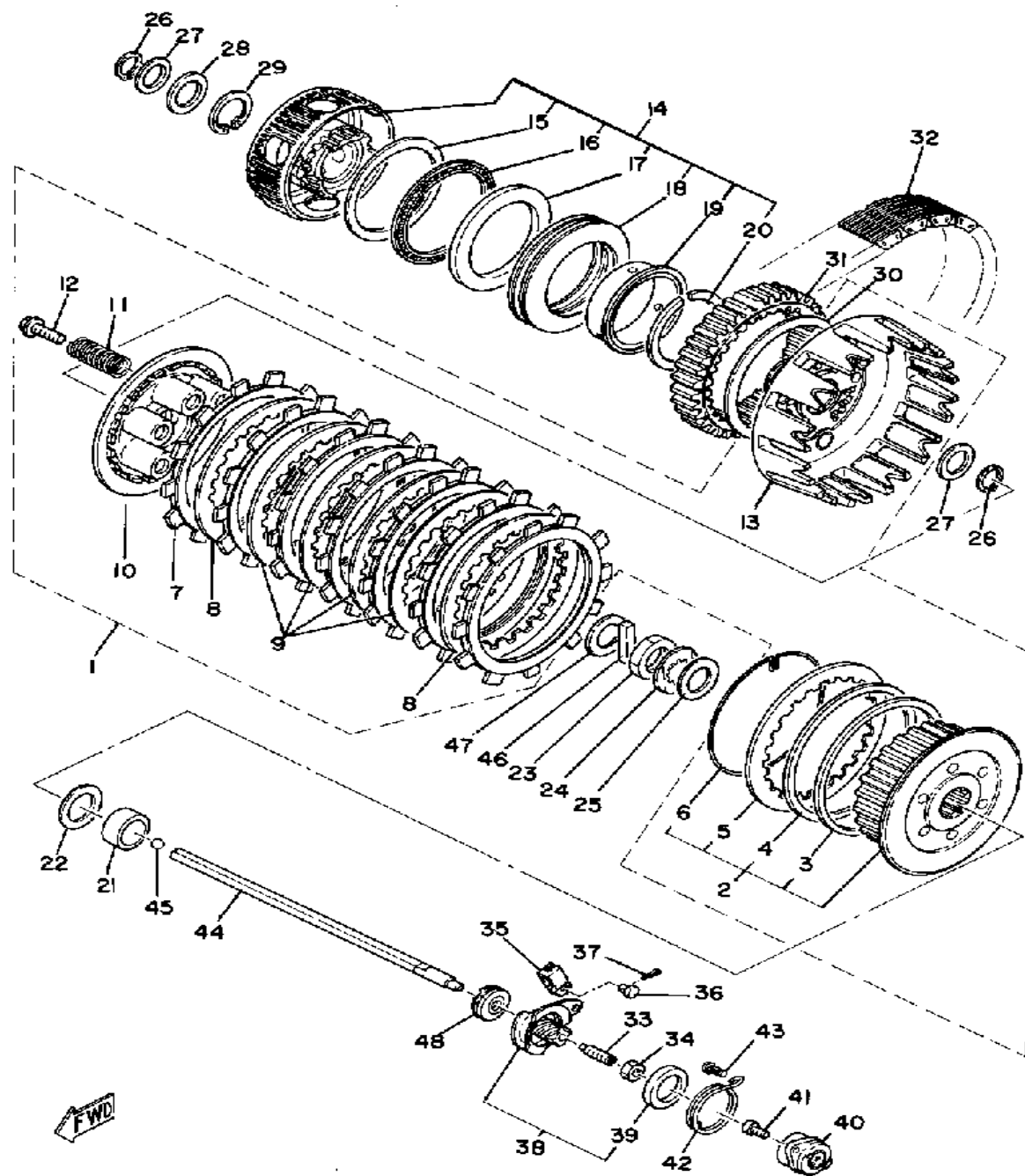
CONTINUED ON NEXT FRAME ➤

OIL COOLER - OIL CLEANER



Ref. No.	Part Number	Description	Qty	Remarks
30	(3J3-13472-01-00)	HOLDER, OIL COOLR 1	1	
31	(3J3-13482-01-00)	HOLDER, OIL COOLR 2	1	
32	95826-06010-00	BOLT, FLANGE	4	

CLUTCH

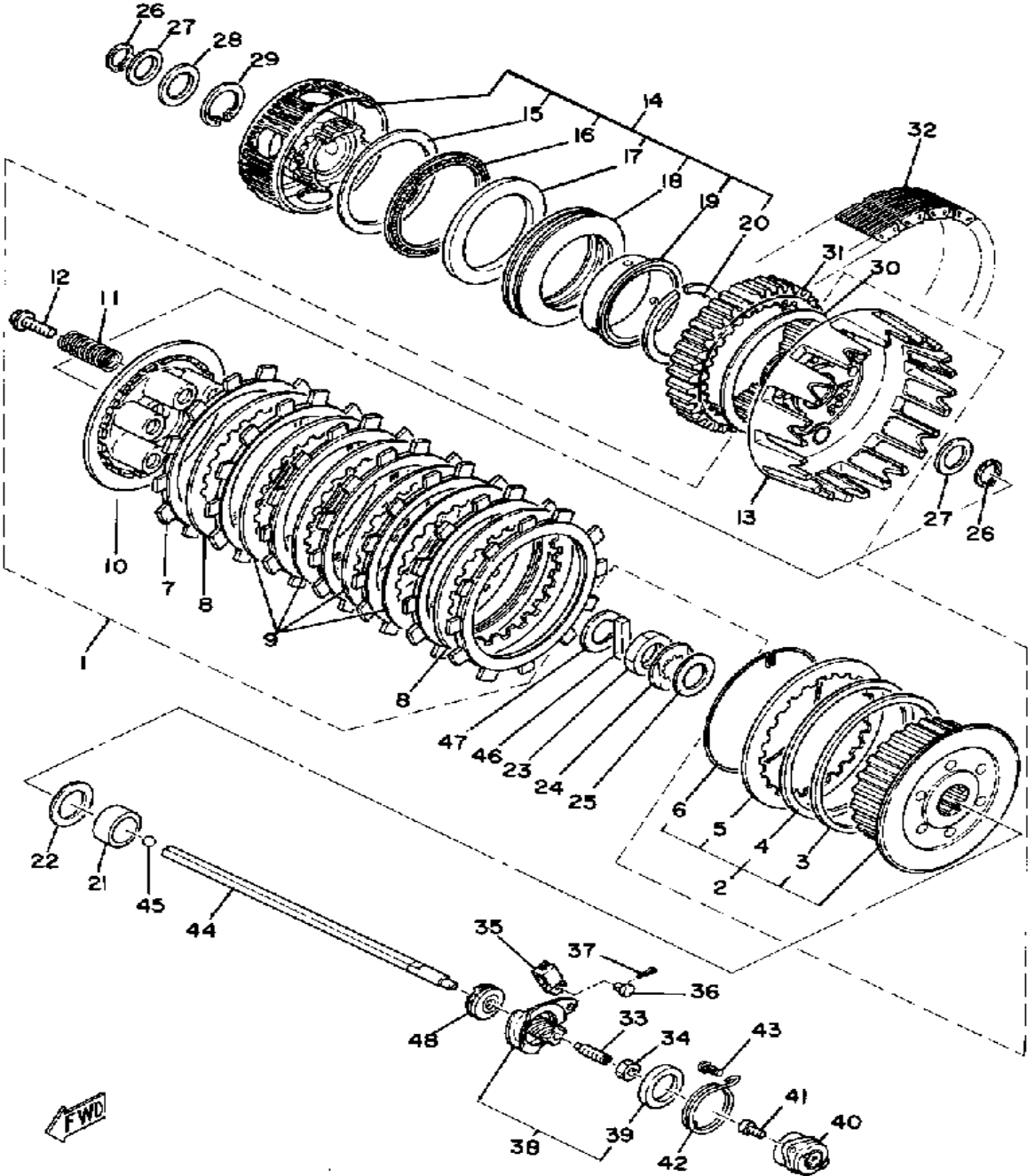


Ref. No.	Part Number	Description	Qty	Remarks
1	(3J2-16301-01-00)	CLUTCH ASSEMBLY	1	
2	1T5-16370-00-00	. CLUTCH BOSS ASSEMBLY	1	
3	1J7-16384-00-00	.. PLATE, SEAT	1	
4	1J7-16383-01-00	.. SPRING, CLUTCH BOSS	1	
5	4H7-16325-00-00	.. PLATE, CLUTCH 2	1	
6	1J7-16385-00-00	.. RING, CLUTCH BOSS	1	
7	5Y1-16321-00-00	. PLATE, FRICTION	7	
8	4H7-16325-00-00	. PLATE, CLUTCH 2	2	
9	3J2-16324-00-00	. PLATE, CLUTCH 1	4	
10	1J7-16351-00-00	PLATE, PRESSURE 1	1	
11	90501-23142-00	. SPRING, COMPRESSION	6	
12	90159-06010-00	. SCREW, WITH WASHER	6	
13	1J7-16310-03-00	. CLUTCH HOUSING ASSEMBLY	1	
14	(3J2-16306-00-00)	CLUTCH DAMPER ASSEMBLY	1	
15	(90201-76604-00)	WASHER, PLATE	1	
16	(93340-27601-00)	BEARING, FLAT # 0	1	
17	(90201-69603-00)	WASHER, PLATE	1	
18	(1J7-16318-00-00)	SPRING, DAMPER	1	
19	(90387-64672-00)	COLLAR	1	
20	93440-64047-00	. CIRCLIP, OUTER	1	
21	(90560-25160-00)	SPACER	1	
22	90201-25291-00	WASHER, PLATE	1	
23	90170-24203-00	NUT, HEXAGON	1	
24	90215-21130-00	WASHER, LOCK	1	
25	90208-25021-00	WASHER, CONICAL SPR	1	
26	99009-20400-00	CIRCLIP	2	
27	90201-21599-00	WASHER, PLATE	2	
28	2F3-16391-00-00	SHIM	1	

Clutch Friction Plate Thickness Std ~ Min.	2.8 ~ 2.6mm
Clutch Spring Length Std ~ Min.	42.8 ~ 41.8mm

CONTINUED ON NEXT FRAME ➤

CLUTCH

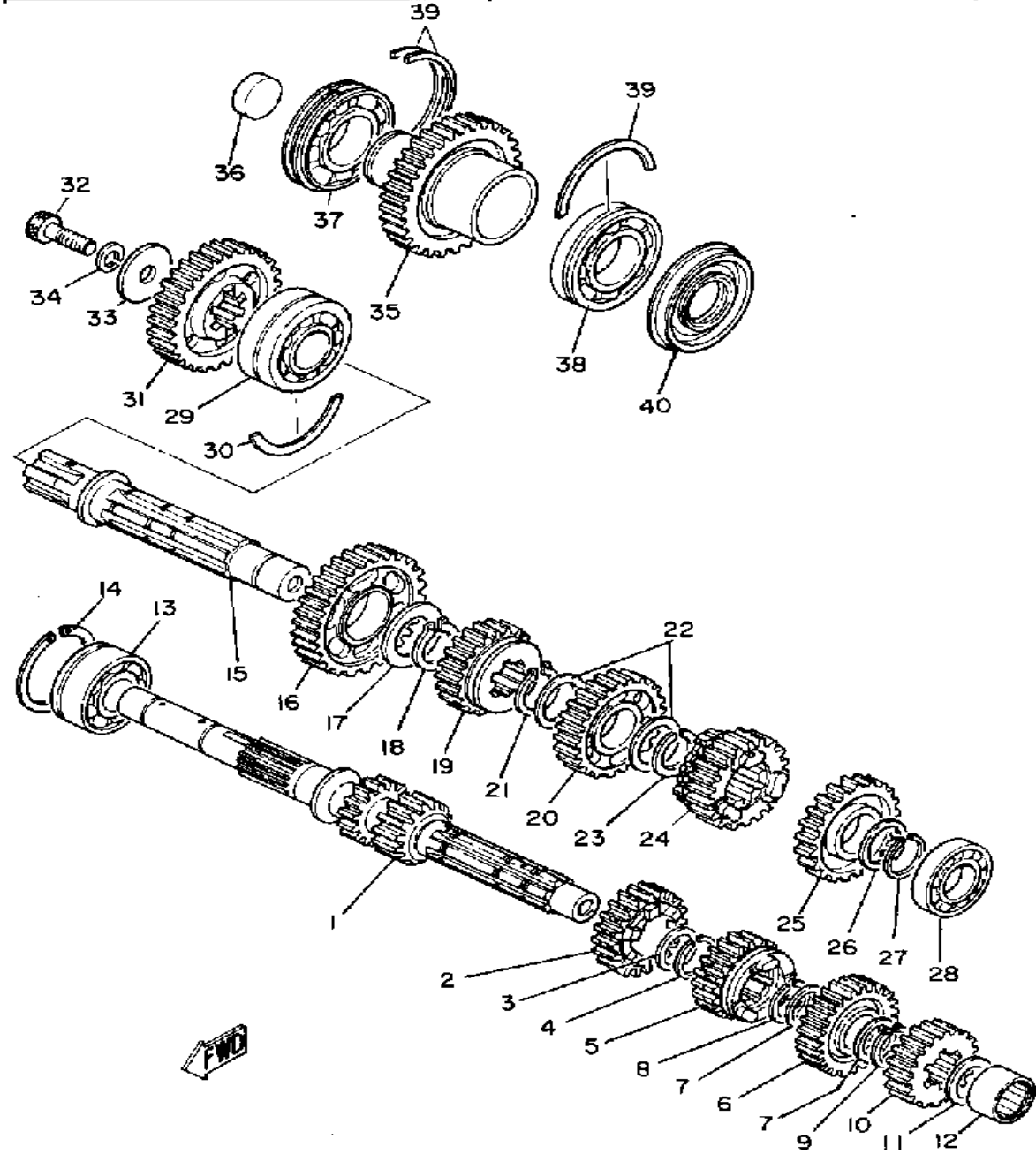


Ref. No.	Part Number	Description	Qty	Remarks
29	93440-31068-00	CIRCLIP, OUTER	1	
30	(90201-99692-00)	WASHER, PLATE	1	
	90201-99693-00	WASHER, PLATE	1	
31	(3J2-16151-00-00)	GEAR, PRI DRIVEN	1	
32	3J2-16139-00-00	CHAIN, PRIMARY	1	
33	90113-08021-00	BOLT, SET	1	
34	90179-08179-00	NUT	1	
35	214-16389-00-00	JOINT	1	
36	90240-06005-00	PIN, CLEVIS	1	
37	91401-10015-00	PIN, COTTER	1	
38	1J7-16340-01-00	PUSH LEVER ASSEMBLY	1	
39	214-16347-01-00	. SEAL, DUST	1	
40	1J7-16304-00-00	BALL SCRW HSNG ASSEMBLY (256-16343-01)	1	
41	98580-05012-00	SCREW, PAN HEAD	2	
42	90508-18313-00	SPRING, TORSION	1	
43	132-16346-00-00	HOOK, SPRING	1	
44	1J7-16357-01-00	ROD, PUSH 2	1	
45	93505-16006-00	BALL	1	
46	1J7-16356-01-00	ROD, PUSH 1	1	
47	90201-22625-00	WASHER, PLATE	1	
48	93102-08205-00	OIL SEAL, SD-TYPE	1	

Clutch Friction Plate Thickness Std ~ Min.	2.8 ~ 2.6mm
Clutch Spring Length Std ~ Min.	42.8 ~ 41.8mm

TRANSMISSION

	See ENGINE above
Primary Drive Type / Teeth / Ratio	Spur Gears - Silent Chain / 1.666
Secondary Drive Type / Teeth / Chain	Shaft Drive / ϕ / 3.358

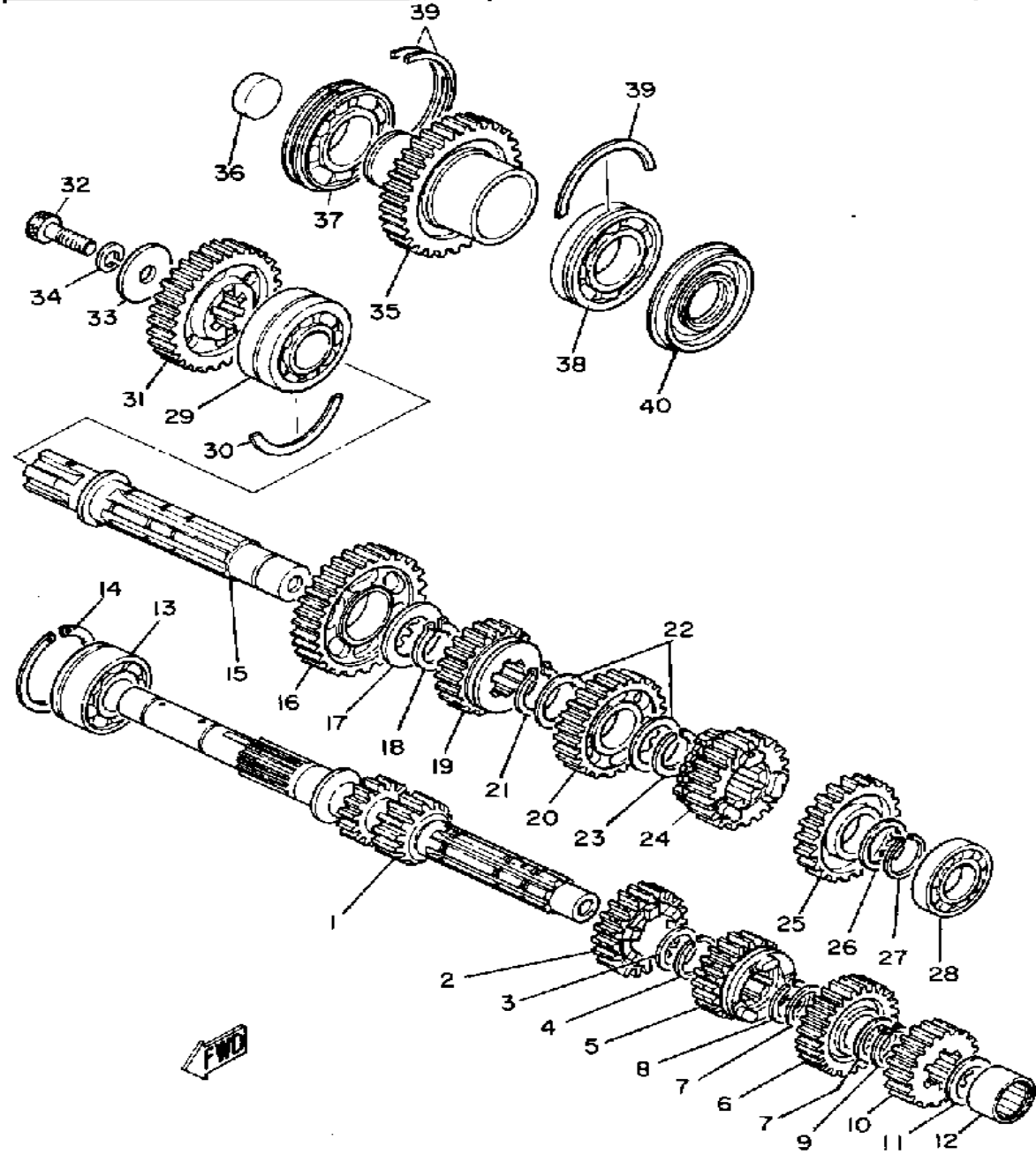


Ref. No.	Part Number	Description	Qty	Remarks
1	(3J2-17411-01-00)	AXLE, MAIN	1	
2	(3J2-17141-00-00)	GEAR, 4TH PINION	1	
3	90201-253K0-00	WASHER, PLATE (T=1.0)	1	
4	93440-25020-00	CIRCLIP	1	
5	3J2-17131-00-00	GEAR, 3RD PINION	1	
6	1J7-17151-04-00	GEAR, 5TH PINION	1	
7	90209-22191-00	WASHER	2	
8	93440-25020-00	CIRCLIP	1	
9	93410-25017-00	CIRCLIP	1	
10	256-17121-01-00	GEAR, 2ND PINION	1	
11	(137-17427-00-09)	SHIM 1	1	
12	93311-32024-00	BEARING, CYLINDER.# 1	1	
13	93305-20504-00	BEARING	1	
14	93440-52014-00	CIRCLIP	1	
15	(3J2-17421-00-00)	AXLE, DRIVE	1	
16	3J2-17211-01-00	GEAR, 1ST WHEEL (32T)	1	
17	90201-30398-00	WASHER, PLATE	1	
18	99009-30400-00	CIRCLIP	1	
19	1J7-17241-03-00	GEAR, 4TH WHEEL	1	
20	1J7-17231-03-00	GEAR, 3RD WHEEL	1	
21	99009-30400-00	CIRCLIP	1	
22	90209-27192-00	WASHER	2	
23	93440-30077-00	CIRCLIP	1	
24	1J7-17251-03-00	GEAR, 5TH WHEEL	1	
25	3J2-17221-00-00	GEAR, 2ND WHEEL (27T)	1	
26	90201-253K0-00	WASHER, PLATE (T=1.0)	1	
27	93410-25010-00	CIRCLIP, S-TYPE	1	
28	93306-20538-00	BEARING (B6205Z)	1	
29	93305-20603-00	BEARING	1	

CONTINUED ON NEXT FRAME ►

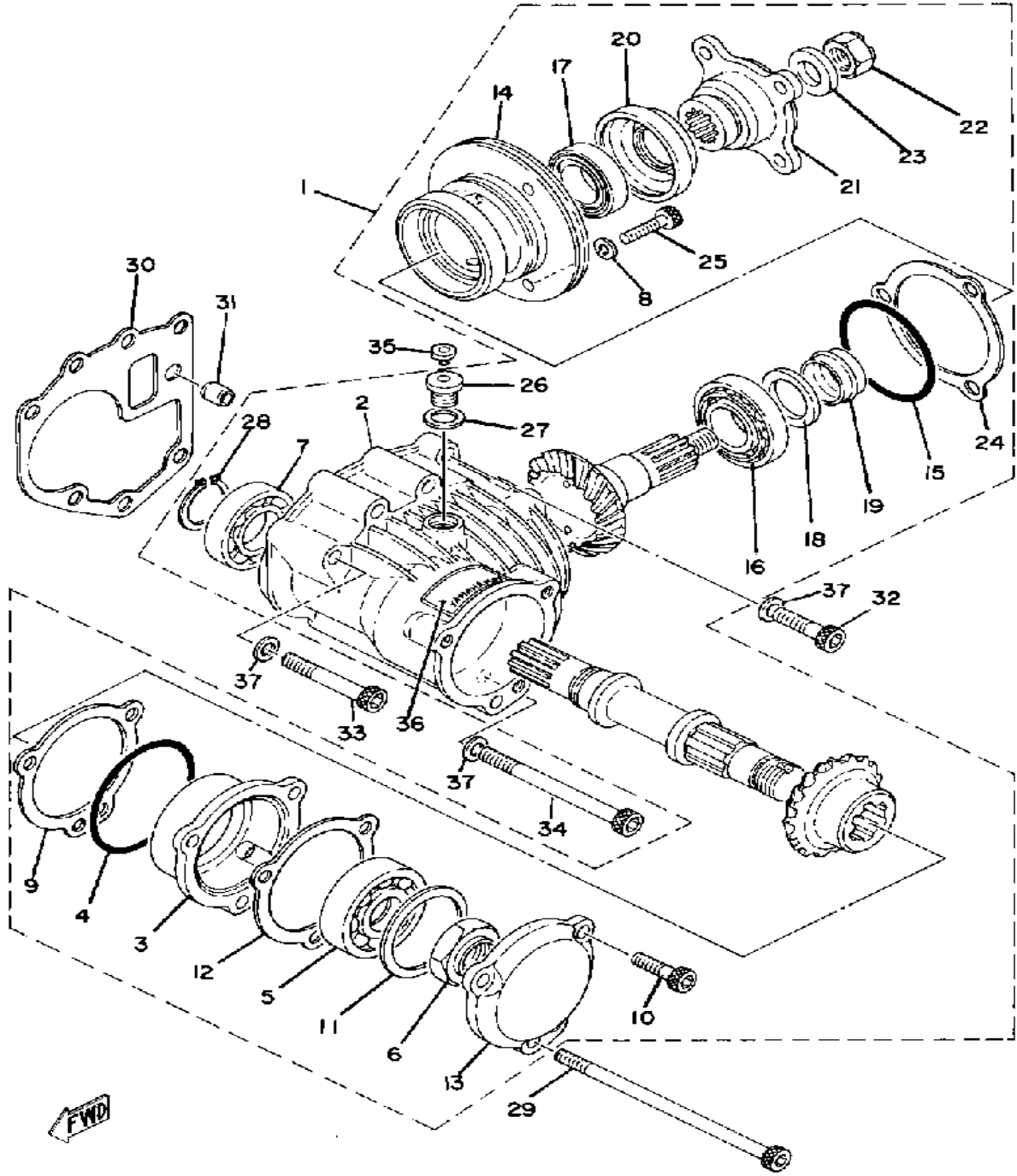
TRANSMISSION

	See ENGINE above
Primary Drive Type / Teeth / Ratio	Spur Gears - Silent Chain / 1.666
Secondary Drive Type / Teeth / Chain	Shaft Drive / ϕ / 3.358



Ref. No.	Part Number	Description	Qty	Remarks
30	(93440-62046-00)	CIRCLIP, OUTER	1	
31	(3J2-17582-00-00)	GEAR, MIDDLE DRIVE	1	
32	91316-10030-00	BOLT, SOCKET HEAD	1	
33	90201-10595-00	WASHER, PLATE	1	
34	92990-10100-00	WASHER, SPRING	1	
35	(3J2-17583-00-00)	GEAR, MIDDLE DRIVEN	1	
36	90331-27013-00	PLUG, TIGHT	1	
37	93306-20705-00	BEARING (B6207N)	1	
38	93306-20705-00	BEARING (B6207N)	1	
39	93440-72049-00	CIRCLIP	5	
40	93103-35105-00	OIL SEAL, SW-TYPE	1	

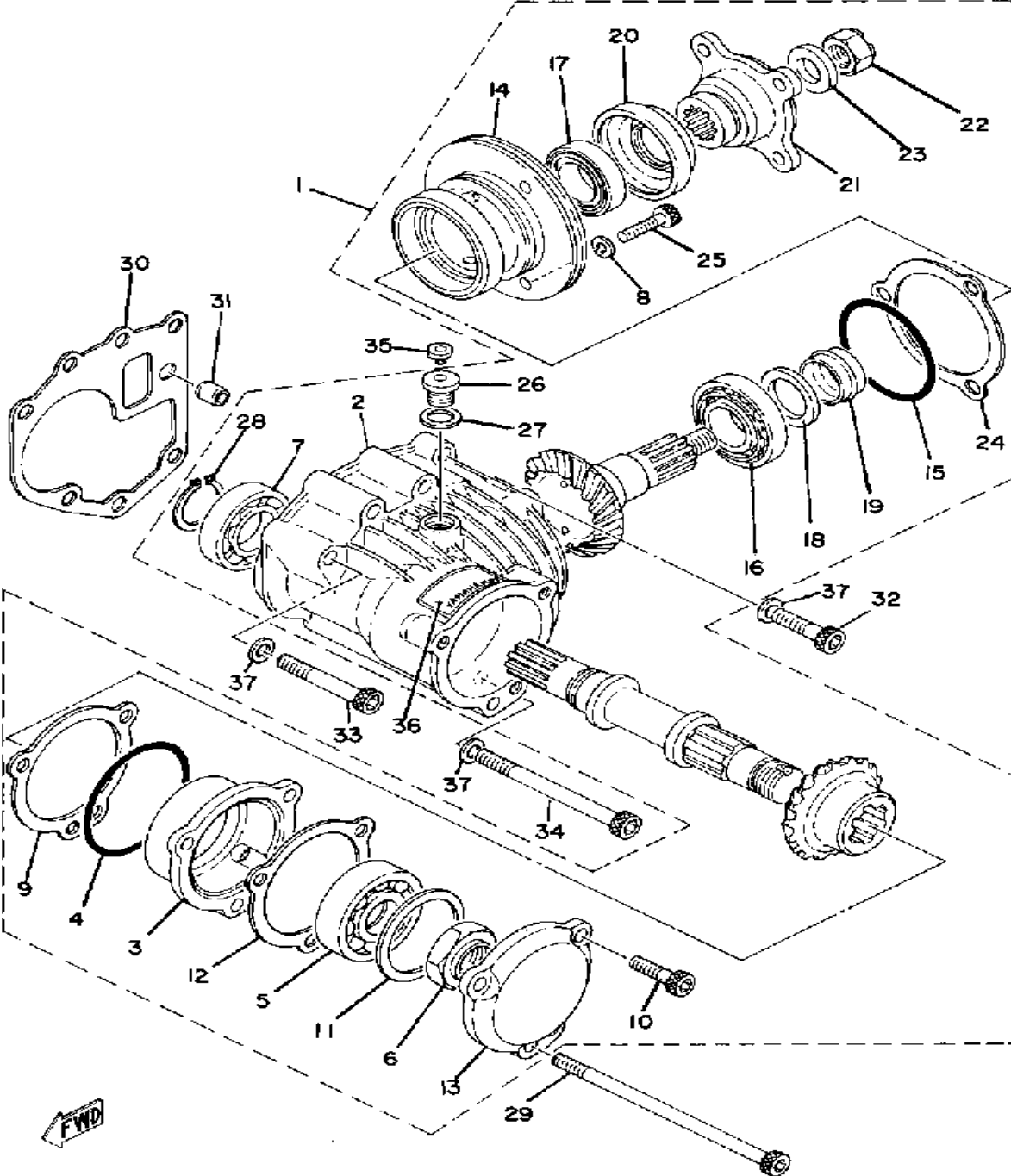
MIDDLE DRIVE GEAR



Ref. No.	Part Number	Description	Qty	Remarks
1	(3J2-17501-H0-00)	MIDDLE GR CASE ASSEMBLY	1	
2	(2H7-17511-00-00)	HOUSING, MIDDLE GR	1	
3	2H7-17521-00-00	. HOUSING, BEARING	1	
4	93210-68347-00	. O-RING	1	
5	93306-30533-00	. BEARING (B6305RB1 SPECIAL)	1	
6	90179-24230-00	. NUT, SPEC'L SHAPE	1	
7	93306-00612-00	. BEARING	1	
8	90201-08675-00	. WASHER, PLATE	3	
9	1J7-17531-Y0-15	. SHIM, PINION	1	U.R.
10	91311-08030-00	. BOLT	3	
11	1J7-17537-Y0-30	. SHIM, THRUST (0.30T)	1	U.R.
	1J7-17537-Y0-40	. SHIM, THRUST (0.40T)	1	U.R.
	1J7-17537-Y0-50	. SHIM, THRUST (0.50T)	1	U.R.
12	1J7-17519-Y0-00	. GASKET, HOUSING CAP	1	
13	(2H7-17538-00-00)	CAP, HOUSING	1	
14	(2H7-17551-00-00)	HOUSING, BEARING	1	
15	93210-71360-00	. O-RING	1	
16	93332-00028-00	. BEARING	1	
17	93332-00024-00	. BEARING	1	
18	90201-25634-00	. WASHER, PLATE	1	
19	2H7-17571-01-00	. SPACER, EXPANSION	1	
20	93101-35085-00	. OIL SEAL	1	
21	1J7-17555-Y0-00	. FLANGE, MIDDLE GEAR	1	
22	90185-14070-00	. NUT, SELF-LOCKING	1	
23	90201-14633-00	. WASHER, PLATE	1	
24	2H7-17531-00-15	. SHIM, PINION		U.R.1
	2H7-17531-00-15	. SHIM, PINION	1	U.R.
25	91311-08030-00	. BOLT	3	

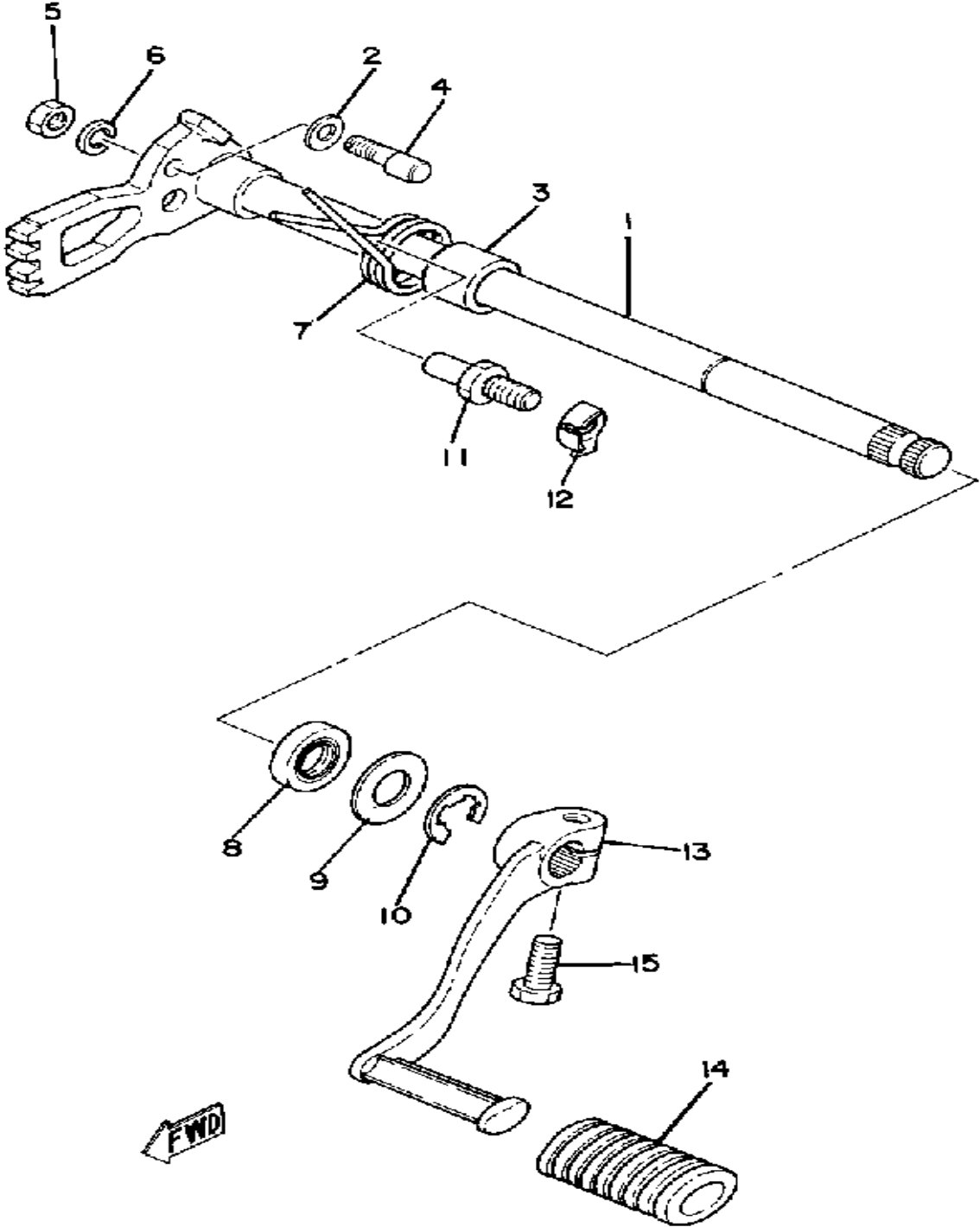
CONTINUED ON NEXT FRAME ►

MIDDLE DRIVE GEAR



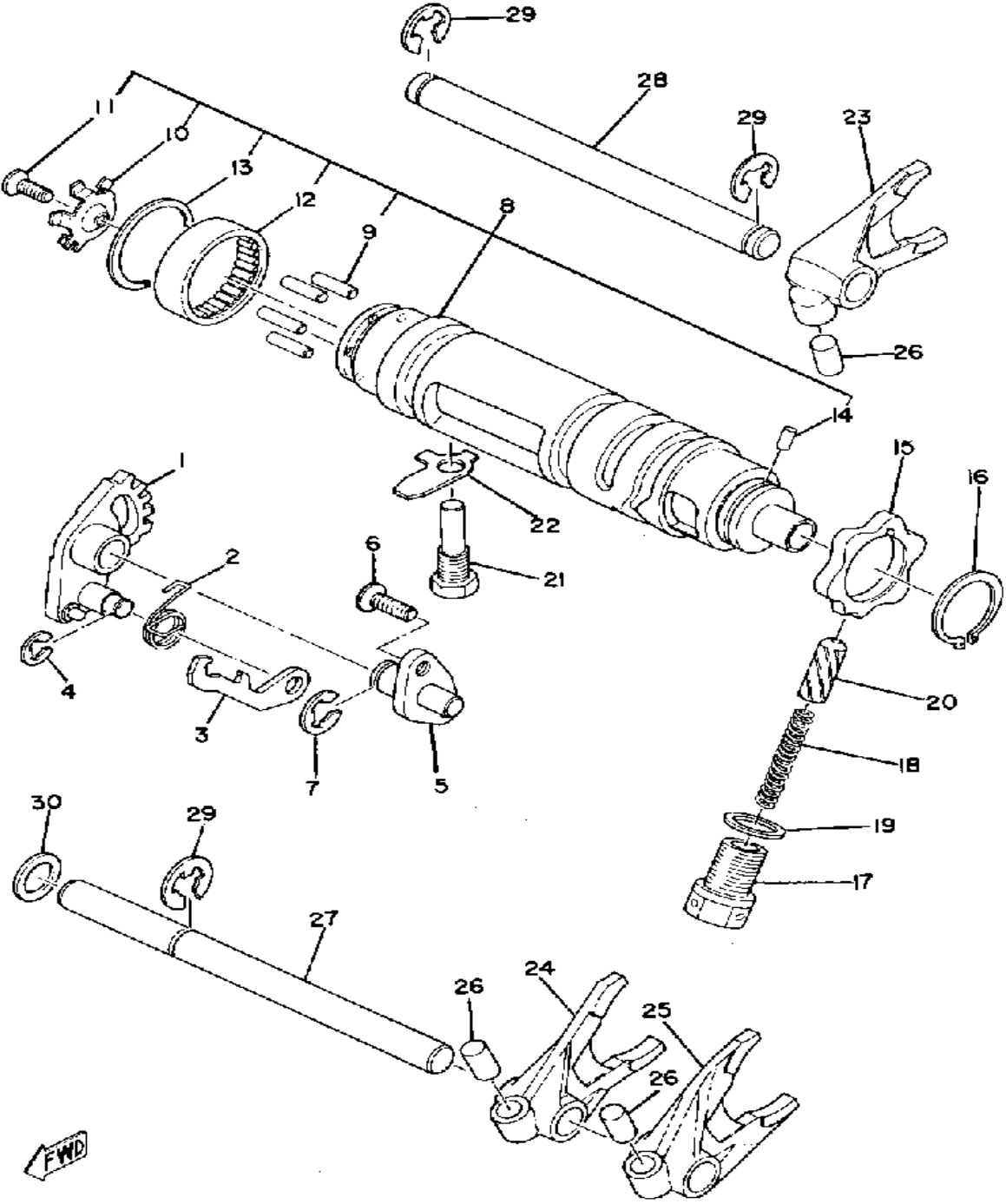
Ref. No.	Part Number	Description	Qty	Remarks
26	90340-14046-00	. PLUG, STRAIGHT SCREW ...	1	
27	214-11198-01-00	. GASKET	1	
28	99009-30400-00	. CIRCLIP	1	
29	91316-08160-00	BOLT, SOCKET HEAD	1	
30	1J7-17518-00-00	GASKET, MDL GR CASE	1	
31	99530-10014-00	PIN, DOWEL	1	
32	91311-08035-00	BOLT	1	
33	91316-08060-00	BOLT, SOCKET HEAD	3	
34	91316-08100-00	BOLT, SOCKET HEAD	2	
35	341-23469-00-00	CAP, BOLT	1	
36	1J7-46181-11-00	LABEL, OIL CAUTION	1	
37	90201-08675-00	WASHER, PLATE	6	

SHIFT CAM - FORK



Ref. No.	Part Number	Description	Qty	Remarks
1	1J7-18101-02-00	SHIFT SHAFT ASSEMBLY 1	1	
2	90201-06636-00	WASHER, PLATE	1	
3	(90560-11026-00)	SPACER	1	
4	90149-06142-00	SCREW, SPEC'L SHAPE	1	
5	95380-06600-00	NUT	1	
6	92995-06100-00	WASHER, SPRING	1	
7	90508-32052-00	SPRING, TORSION (214-18124-00)	1	
8	93102-12321-00	OIL SEAL, SD-TYPE	1	
9	90201-12575-00	WASHER, PLATE	1	
10	99006-10600-00	CIRCLIP	1	
11	90109-08441-00	BOLT	1	
12	248-18139-09-00	WASHER, LOCK	1	
13	2J2-18111-01-00	PEDAL, SHIFT	1	CHROME PLATED
14	132-18113-01-00	COVER, SHIFT PEDAL	1	
15	97011-06020-00	BOLT	1	

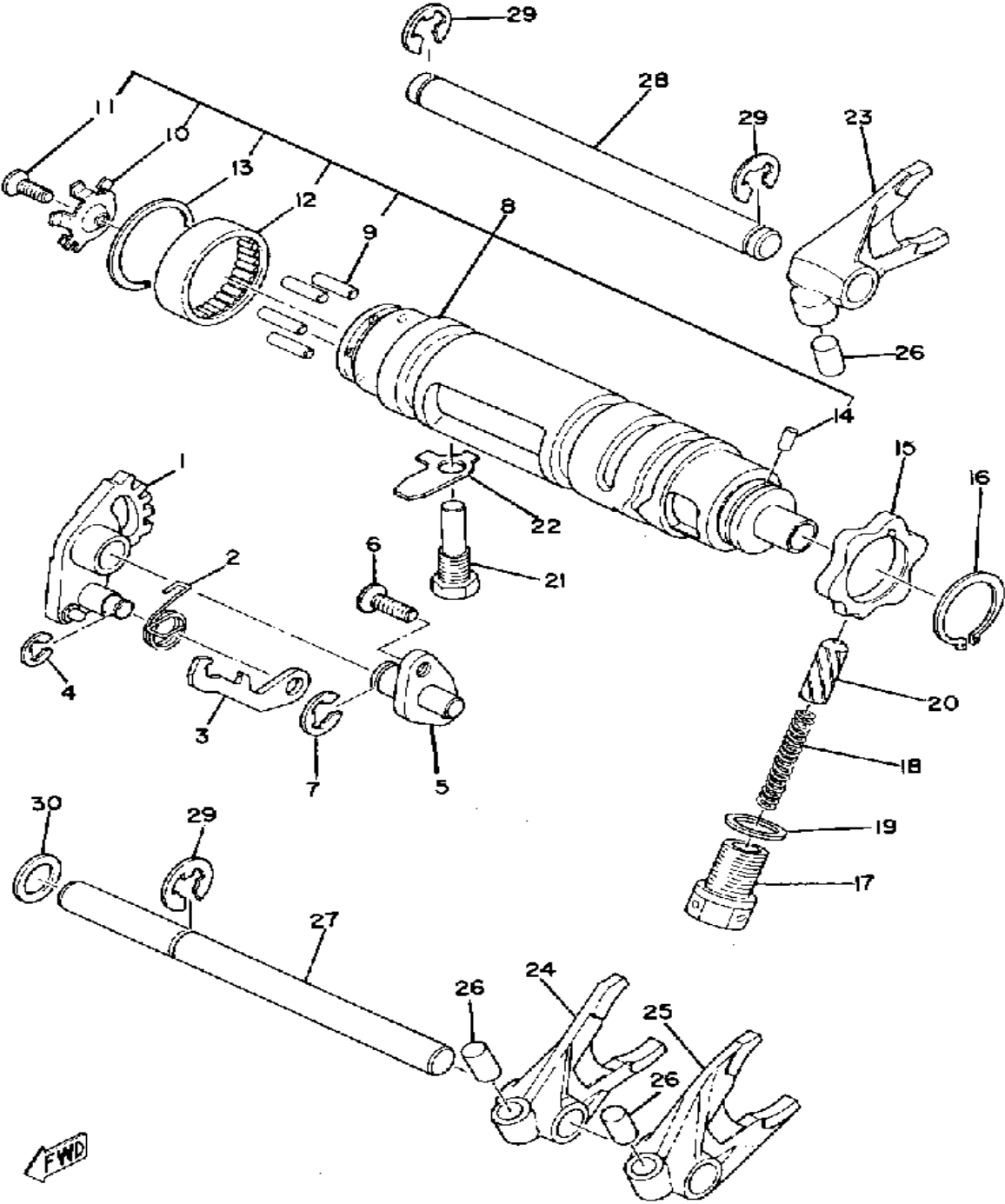
SHIFT SHAFT - PEDAL



Ref. No.	Part Number	Description	Qty	Remarks
1	1J7-18122-03-00	LEVER, SHIFT 2	1	
2	90508-10362-00	SPRING, TORSION	1	
3	1J7-18151-00-00	LEVER, SHIFT 3	1	
4	93440-08001-00	CIRCLIP, OUTER	1	
5	(1J7-18197-00-00)	SHAFT	1	
6	98603-06018-00	SCREW, OVAL HEAD	2	
7	99001-09600-00	CIRCLIP	1	
8	1J7-18540-01-00	SHIFT CAM ASSEMBLY	1	
9	93604-18058-00	. PIN, DOWEL	4	
10	1J7-18561-00-00	. PLATE, SIDE 1	1	
11	98701-05012-00	. SCREW, FLAT HEAD	1	
12	93315-23612-00	. BEARING	1	
13	93440-34025-00	. CIRCLIP	1	
14	93604-08071-00	. PIN, DOWEL	1	
15	2J2-W1814-00-00	PLATE, STOPPER	1	
16	99009-30400-00	CIRCLIP	1	
17	90149-14112-00	SCREW, SPEC'L SHAPE	1	
18	90501-10196-00	SPRING, COMPRESSION	1	
19	90430-14043-00	GASKET	1	
20	1J7-18547-00-00	STOPPER, CAM	1	
21	90109-10527-00	BOLT	1	
22	90215-10145-00	WASHER, LOCK	1	
23	1J7-18511-00-00	FORK, SHIFT 1	1	
24	1J7-18512-00-00	FORK, SHIFT 2	1	
25	1J7-18513-00-00	FORK, SHIFT 3	1	
26	90250-08017-00	PIN, STRAIGHT	3	
27	1J7-18531-00-00	BAR, SHIF FRK GDE 1	1	
28	1J7-18535-00-00	BAR, SHIF FRK GDE 2	1	
29	99006-10600-00	CIRCLIP	3	

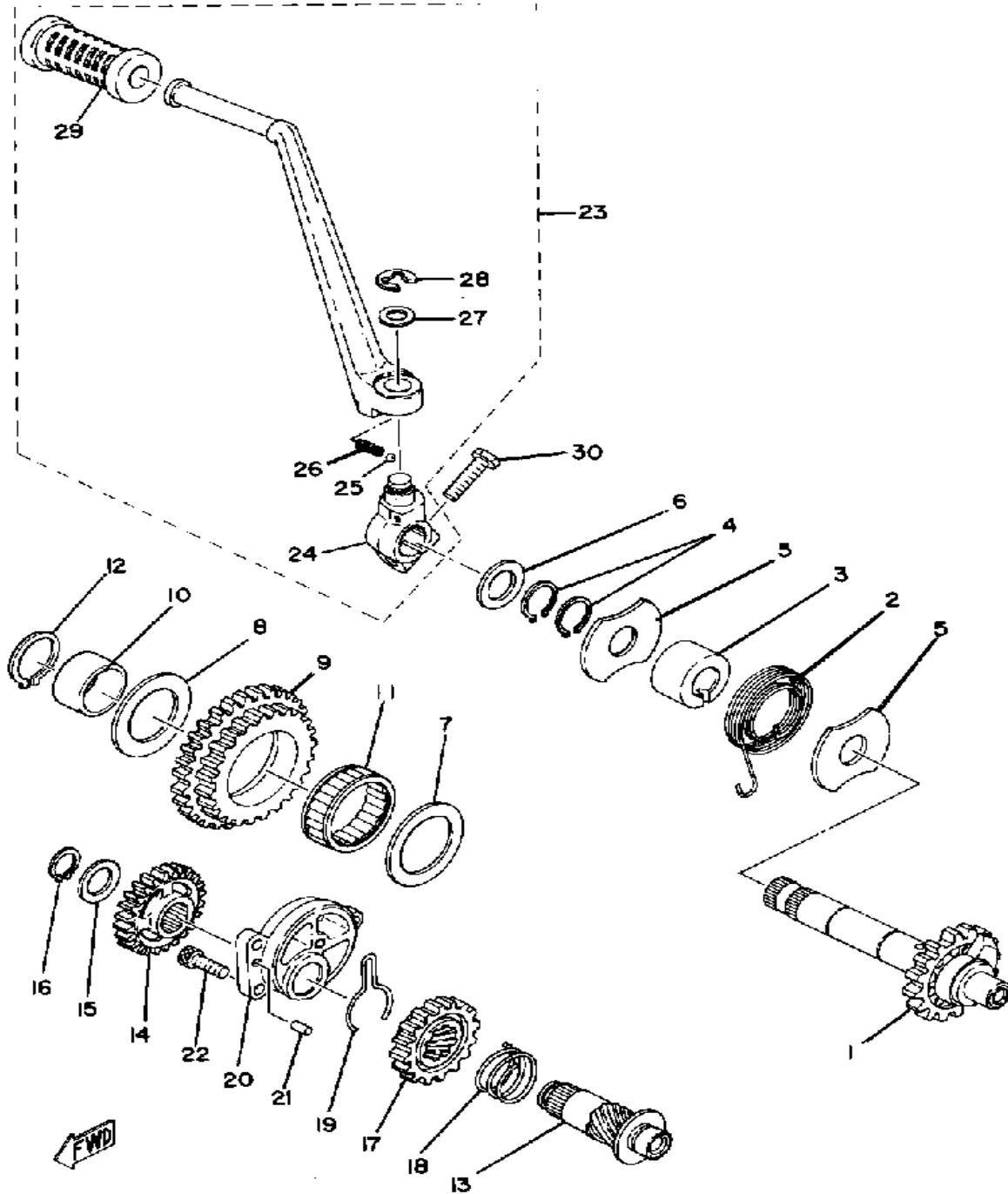
CONTINUED ON NEXT FRAME ➤

SHIFT SHAFT - PEDAL



Ref. No.	Part Number	Description	Qty	Remarks
30	90201-12176-00	WASHER, PLATE	1	

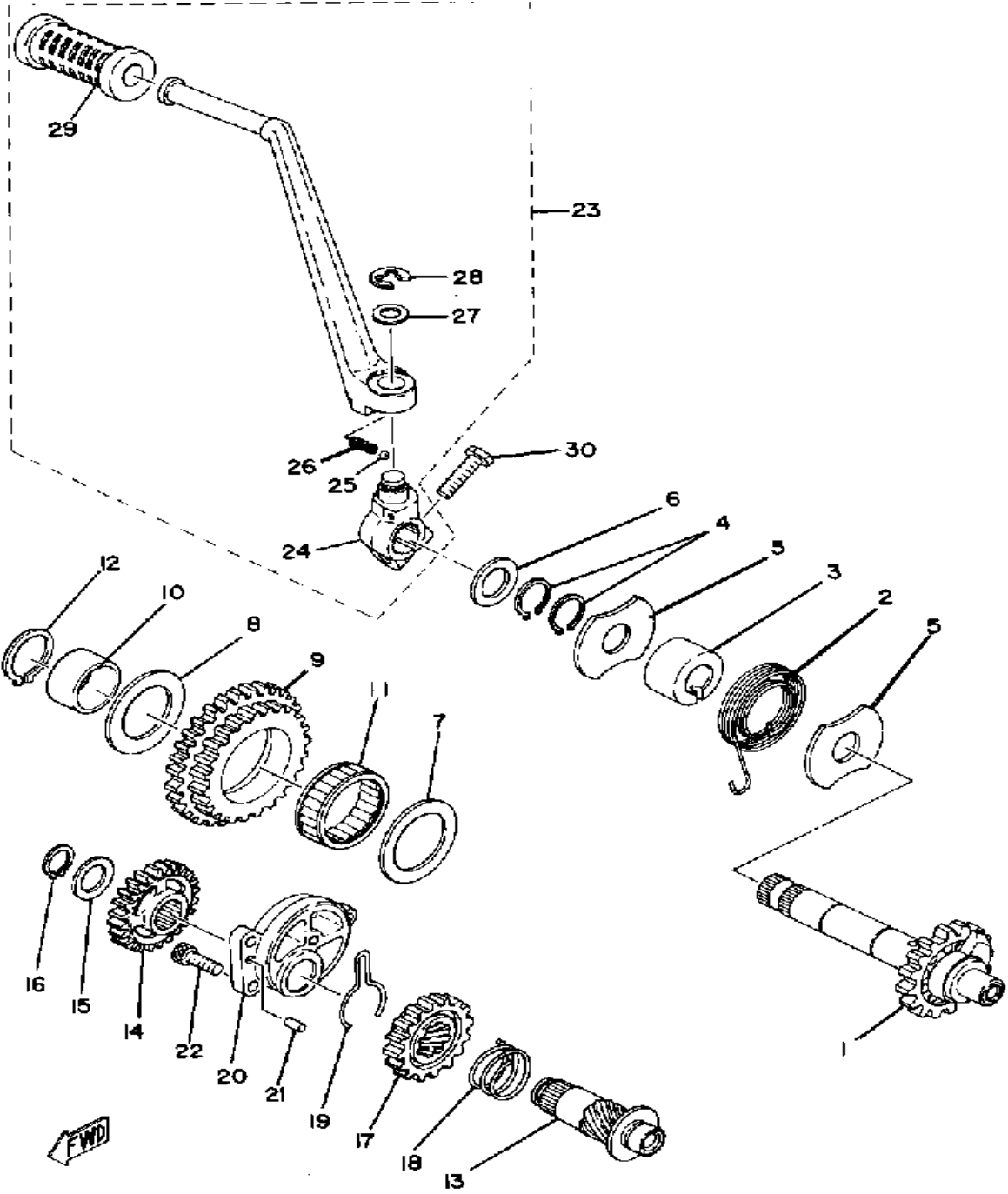
KICK STARTER



Ref. No.	Part Number	Description	Qty	Remarks
1	1J7-15660-00-00	KICK AXLE ASSEMBLY	1	
2	90508-30051-00	SPRING, TORSION	1	
3	371-15666-00-00	SPACER	1	
4	99009-20400-00	CIRCLIP	2	
5	278-15676-00-00	COVER, SPRING	2	
6	90201-20722-00	WASHER, PLATE	1	
7	(1J7-15644-00-00)	SHIM	1	
8	(1J7-15645-00-00)	SHIM, KICK SHAFT	1	
9	(1J7-15650-00-00)	IDLE GEAR ASSEMBLY	1	
10	(90387-35544-00)	COLLAR	1	
11	(93311-84026-00)	BEARING, CYLINDER.# 1	1	
12	93410-35027-00	CIRCLIP, S-TYPE (S-35)	1	
13	(1J7-15659-01-00)	SHAFT	1	
14	1J7-15527-02-00	GEAR, KICK 5	1	
15	(150-17417-00-10)	SHIM 1	1	
16	93410-17037-00	CIRCLIP	1	
17	1J7-15527-02-00	GEAR, KICK 5	1	
18	90501-15469-00	SPRING, COMPRESSION	1	
19	90468-26066-00	CLIP	1	
20	(1J7-15654-00-00)	HOLDER, KICK GEAR	1	
21	93604-10011-00	PIN, DOWEL	1	
22	91316-06020-00	BOLT, SOCKET HEAD	3	
23	2G2-15620-00-00	KICK CRANK ASSEMBLY (168-15621-01)	1	
24	583-15621-00-00	. BOSS, KICK CRANK	1	
25	93507-32031-00	. BALL	1	
26	90501-12081-00	. SPRING, COMPRESSION	1	
27	90201-15340-00	. WASHER, PLATE	1	
28	99006-10600-00	. CIRCLIP	1	

CONTINUED ON NEXT FRAME ►

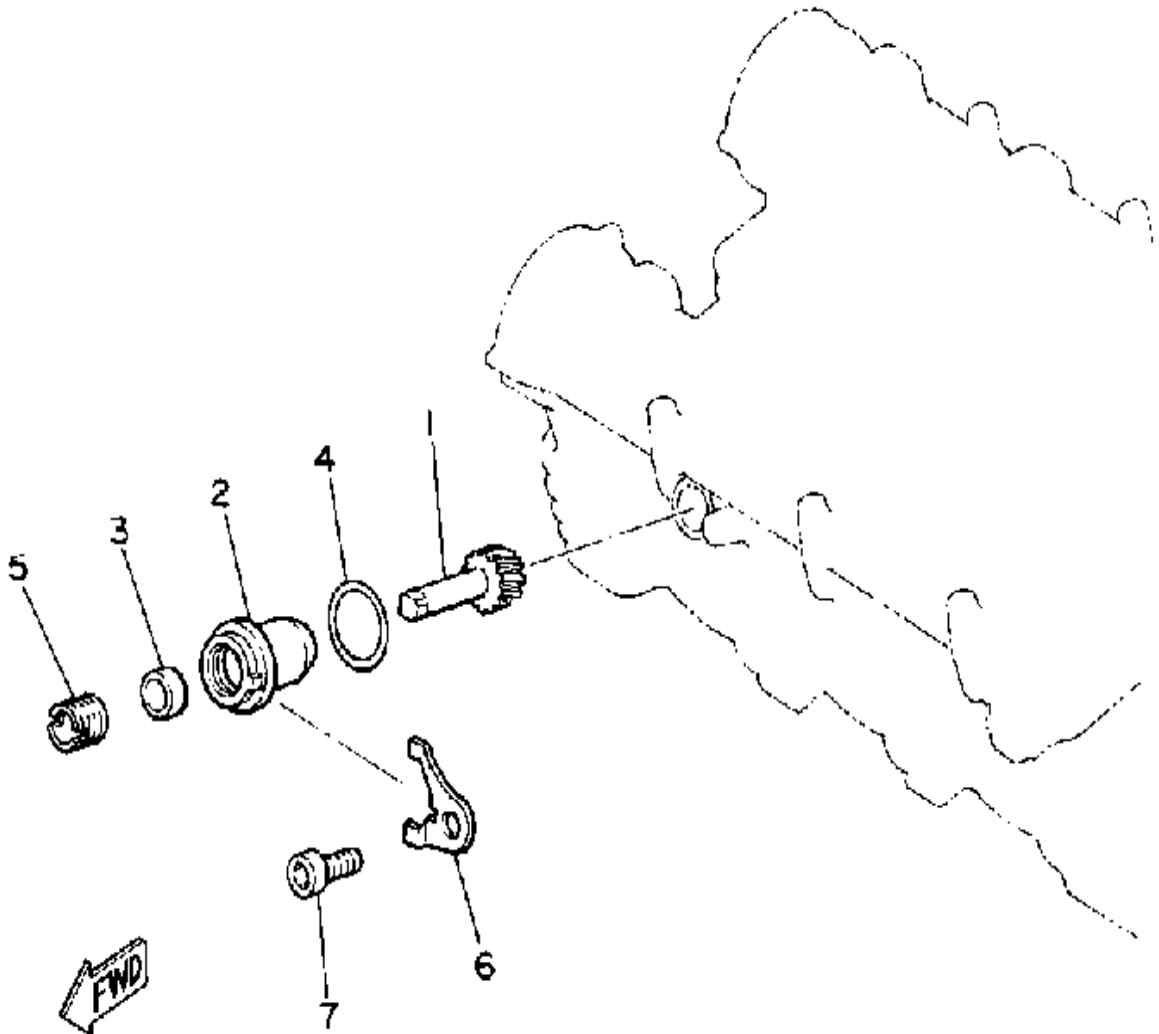
KICK STARTER



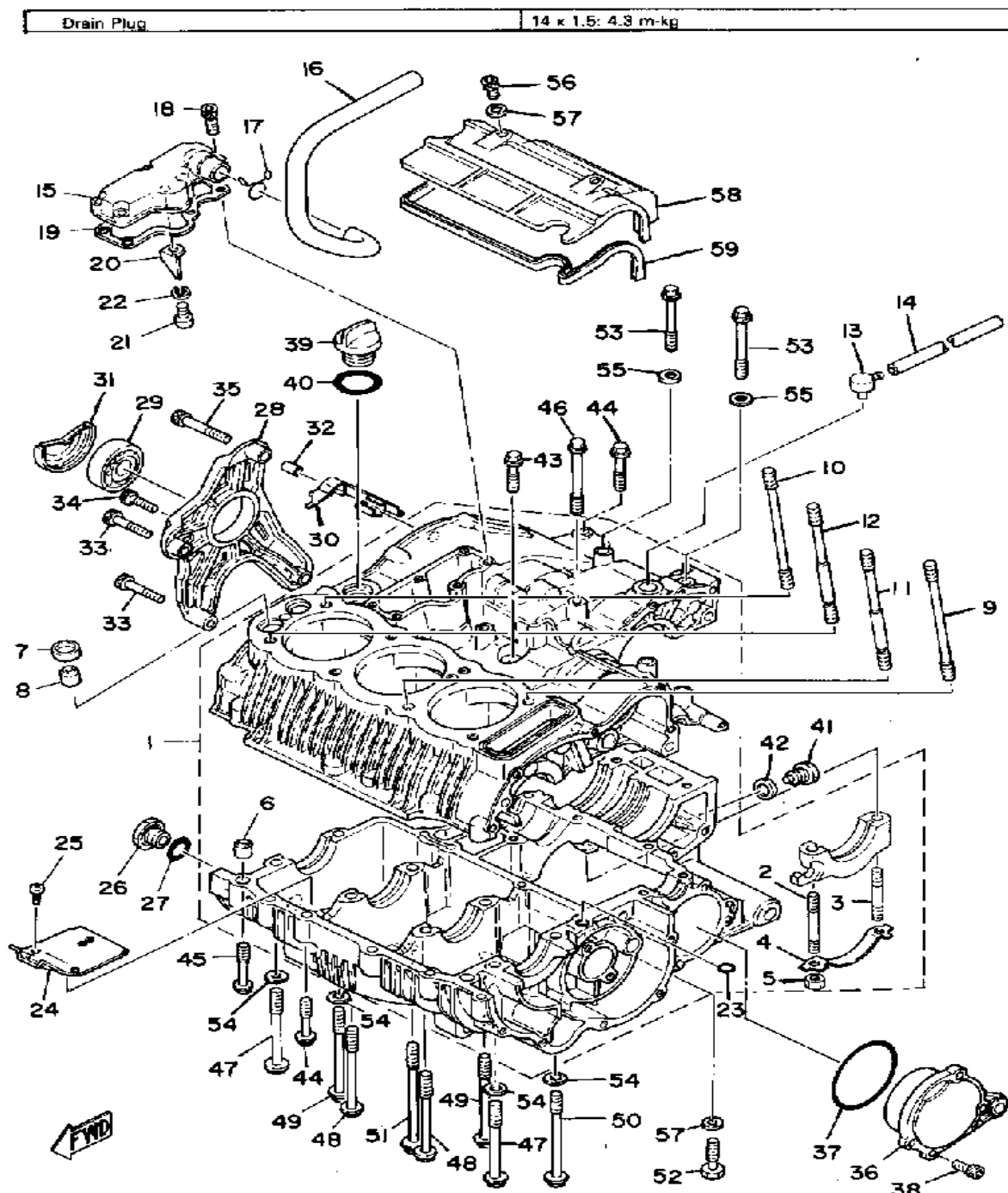
Ref. No.	Part Number	Description	Qty	Remarks
29	156-15618-01-00	. COVER, KICK LEVER	1	
30	97321-08030-00	BOLT, HEXAGON	1	

TACHOMETER GEAR

Ref. No.	Part Number	Description	Qty	Remarks
1	1J7-17841-00-00	GEAR, DRIVEN	1	
2	2F3-17811-00-00	HOUSING, TACH GEAR	1	
3	93104-07036-00	OIL SEAL, SO-TYPE	1	
4	93210-15171-00	O-RING	1	
5	256-17848-00-00	ADAPTER	1	
6	1J7-17812-00-00	STOPPER	1	
7	90110-06145-00	BOLT, HEX.SOCKET	1	



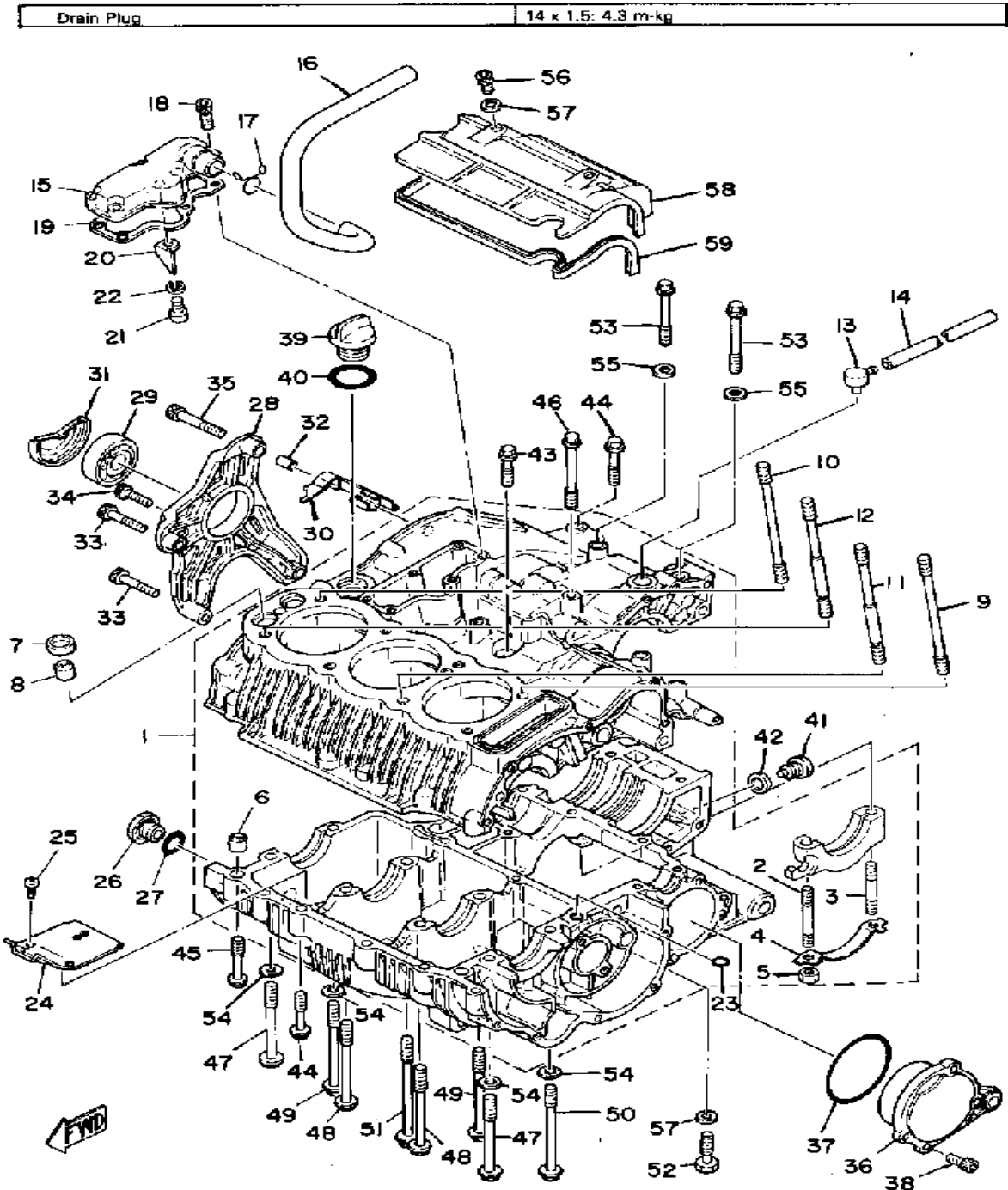
CRANKCASE



Ref. No.	Part Number	Description	Qty	Remarks
1	(3J2-15100-00-00)	CRANKCASE ASSEMBLY	1	
2	(90116-08229-00)	BOLT, STUD	1	
3	90116-08230-00	. BOLT, STUD	1	
4	2K3-15186-00-00	WASHER, LOCK	1	
5	90170-08158-00	. NUT	2	
6	99530-14016-00	. PIN, DOWEL	2	
7	1J7-11357-00-00	SEAL, CYLINDER 3	2	
8	99510-10114-00	PIN, DOWEL	2	
9	90116-10273-00	BOLT, STUD	3	
10	90116-10274-00	BOLT, STUD	1	
11	2F3-11363-00-00	BOLT, CYLINDER HOLDING 3	2	
12	2F3-11364-00-00	BOLT, CYLINDER HOLDING 4	2	
13	2H7-17591-01-00	BREATHER	1	
14	90445-07039-00	HOSE	1	
15	(2G2-11168-00-00)	COVER, BREATHER	1	
16	2F3-11166-00-00	PIPE, BREATHER 1	1	
17	90467-14015-00	CLIP	1	
18	91311-06025-00	BOLT, SOCKET HEAD	6	
19	1J7-11169-00-00	GASKET, BRTHR COVER	1	
20	(1J7-11165-00-00)	PLATE, BREATHER	1	
21	98503-06014-00	SCREW, PAN HEAD (92502-06016)	1	
22	92995-06100-00	WASHER, SPRING	1	
23	93210-09350-00	O-RING	1	
24	(2F3-15123-00-00)	PLATE, BUFFLE 1	3	
25	(90167-05002-00)	SCREW, TAPPING	9	
26	(90401-18042-00)	BOLT, UNION	1	
27	93210-18319-00	O-RING	1	
28	(1J7-15442-02-00)	HOUSING, BEARING	1	

CONTINUED ON NEXT FRAME ►

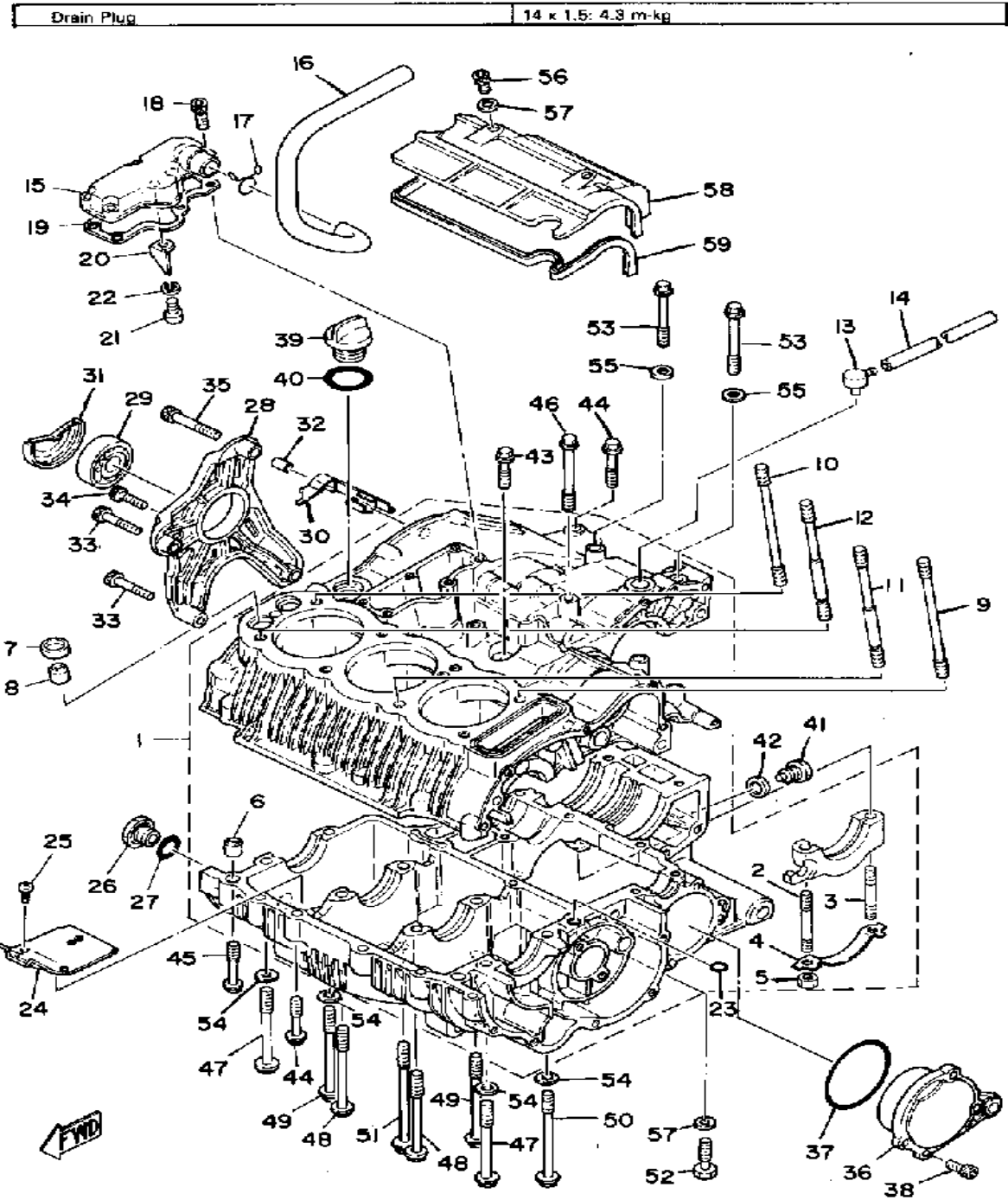
CRANKCASE



Ref. No.	Part Number	Description	Qty	Remarks
29	93306-30407-00	BEARING (B6304C3)	1	
30	(2F3-15432-01-00)	COLLECTOR, OIL	1	
31	2F3-15449-01-00	RING, RUBBER	1	
32	99510-10114-00	PIN, DOWEL	2	
33	91316-08040-00	BOLT, SOCKET HEAD	2	
34	91316-08025-00	BOLT, SOCKET HEAD	1	
35	91316-08050-00	BOLT	1	
36	(3J2-15164-00-00)	HOUSING, BEARING 2	1	
37	93210-71462-00	O-RING	1	
38	91311-06020-00	BOLT, SOCKET HEAD	4	
39	2F3-15363-00-00	PLUG, OIL	1	
40	93210-29198-00	O-RING	1	
41	90340-14118-00	PLUG, STRAIGHT	1	
42	214-11198-01-00	GASKET	1	
43	95811-08035-00	BOLT, FLANGE (95821-08035)	1	
44	95811-08045-00	BOLT, FLANGE (JN5)	11	
45	95811-08050-00	BOLT, FLANGE (95812-08050)	1	
46	95821-08085-00	BOLT, FLANGE	1	
47	95821-10095-00	BOLT, FLANGE	2	
48	95811-10100-00	BOLT, FLANGE	2	
49	(95821-10105-00)	BOLT, FLANGE	2	
50	95821-10115-00	BOLT, FLANGE	1	
51	(95821-10125-00)	BOLT, FLANGE	1	
52	97313-08040-00	BOLT, HEXAGON (97322-08040)	1	
53	95811-08075-00	BOLT, FLANGE	3	
54	90201-10128-00	WASHER, PLATE	4	
55	90201-084G3-00	WASHER, PLATE	3	
56	91316-06012-00	BOLT, SOCKET HEAD	2	
57	92990-06200-00	WASHER	2	

CONTINUED ON NEXT FRAME ➤

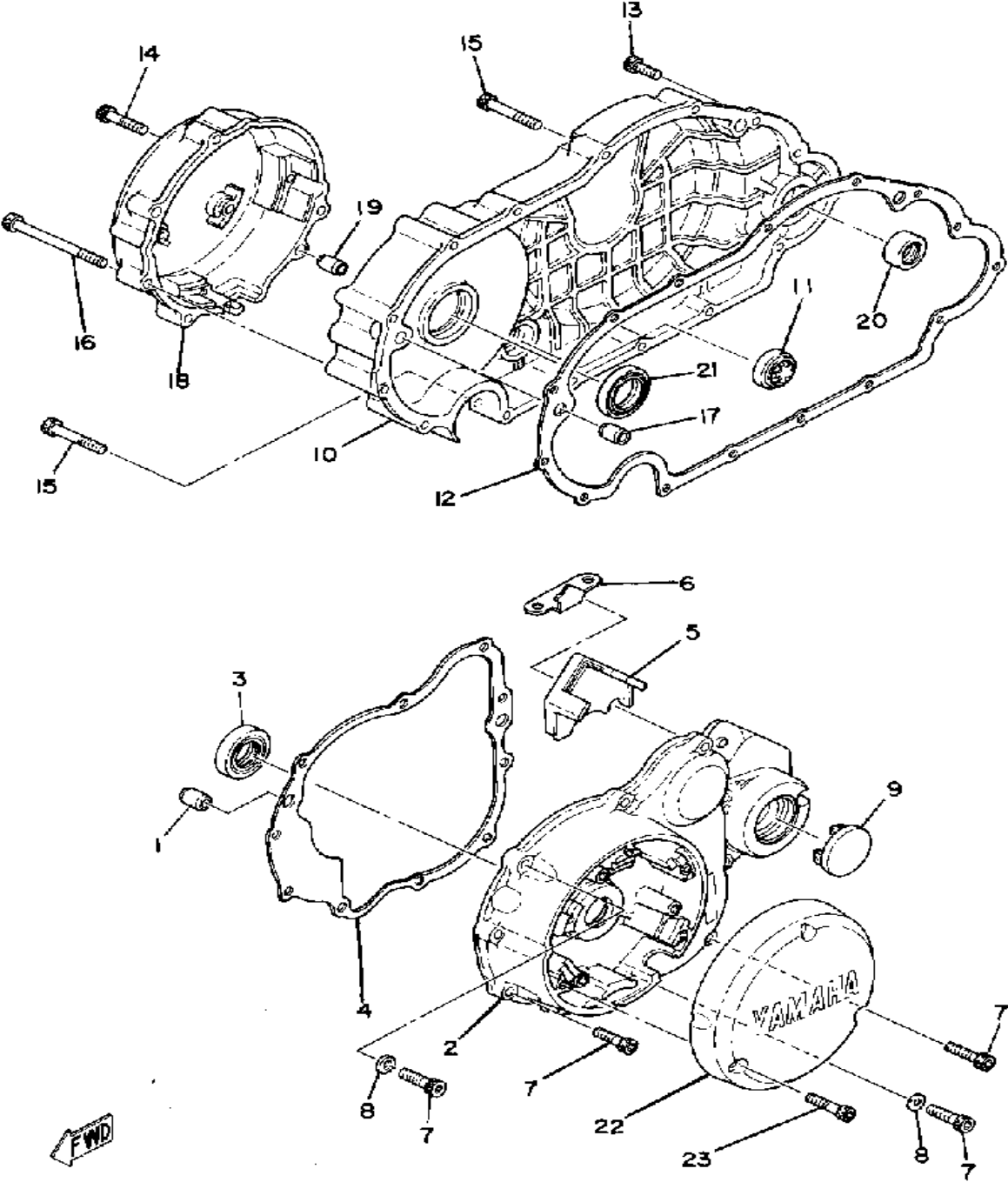
CRANKCASE



Ref. No.	Part Number	Description	Qty	Remarks
----------	-------------	-------------	-----	---------

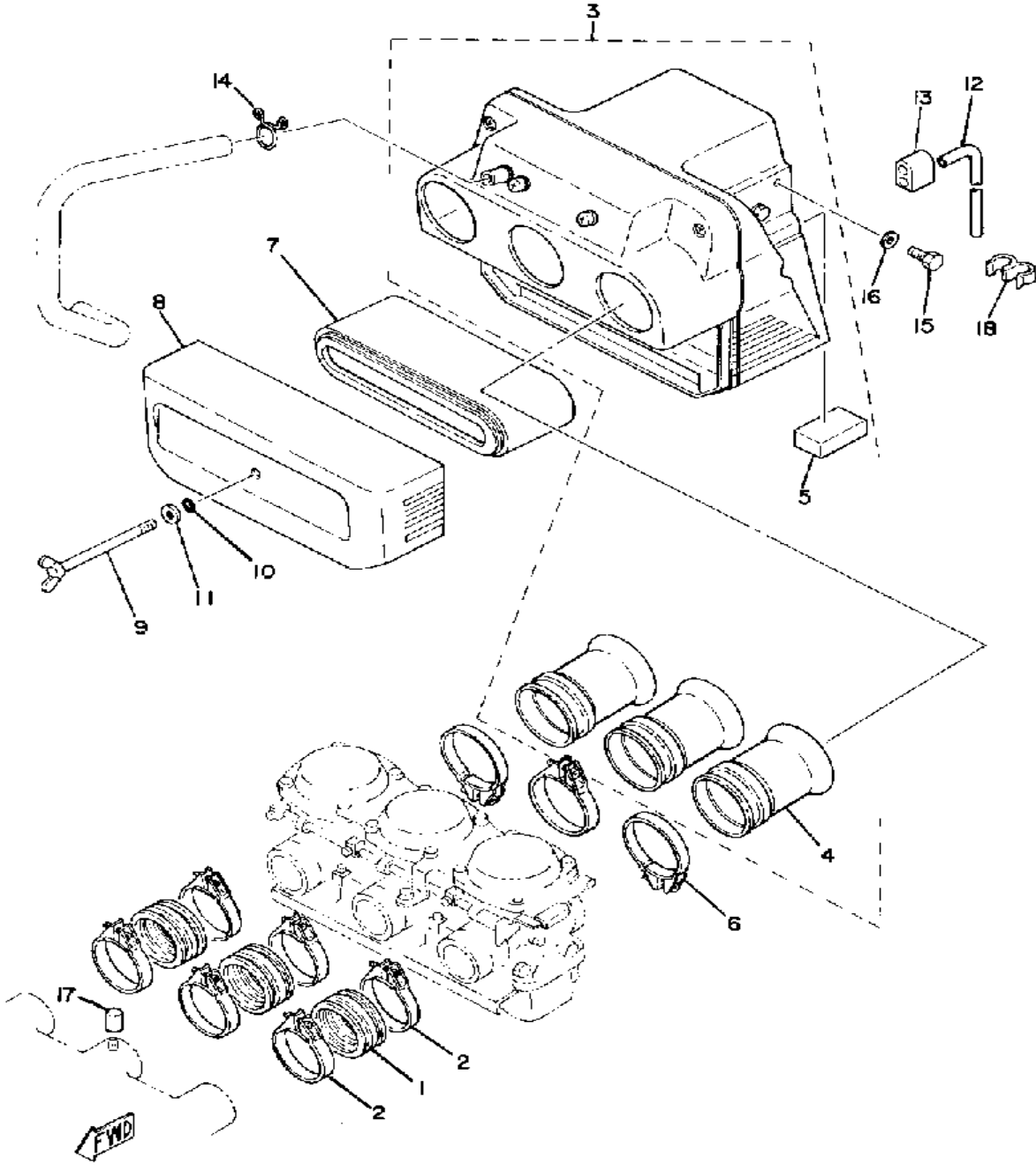
58	(2G2-15436-00-00)	COVER, STRTG MOTOR 1	
59	1J7-15446-00-00	GSKT, STRTG MTR CVR 1	

CRANKCASE COVER



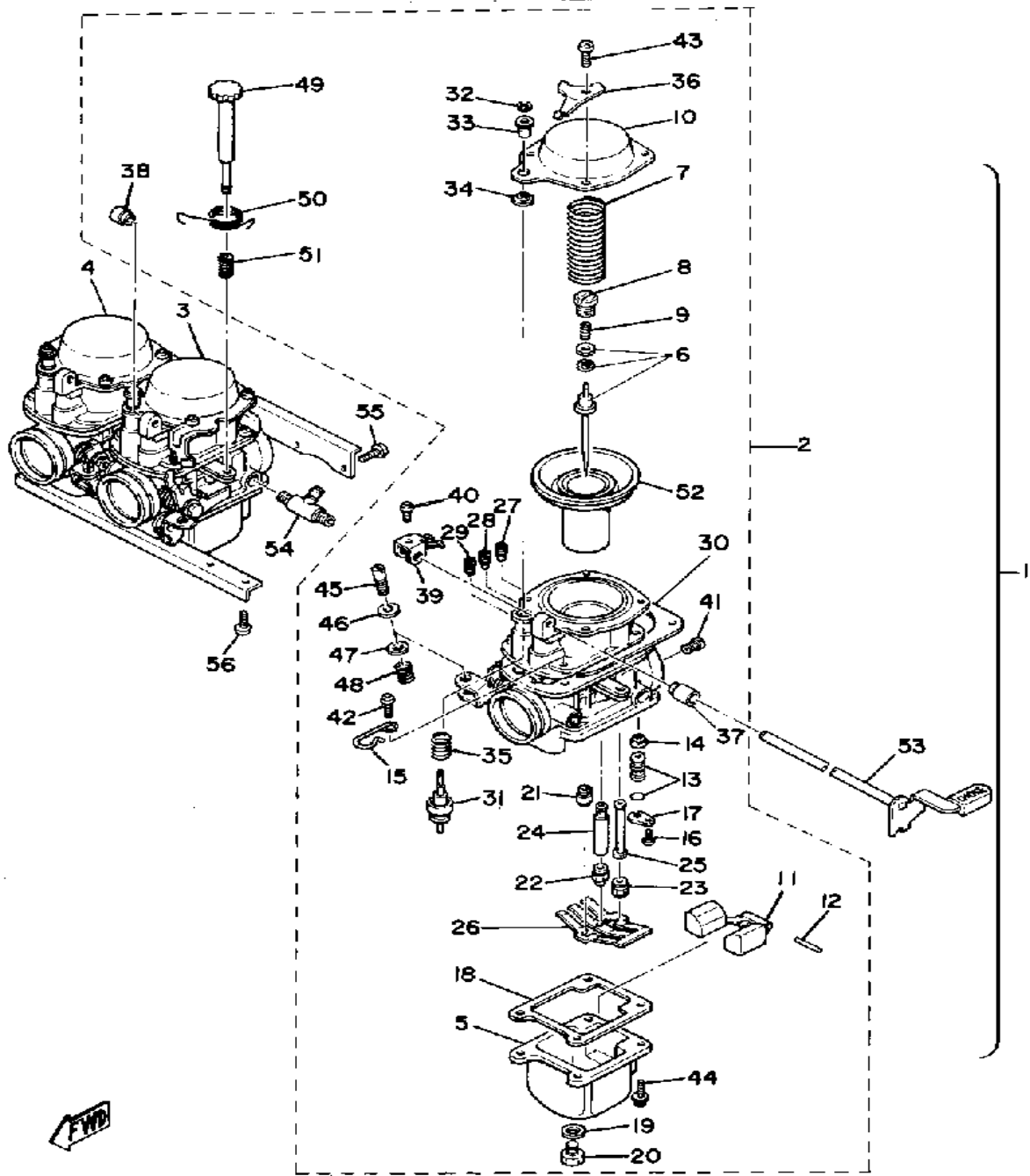
Ref. No.	Part Number	Description	Qty	Remarks
1	99510-12016-00	PIN, DOWEL	2	
2	2G2-15410-01-00	CRCS COVER ASSEMBLY L	1	
3	93102-24154-00	OIL SEAL, SD-TYPE	1	
4	1J7-15461-00-00	GASKET, CRCS CVR 2	1	
5	1J7-15474-00-00	SEAL, AIR DUCT	1	
6	1J7-15497-00-00	PLATE, DUST SEAL	1	
7	91311-06025-00	BOLT, SOCKET HEAD	11	
8	92901-06600-00	WASHER	2	
9	1J7-15417-02-00	COVER, CAP	1	
10	4H1-15431-00-00	COVER, CRANKCASE 3	1	
11	2H7-15361-00-00	GAUGE, LEVEL	1	
12	1J7-15451-00-00	GASKET, CRCS COVER	1	
13	91316-06018-00	BOLT, SOCKET HEAD	4	
14	91311-06030-00	BOLT, SOCKET HEAD	1	
15	91316-06040-00	BOLT, SOCKET HEAD	7	
16	91316-06080-00	BOLT	4	
17	99510-10114-00	PIN, DOWEL	4	
18	2G2-15415-00-00	COVER, GENERATOR	1	
19	99510-08016-00	PIN, DOWEL	2	
20	93102-20108-00	OIL SEAL	1	
21	93102-25153-00	OIL SEAL, SD-TYPE	1	
22	2G2-15416-00-00	COVER, OIL PUMP	1	
23	91311-06030-00	BOLT, SOCKET HEAD	3	

INTAKE



Ref. No.	Part Number	Description	Qty	Remarks
1	2F3-13586-01-00	JOINT, CARBURETOR 1 (2F3-13586-00)	3	
2	90460-54137-00	CLAMP, hose	6	
3	2F3-W1441-05-00	. AIR CLEANER CASE	1	
4	2F3-14453-00-00	. JOINT, AIR CLNR 1	3	
5	(2F3-14452-01-00)	SEAL	1	
6	90460-58015-00	CLAMP, HOSE	3	
7	4E2-14451-00-00	ELEMENT, AIR CLNR	1	
8	2F3-14422-00-00	CAP, CLEANER CASE 2	1	
9	90122-06006-00	BOLT, WING	1	
10	93210-06257-00	O-RING	1	
11	92990-06200-00	WASHER	1	
12	90445-07434-00	HOSE	1	
13	(2F3-14445-00-00)	GROMMET	1	
14	90467-14015-00	CLIP	1	
15	97011-06020-00	BOLT	4	
16	92990-06200-00	WASHER	4	
17	16G-13569-00-00	PLUG, BLIND	1	
18	(2F3-14454-00-00)	JOINT	1	

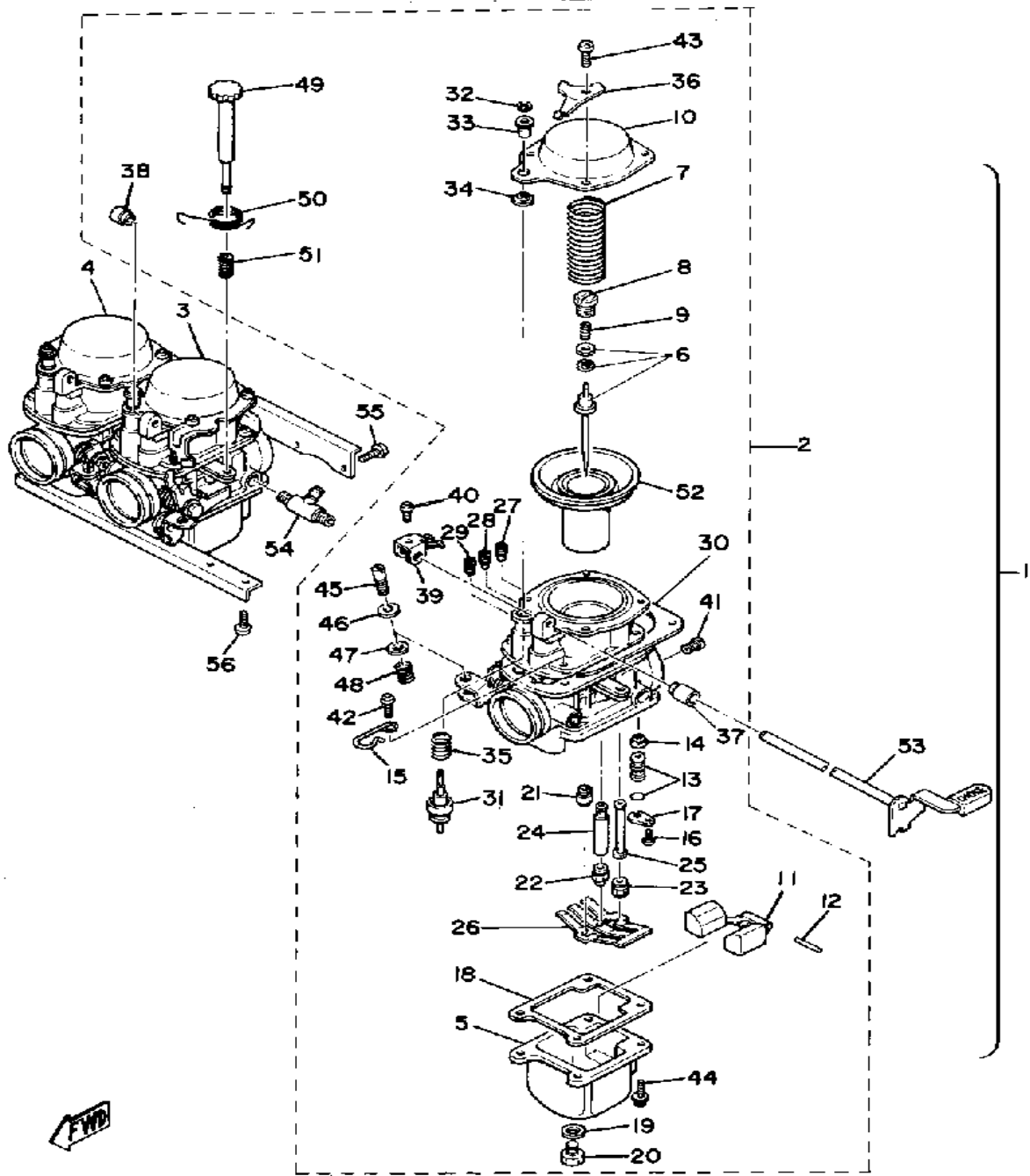
CARBURETOR



Ref. No.	Part Number	Description	Qty	Remarks
1	(3J2-14900-00-00)	UNAVAILABLE IN PRICE BOOK	1	N/A
2	(3J2-14901-00-00)	CARBURETOR ASSEMBLY 1	1	
3	(3J2-14902-00-00)	CARBURETOR ASSEMBLY 2	1	
4	(3J2-14903-00-00)	CARBURETOR ASSEMBLY 3	1	
5	(3J3-14981-00-00)	BODY, FLOAT CHAMBER	3	
6	3J3-W1418-01-00	.. JET, NEEDLE	3	
7	(3J3-14933-00-00)	SPRING, DIAPHRAGM	3	
8	(4H7-14936-00-00)	SEAT, SPRING	3	
9	(3J3-14589-00-00)	SPRING	3	
10	(3J3-14958-00-00)	COVER, DIAPHRAGM	3	
11	3J3-14985-00-00	.. FLOAT	3	
12	3J3-14186-00-00	.. PIN, FLOAT	3	
13	3J3-14147-00-00	.. O-RING	3	
	3J3-W1496-20-00	.. NEEDLE VALVE ASSEMBLY	3	
14	(3J3-14994-00-00)	NET, FILTER	3	
15	(3J3-14937-00-00)	CLIP	1	
16	98580-04008-00	.. SCREW, PAN HEAD	3	
17	(3J3-14146-00-00)	PLATE	3	
18	3J3-14984-00-00	.. GASKET, FLOAT CHMBR	3	
19	3J3-14953-00-00	.. WASHER	3	
20	(3J3-14991-00-00)	SCREW	3	
21	3J3-14561-00-00	.. O-RING	3	
	3J3-W4943-42-00	.. JET, MAIN	3	
22	3J3-14561-00-00	.. O-RING	3	
	3J3-W1448-40-00	.. JET, PILOT	3	
23	3J3-14561-00-00	.. O-RING	3	
	3J3-W1461-40-00	.. JET, STARTER	3	
24	3J3-14924-00-00	.. EMULSION TUBE, SLOW	3	
25	3J3-14947-15-00	.. JET, NEEDLE	3	

CONTINUED ON NEXT FRAME ➤

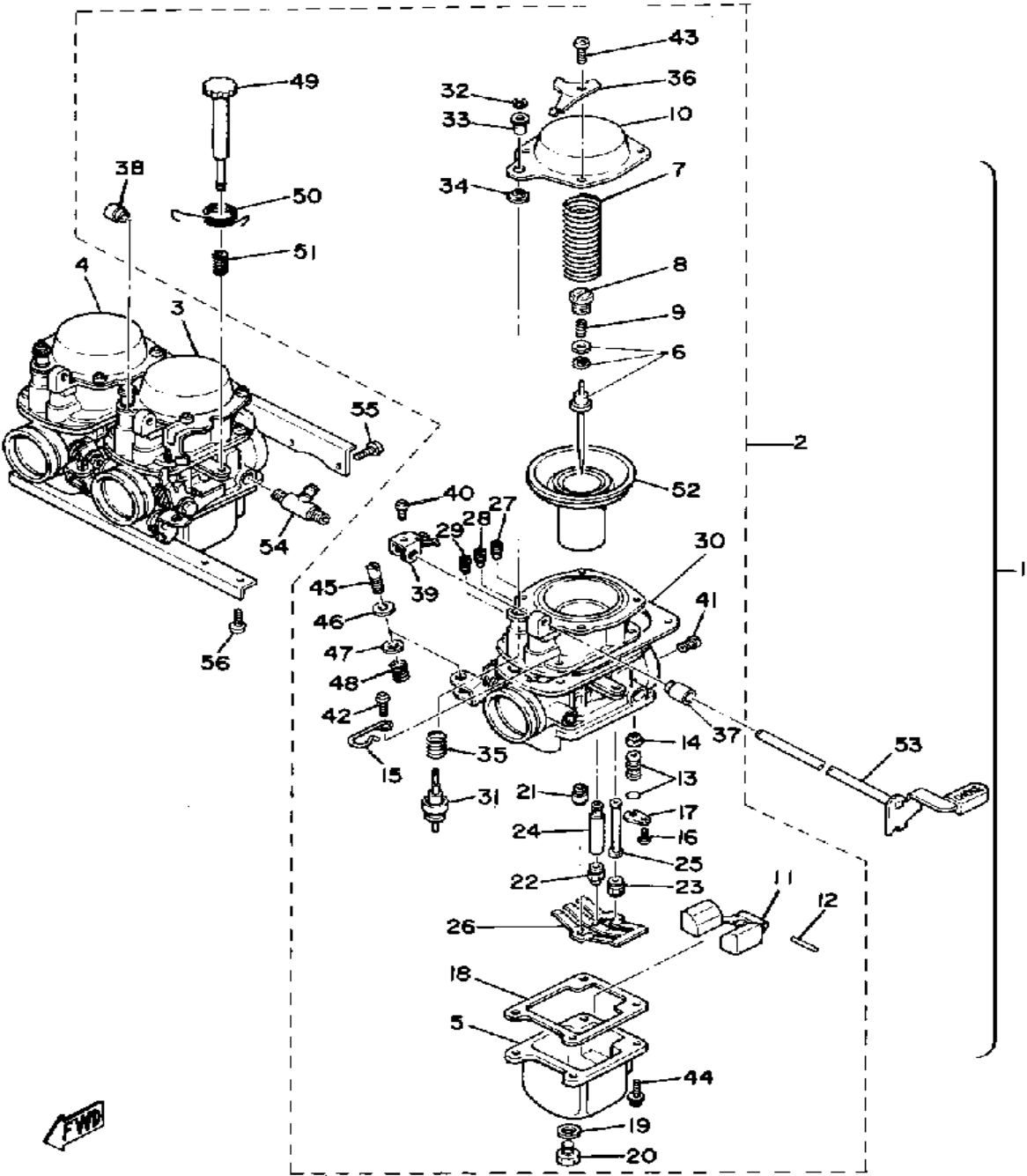
CARBURETOR



Ref. No.	Part Number	Description	Qty	Remarks
26	(3J3-14956-00-00)	WASHER	3	
27	(3J3-14928-10-00)	JET, MAIN AIR	3	
28	3J3-14949-31-00	.. JET, PILOT AIR	3	
29	(3J3-14983-12-00)	NOZZLE, STARTER	3	
30	3J3-14959-00-00	.. GASKET	3	
31	3J3-14171-00-00	.. PLUNGER, STARTER	3	
32	3J3-14955-00-00	.. WASHER	3	
33	3J3-14968-00-00	.. CAP	3	
34	3J3-14173-00-00	.. COVER, PLUNGER CAP ...	3	
35	3J3-14135-00-00	.. SPRING, PLUNGER	3	
36	(3J3-14996-00-00)	PIPE	1	
37	(3J3-14998-00-00)	BUSH	1	
38	(3J3-14973-00-00)	WASHER	2	
39	(3J3-14905-00-00)	LEVER, STARTER	3	
40	(3J3-14991-00-00)	SCREW	3	
41	(3J3-14989-20-00)	ORIFICE, AIR VENT	6	
42	98580-05014-00	.. SCREW, PAN HEAD	15	
43	98580-05006-00	.. SCREW, PAN HEAD	12	
44	98580-05016-00	.. SCREW, PAN HEAD	12	
45	(3J3-14922-00-00)	SCREW, THROTTLE	2	
46	(3J3-14951-00-00)	WASHER	2	
47	(3J3-14952-00-00)	WASHER	2	
48	(3J3-14133-00-00)	SPRING, THRTL STOP	2	
49	(3J3-14122-00-00)	SCREW, THROTTLE	1	
50	(3J3-14938-00-00)	SPRING	1	
51	3J3-14934-00-00	.. SPRING, THRTL STOP	1	
52	(3J3-14940-00-00)	DIAPHRAGM ASSEMBLY	3	
53	(3J3-14978-00-00)	SHAFT, STARTER LVR	1	
54	(3J3-14988-01-00)	PIPE, STARTER CON	2	

CONTINUED ON NEXT FRAME ➤

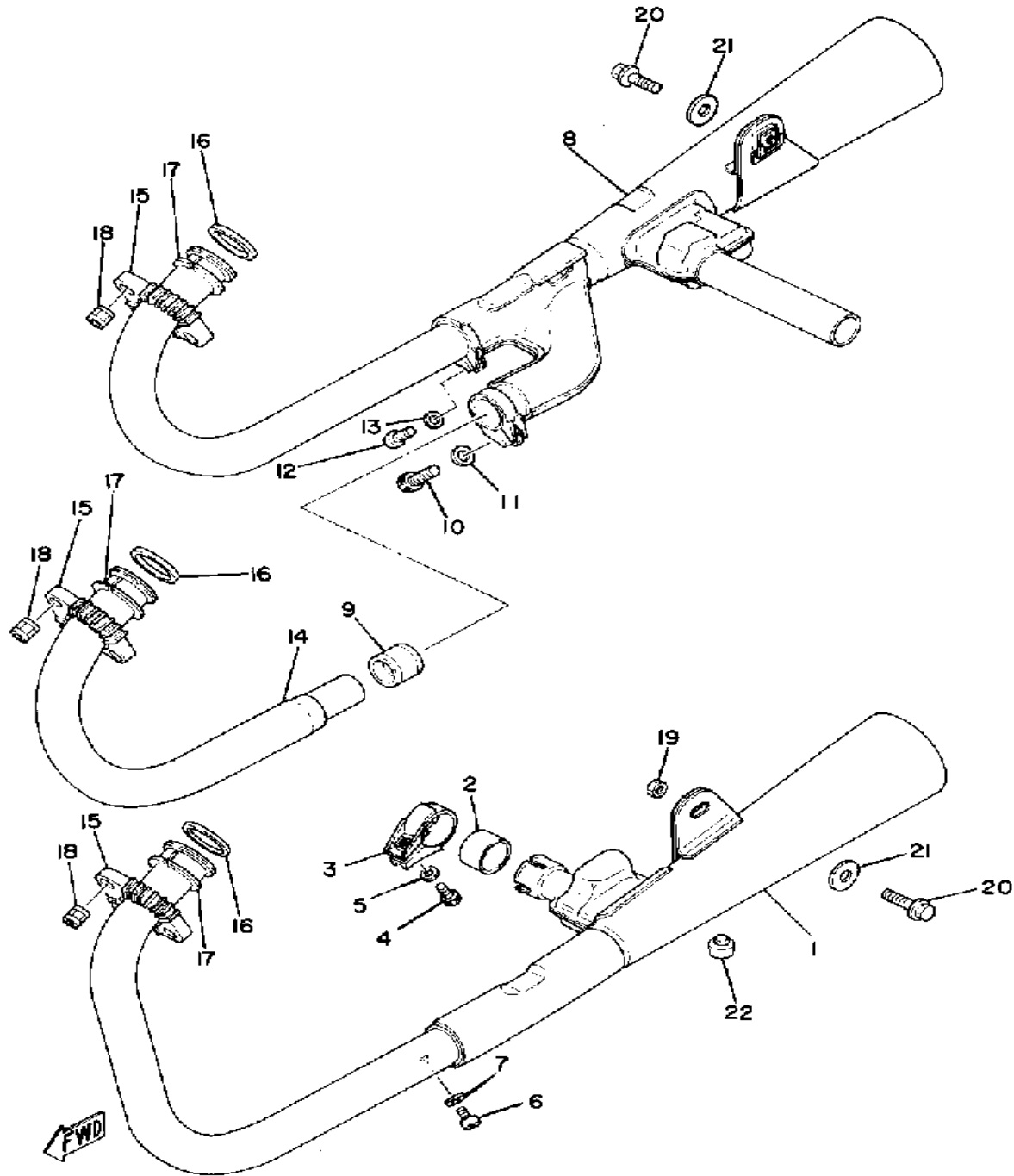
CARBURETOR



Ref. No.	Part Number	Description	Qty	Remarks
54	3J3-14147-00-00	.. O-RING	3	
55	98580-05012-00	. SCREW, PAN HEAD	6	
56	98503-06014-00	. SCREW, PAN HEAD (92502-06016)	6	

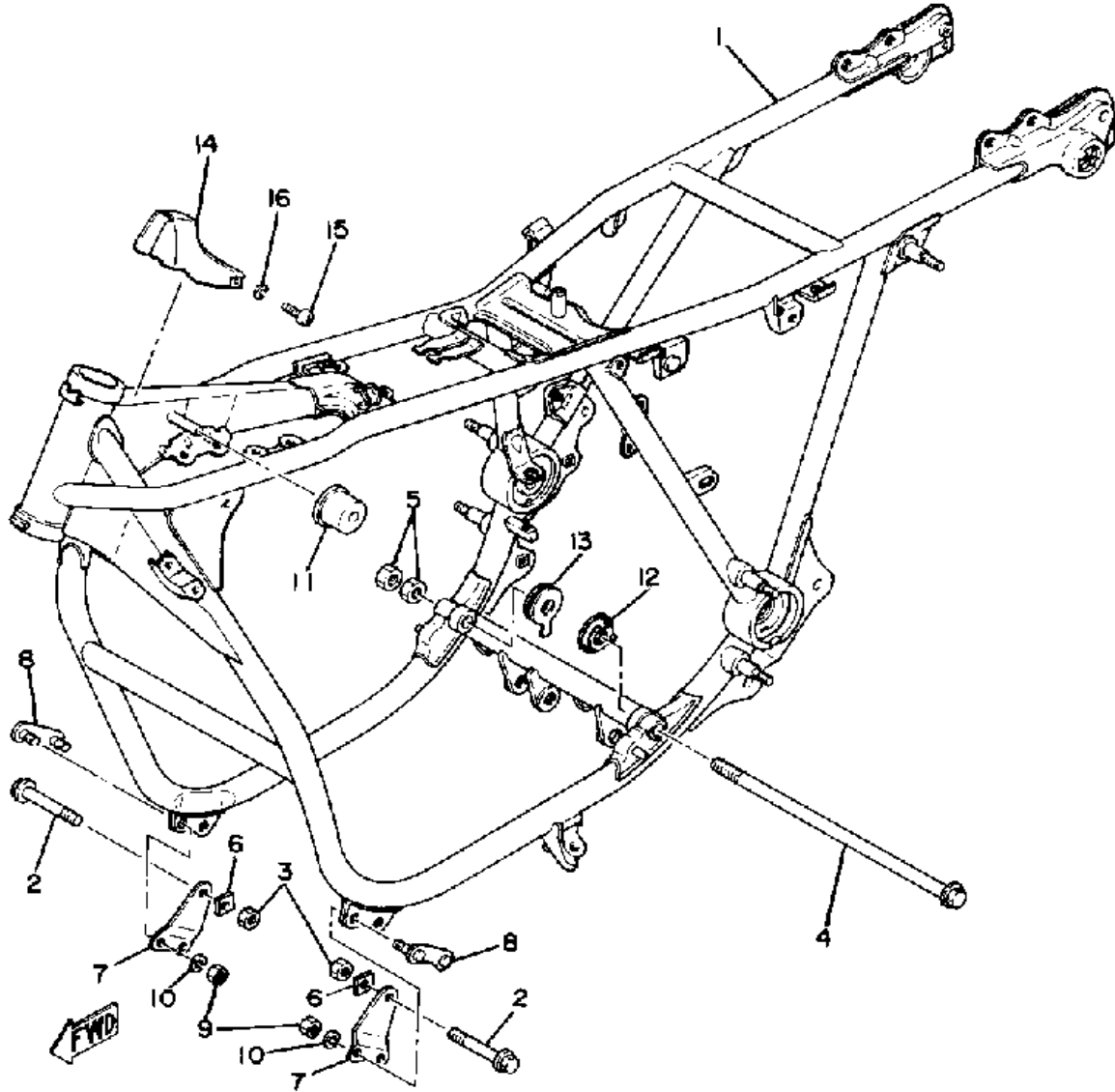


EXHAUST



Ref. No.	Part Number	Description	Qty	Remarks
1	(3J2-14710-02-00)	MUFFLER ASSEMBLY L	1	
2	1L9-14714-01-00	GASKET, MUFFLER	1	
3	1L9-14788-00-00	BAND, SILENCER	1	
4	91316-06025-00	BOLT	1	
5	92901-06600-00	WASHER	1	
6	98503-06014-00	SCREW, PAN HEAD (92502-06016)	1	
7	92901-06600-00	WASHER	1	
8	3J2-14720-02-00	MUFFLER ASSEMBLY R	1	
9	1JK-14714-00-00	GASKET, MUFFLER	1	
10	91316-08025-00	BOLT, SOCKET HEAD	1	
11	92901-08600-00	WASHER	1	
12	98503-06014-00	SCREW, PAN HEAD (92502-06016)	1	
13	92901-06600-00	WASHER	1	
14	3J2-14621-01-00	PIPE, EXHAUST R	1	
15	(4H1-14612-00-00)	NUT, RING	3	
16	4BE-14613-00-00	GASKET, EXHAUST PIPE	3	
17	1J7-14614-00-00	FLANGE, EXST PIPE	6	
18	90179-08004-00	NUT	6	
19	90179-10276-00	NUT, SPEC'L SHAPE	1	
20	95801-10035-00	BOLT, FLANGE	2	
21	90201-10714-00	WASHER, PLATE	2	
22	371-27114-00-00	STOPPER, MAIN STAND	1	
	3J2-14118-00-00	PLUG	3	ALTERNATE PARTS (PILOT SCREW)

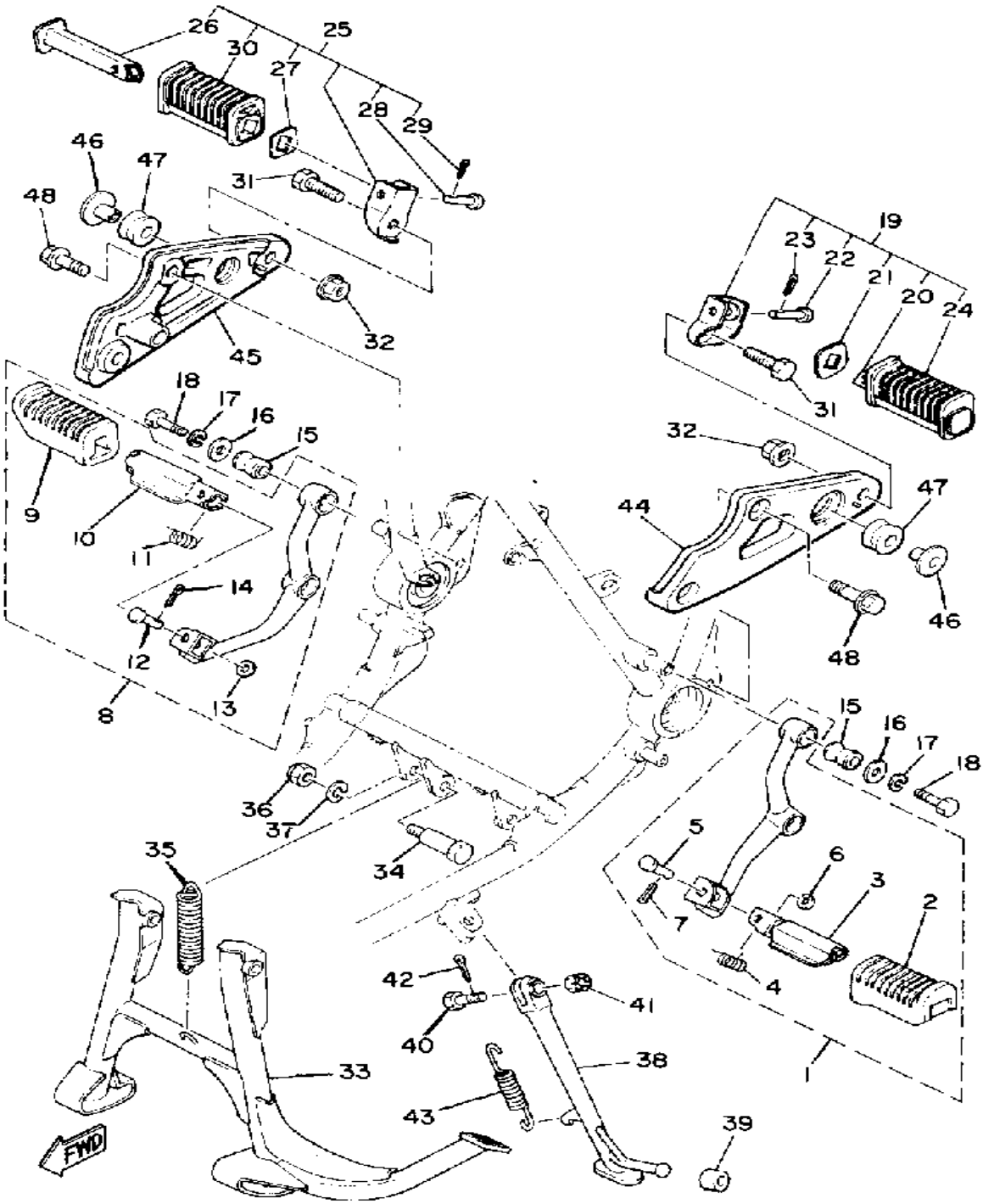
	XS850SG-B	XS850SG-R	3J2
Initial Engine Number / Frame Number	3J2-000101 / 3J2-000101		



FRAME

Ref. No.	Part Number	Description	Qty	Remarks
1	(3J2-21110-03-33)	FRAME	1	YAMAHA BLACK
2	95811-10040-00	BOLT, FLANGE (95801-10040) .	2	
3	95601-10100-00	NUT, U (95602-10100-00)	2	
4	90109-12501-00	BOLT	1	
5	95311-12700-00	NUT	2	
6	(90209-10147-00)	WASHER, SPEC'L SHAP	2	
7	2G2-21316-00-00	STAY, ENGINE 3	2	
8	2G2-21418-00-00	BRACKET, FRT LWR 2	2	
9	95333-08600-00	NUT	4	
10	92990-08100-00	WASHER	4	
11	2G2-21347-00-00	BRACKET, TANK FTNG	2	
12	2G2-21485-00-00	DAMPER, RUBBER 1	1	
13	2G2-21486-00-00	DAMPER 2	1	
14	(3J2-2139R-00-00)	COVER 2	1	
15	98516-05012-00	SCREW, PAN HEAD 4CG	2	
16	92906-05600-00	WASHER, PLATE	2	

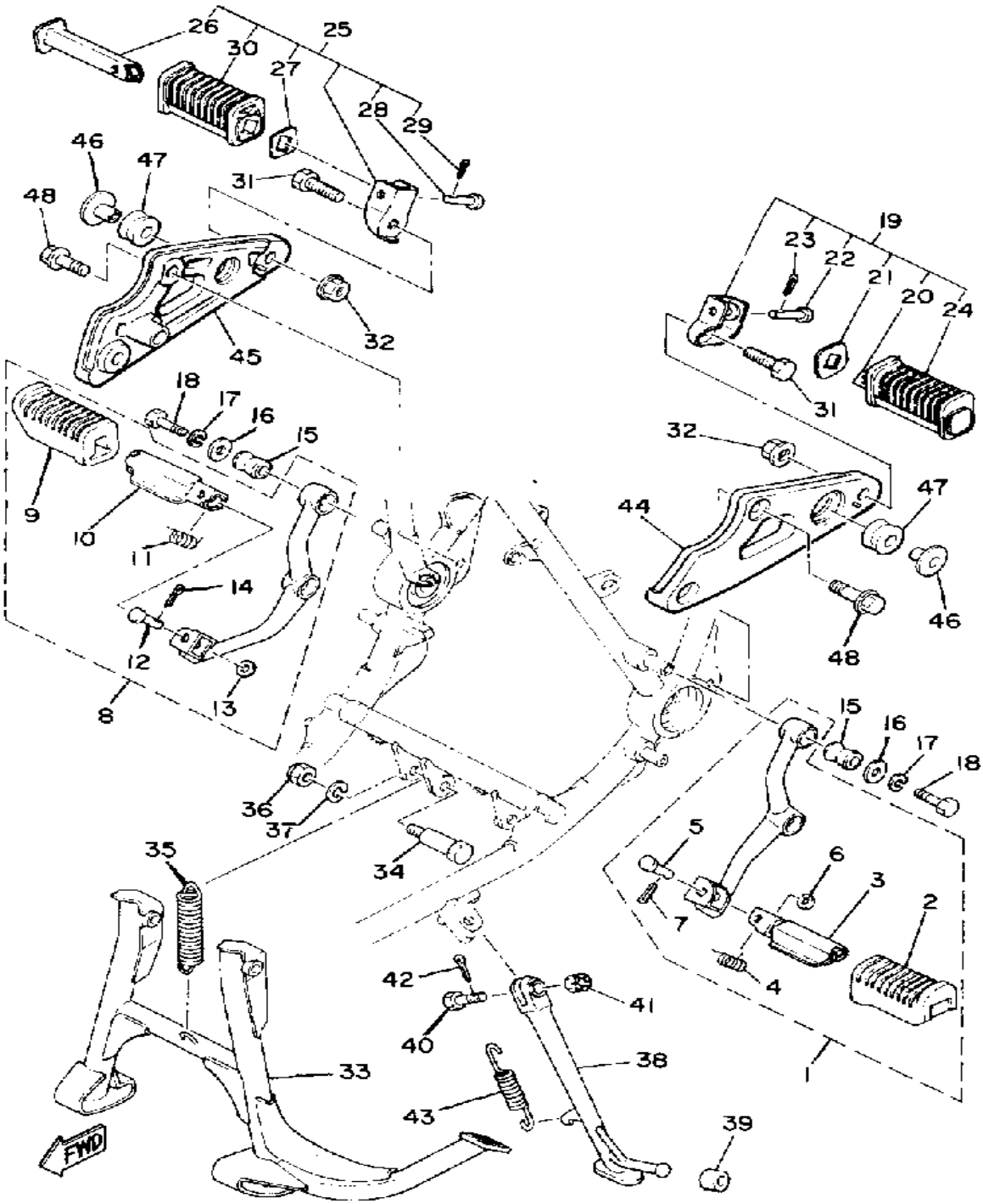
STAND - FOOTREST



Ref. No.	Part Number	Description	Qty	Remarks
1	2G2-27410-00-00	FRT FOOTREST ASSEMBLY L	1	
2	4L0-27423-00-00	. COVER, FOOTREST	1	
3	1J7-27451-00-00	. FOOTREST	1	
4	90508-20154-00	. SPRING, TORSION	1	
5	90240-08063-00	. PIN, CLEVIS	1	
6	90201-08083-00	. WASHER, PLATE	1	
7	91401-30020-00	. PIN, COTTER	1	
8	2G2-27420-00-00	FRT FOOTREST ASSEMBLY R	1	
9	4L0-27423-00-00	. COVER, FOOTREST	1	
10	1J7-27461-00-00	. FOOTREST	1	
11	90508-20155-00	. SPRING, TORSION	1	
12	90240-08063-00	. PIN, CLEVIS	1	
13	90201-08083-00	. WASHER, PLATE	1	
14	91401-30020-00	. PIN, COTTER	1	
15	256-27414-00-00	DAMPER, FOOTREST	4	
16	90201-08107-00	WASHER, PLATE	4	
17	92990-08100-00	WASHER	4	
18	97011-08016-00	BOLT	4	
19	3J2-27430-00-00	RR FOOTREST ASSEMBLY 1	1	
20	447-27431-00-00	. FOOTREST, REAR 1	1	
21	90209-18070-00	. WASHER, SPECL SHAP	1	
22	91701-06035-00	. PIN, CLEVIS	1	
23	91490-16020-00	. PIN, COTTER	1	
24	1J7-27433-00-00	. COVER, RR FOOTREST	1	
25	3J2-27440-00-00	RR FOOTREST ASSEMBLY 2	1	
26	447-27441-00-00	. FOOTREST, REAR 2	1	
27	90209-18070-00	. WASHER, SPECL SHAP	1	
28	91701-06035-00	. PIN, CLEVIS	1	
29	91490-16020-00	. PIN, COTTER	1	

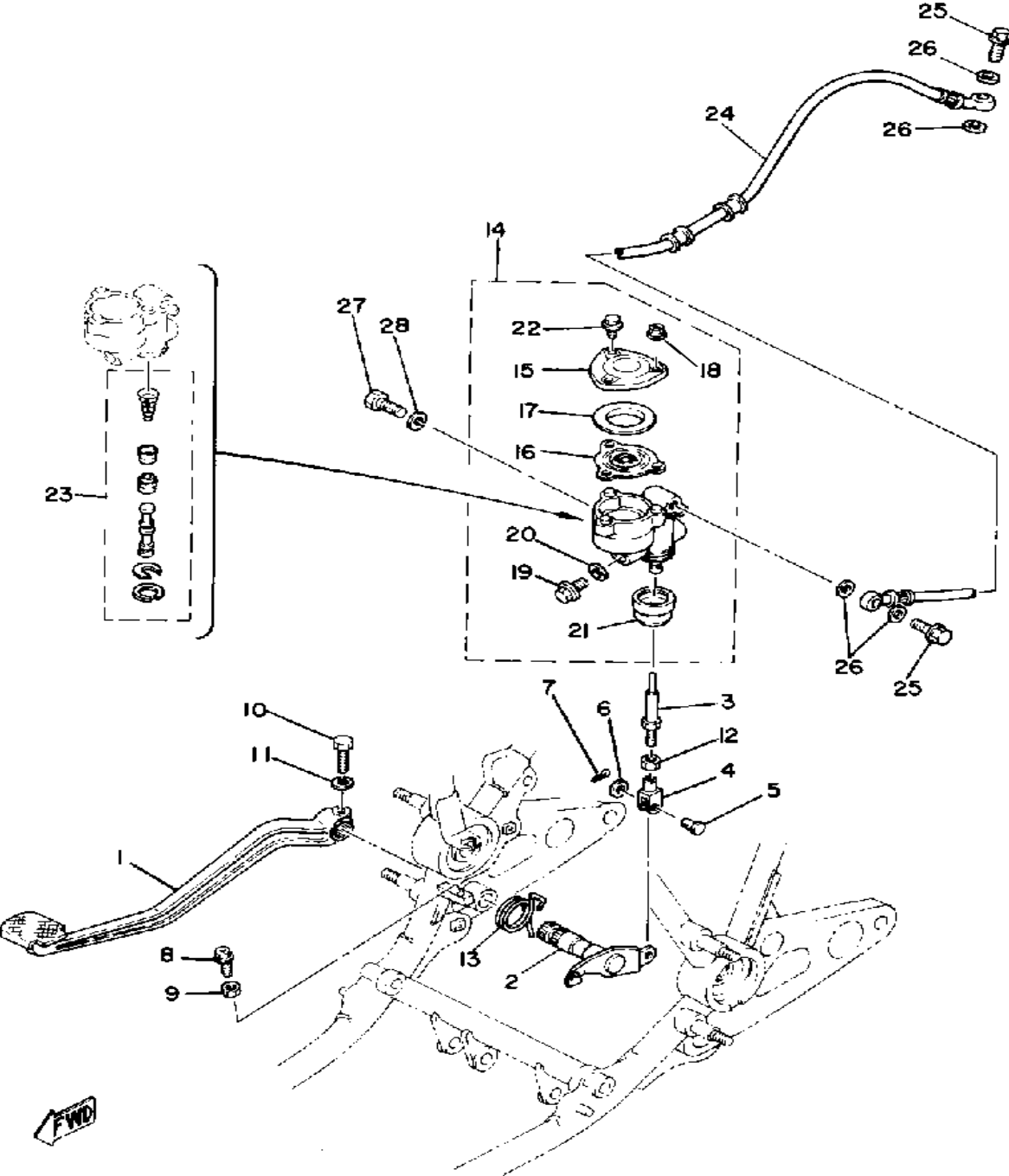
CONTINUED ON NEXT FRAME ➤

STAND - FOOTREST



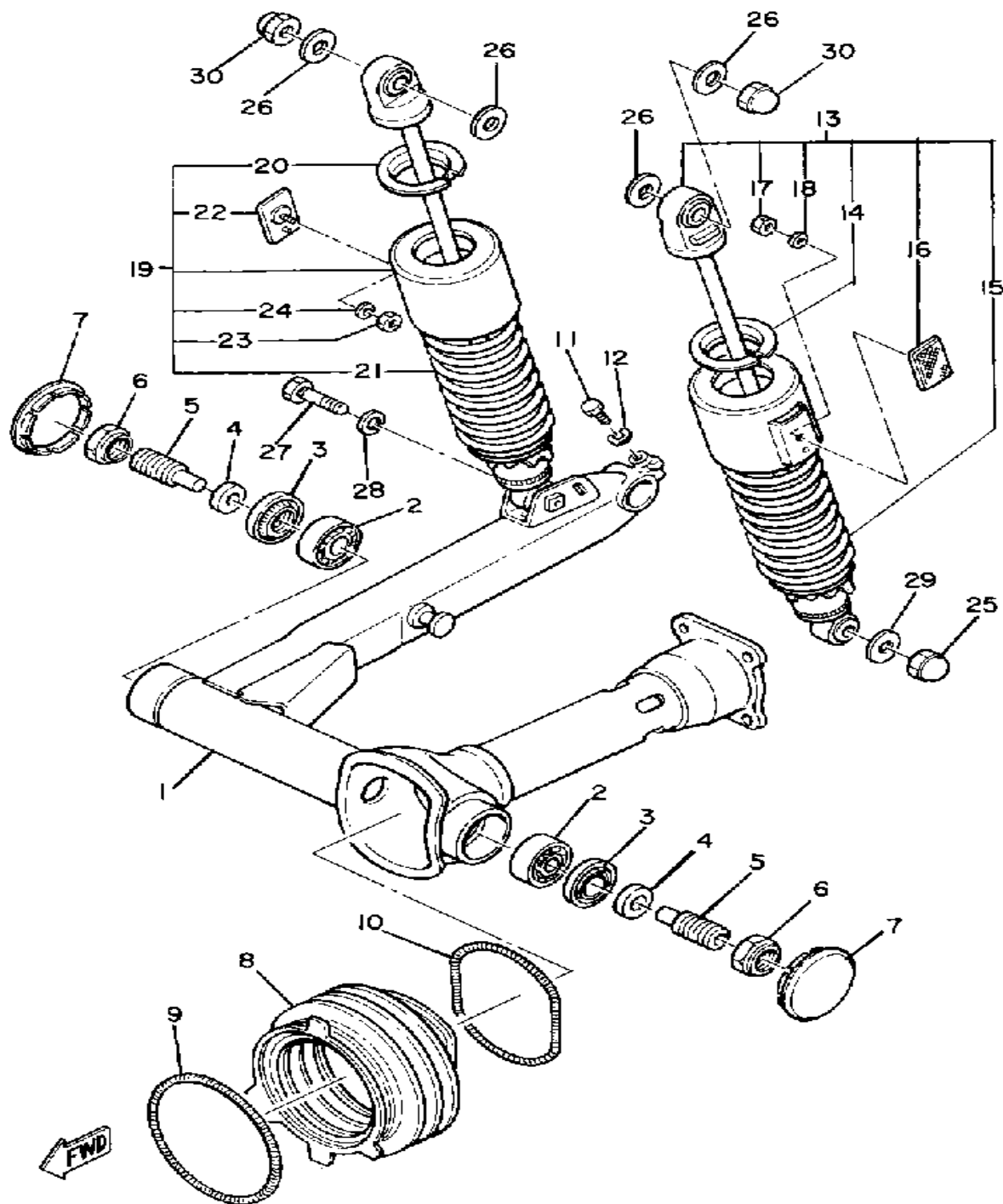
Ref. No.	Part Number	Description	Qty	Remarks
30	1J7-27444-00-00	. COVER, RR FOOTREST	1	
31	97011-10025-00	BOLT	2	
32	95701-10500-00	NUT, FLANGE (95702-10500) ..	2	
33	3J2-27111-02-00	STAND, MAIN	1	
34	90109-10563-00	BOLT	2	
35	90506-40145-00	SPRING, TENSION	1	
36	95601-10100-00	NUT, U (95602-10100-00)	2	
37	92990-10600-00	WASHER, PLATE	2	
38	(2G2-27311-01-00)	STAND, SIDE	1	
39	3J3-27314-00-00	STOPPER	1	
40	90102-10006-00	BOLT, WITH HOLE (278-27317-00)	1	
41	90171-10012-00	NUT, CASTLE	1	
42	91490-20025-00	PIN, SPLIT	1	
43	90506-28146-00	SPRING, TENSION	1	
44	(3J2-27412-01-00)	BRACKET, FOOTREST 1	1	
45	(3J2-27422-01-00)	BRACKET, FOOTREST 2	1	
46	90387-104A7-00	COLLAR	2	
47	(3J2-27414-00-00)	DAMPER, FOOTREST	2	
48	90105-10108-00	BOLT, WASHER BASED	4	

REAR MASTER CYLINDER



Ref. No.	Part Number	Description	Qty	Remarks
1	2G2-27211-00-00	PEDAL, BRAKE	1	CHROME PLATED
2	3J2-27212-00-00	NO LONGER AVAILABLE	1	
3	(3G2-27231-00-00)	ROD, BRAKE	1	
4	1J3-27222-00-00	JOINT	1	
5	90240-08013-00	PIN, CLEVIS	1	
6	90201-08083-00	WASHER, PLATE	1	
7	91490-16020-00	PIN, COTTER	1	
8	(90153-06028-00)	SCREW, HEXAGON	1	
9	90170-06184-00	NUT, HEXAGON	1	
10	90109-06468-00	BOLT	1	
11	92995-06100-00	WASHER, SPRING	1	
12	95303-08700-00	NUT	1	
13	(90508-45405-00)	SPRING, TORSION	1	
14	1J7-25850-52-00	MSTR CYLINDER ASSEMBLY	1	
15	1J3-25852-52-00	. CAP, RESERVOIR	1	
16	1J3-25854-51-00	. DIAPHRAGM RESERVOR	1	
17	1J3-25855-51-00	. BUSH, DIAPHRAGM	1	
18	95701-05500-00	. NUT, FLANGE	2	
19	90153-10015-00	. SCREW, hexagon	1	
20	90201-10610-00	. WASHER, plate	1	
21	1J3-25862-51-00	. BOOT, master cylinder	1	
22	90105-05129-00	. BOLT, WASHER BASED	1	
23	1J3-W0042-50-00	. CYLINDER KIT, MASTER (1J3-20000-50)	1	
24	3J3-25874-01-00	HOSE, BRAKE	1	
25	90401-10034-00	. BOLT, UNION	2	
26	90201-10118-00	WASHER, PLATE	4	
27	97016-08025-00	BOLT	2	
28	92906-08100-00	WASHER, SPRING	2	

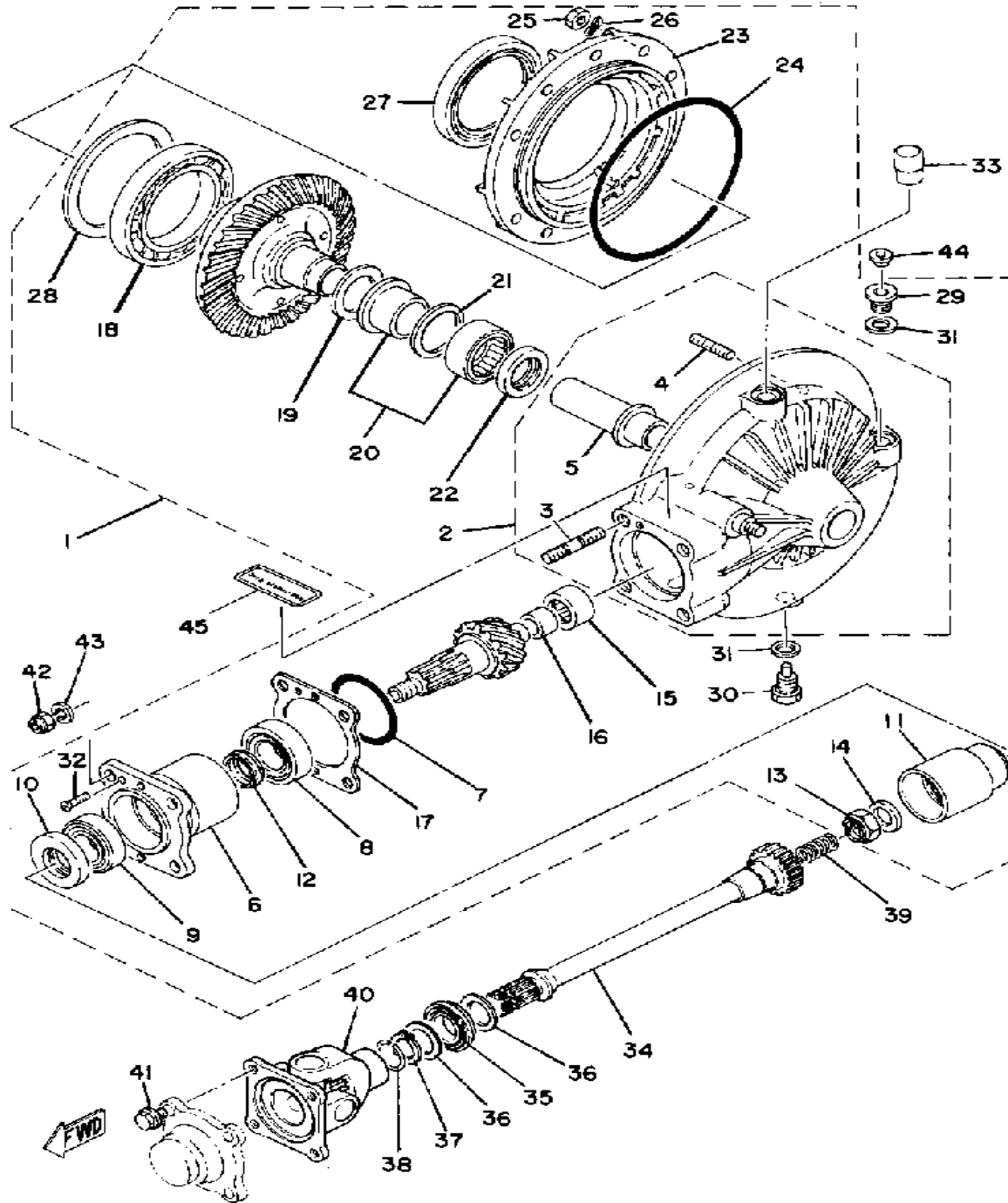
REAR ARM - SUSPENSION



Ref. No.	Part Number	Description	Qty	Remarks
1	(3J3-22110-01-33)	REAR ARM	1	YAMAHA BLACK
2	93332-00010-00	BEARING	2	
3	93102-25017-00	OIL SEAL	2	
4	90387-17543-00	COLLAR	2	
5	1J7-22141-00-00	SHAFT, PIVOT	2	
6	1J7-22143-00-00	NUT	2	
7	2H7-2219X-00-00	COVER	2	
8	2H7-22189-00-00	BOOT, RUBBER	1	
9	90506-07136-00	SPRING, TENSION	1	
10	90506-07135-00	SPRING, TENSION	1	
11	97303-08035-00	BOLT, HEXAGON	1	
12	92906-08100-00	WASHER, SPRING	1	
13	(3J2-22210-00-00)	SHK/ABS ASSEMBLY, REAR	1	
14	341-22213-20-00	. SEAT, SPRING UPPER	1	
15	(3J2-22212-00-00)	SPRING	1	
16	3G1-85130-01-00	. REAR REFLECTOR ASSEMBLY	1	
17	95380-05600-00	. NUT	1	
18	92990-05200-00	. WASHER, PLAIN	1	
19	(3J2-22210-10-00)	SHK/ABS ASSEMBLY, REAR	1	
20	341-22213-20-00	. SEAT, SPRING UPPER	1	
21	(3J2-22212-00-00)	SPRING	1	
	(3J2-22212-A0-00)	SPRING	1	OPTIONAL PARTS
22	3G1-85130-01-00	. REAR REFLECTOR ASSEMBLY	1	
23	95380-05600-00	. NUT	1	
24	92990-05200-00	. WASHER, PLAIN	1	
25	90176-10013-00	NUT, CROWN	1	
26	90201-100A1-00	WASHER, PLATE	4	

CONTINUED ON NEXT FRAME ►

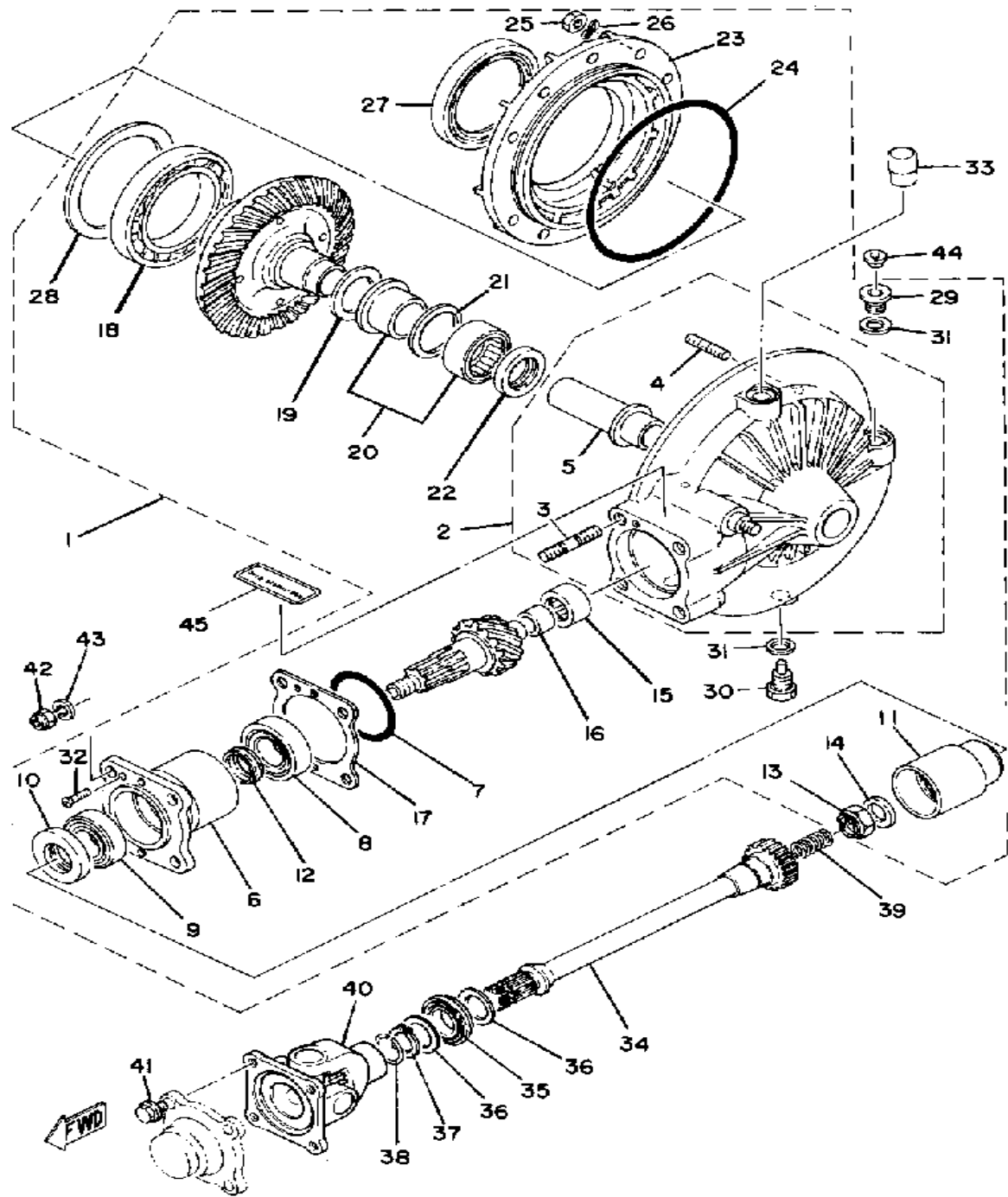
DRIVE SHAFT



Ref. No.	Part Number	Description	Qty	Remarks
1	(3J2-46101-H0-00)	RR AXL GR CASE ASSEMBLY	1	
2	(1J7-46150-Y0-00)	HOUSING, DR SHAFT	1	
3	(90116-10248-00)	BOLT, STUD	4	
4	90116-08247-00	. . BOLT, STUD	10	
5	1J7-46153-Y0-00	. . COLLAR, GUIDE	1	
6	(1J7-46124-Y0-00)	HOUSING, BEARING	1	
7	93210-58346-00	. O-RING	1	
8	93332-00024-00	. BEARING	1	
9	93332-00001-00	. BEARING	1	
10	93101-38086-00	. OIL SEAL	1	
11	(3J2-46123-00-00)	COUPLING, GEAR	1	
12	1J7-46129-Y1-00	. SPACER, EXPANSION	1	
13	90185-14070-00	. NUT, SELF-LOCKING	1	
14	90201-14632-00	. WASHER, PLATE	1	
15	93317-41510-00	. BEARING	1	
16	(1J7-46122-Y0-00)	RACE, INNER	1	
17	1J7-46127-Y0-30	. SHIM (0.35T)	1	U.R.
	1J7-46127-Y0-40	. SHIM (0.40T)	1	U.R.
	1J7-46127-Y0-45	. SHIM (0.45T)	1	U.R.
	1J7-46127-Y0-50	. SHIM (0.50T)	1	U.R.
18	(93316-01402-00)	BEARING, CYLINDER.# 6	1	
19	(1J7-46119-Y0-10)	SHIM, THRUST	1	U.R.
	(1J7-46119-Y0-20)	SHIM, THRUST	1	U.R.
20	1J7-46106-N0-00	. BEARING ASSEMBLY	1	
21	1J7-46118-Y0-18	WASHER, THRUST	1	U.R.
	1J7-46118-Y0-19	. WASHER, THRUST	1	U.R.
	1J7-46118-Y0-20	. WASHER, THRUST	1	U.R.
	1J7-46118-Y0-21	. WASHER, THRUST	1	U.R.
22	93101-30084-00	. OIL SEAL	1	

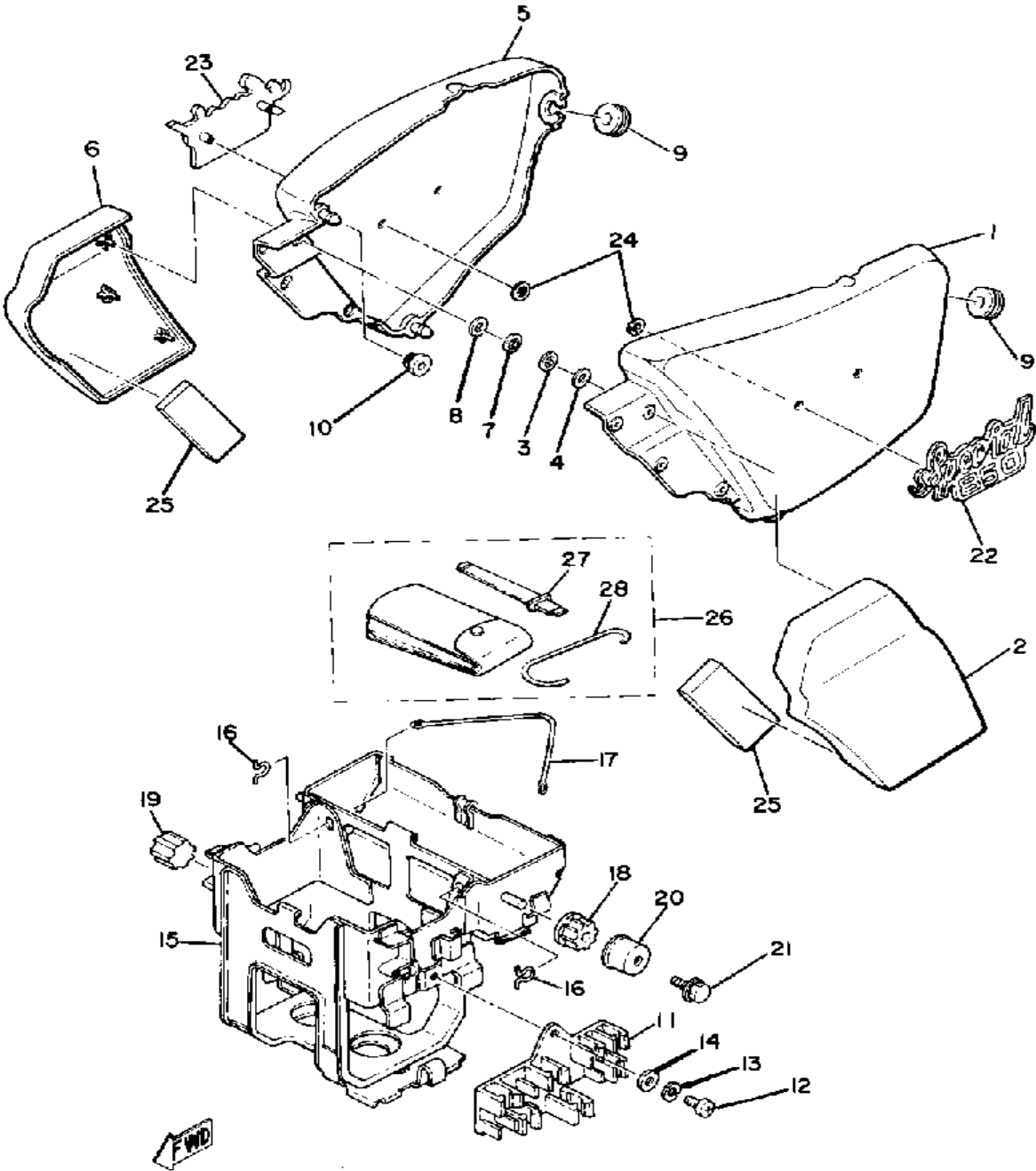
CONTINUED ON NEXT FRAME ►

DRIVE SHAFT



Ref. No.	Part Number	Description	Qty	Remarks
23	(1J7-46152-Y0-00)	HOUSING, BEARING	1	
24	93211-44348-00	. O-RING	1	
25	95333-08600-00	. NUT	10	
26	92901-08700-00	. WASHER, WAVE	10	
27	93102-70167-00	. OIL SEAL	1	
28	1J7-46117-Y0-30	. SHIM, RING GEAR (0.30T)	1	U.R.
	1J7-46117-Y0-35	. SHIM, RING GEAR	1	U.R.
	1J7-46117-Y0-40	. SHIM, RING GEAR (0.40T)	1	U.R.
	1J7-46117-Y0-50	. SHIM, RING GEAR (0.50T)	1	U.R.
29	90340-14046-00	. PLUG, STRAIGHT SCREW	1	
30	90340-14118-00	. PLUG, STRAIGHT	1	
31	214-11198-01-00	. GASKET	2	
32	98703-05018-00	. SCREW, FLAT HEAD (98701-05018-00)	1	
33	2H7-17590-00-00	BREATHER COMP.	1	
34	(3J2-46172-00-00)	SHAFT, DRIVE	1	
35	93108-27006-00	OIL SEAL, OSO-TYPE	1	
36	90201-27623-00	WASHER, PLATE	2	
37	99009-26400-00	CIRCLIP	1	
38	90468-12088-00	CLIP	1	
39	90501-16491-00	SPRING, COMPRESSION	1	
40	2H7-46180-00-00	CROSS JOINT	1	
41	90105-08155-00	BOLT, WASHER BASED	4	
42	95611-10100-00	NUT, U	4	
43	92906-10100-00	WASHER, SPRING	4	
44	341-23469-00-00	CAP, BOLT	1	
45	1J7-46181-11-00	LABEL, OIL CAUTION	1	

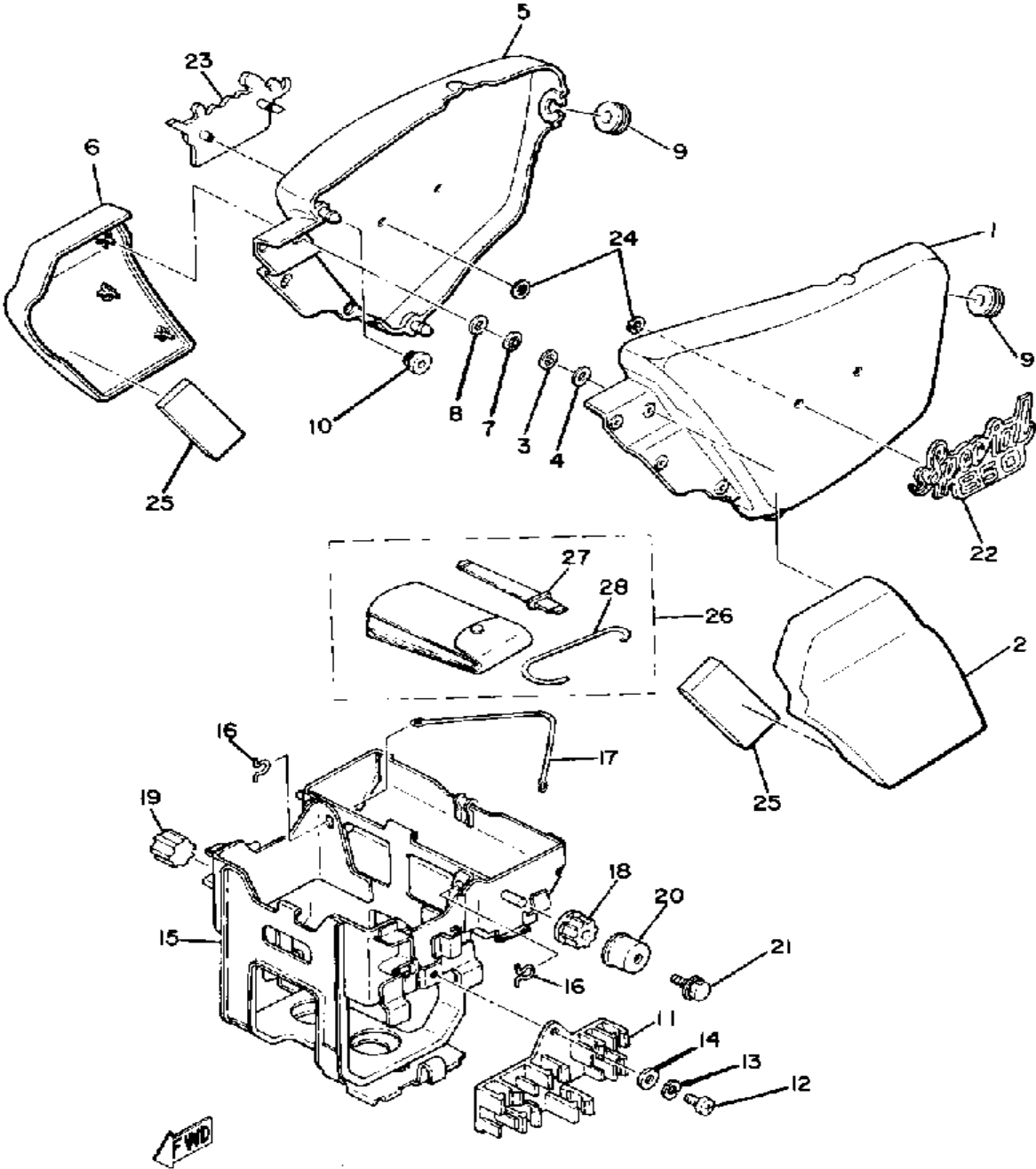
SIDE COVER - TOOL



Ref. No.	Part Number	Description	Qty	Remarks
1	3J2-21711-00-4J	COVER, SIDE 1	1	U.R.BLACK BLUE
	3J2-21711-00-7J	COVER, SIDE 1	1	U.R.NEW RUBY RED
2	3J2-21731-00-00	COVER, SIDE 3	1	
3	90183-04005-00	NUT, SPRING	4	
4	90202-04003-00	WASHER, PLATE	4	
5	3J2-21721-00-4J	COVER, SIDE 2	1	U.R.BLACK BLUE
	3J2-21721-00-7J	COVER, SIDE 2	1	U.R.NEW RUBY RED
6	3J2-21741-00-00	COVER, SIDE 4	1	
7	90183-04005-00	NUT, SPRING	4	
8	90202-04003-00	WASHER, PLATE	4	
9	90480-12053-00	GROMMET	2	
10	90480-01401-00	GROMMET	4	
11	(1J7-21794-00-00)	HOLDER, KNOB	1	
12	98580-06012-00	SCREW, PAN HEAD	1	
13	92995-06100-00	WASHER, SPRING	1	
14	92901-06600-00	WASHER	1	
15	(3J3-21170-01-00)	BOX	1	
16	256-21366-00-00	HOOK, TOOL BAND	2	
17	256-21376-00-00	BAND, TOOL	1	
18	1J7-21746-00-00	DAMPER	2	
19	2J2-21729-00-00	CLAMP, DAMPER	2	
20	(1J7-21798-00-00)	BRACKET, DAMPER	2	
21	95826-06010-00	BOLT, FLANGE	2	
22	(3J2-21781-00-00)	EMBLEM 1	1	
23	3J2-21782-00-00	EMBLEM 2	1	
24	90183-04005-00	NUT, SPRING	4	
25	3J3-21746-00-00	DAMPER	2	
26	3J3-W2810-00-00	TOOL KIT	1	
27	1J7-2815A-00-00	. GAUGE, OIL LEVEL	1	

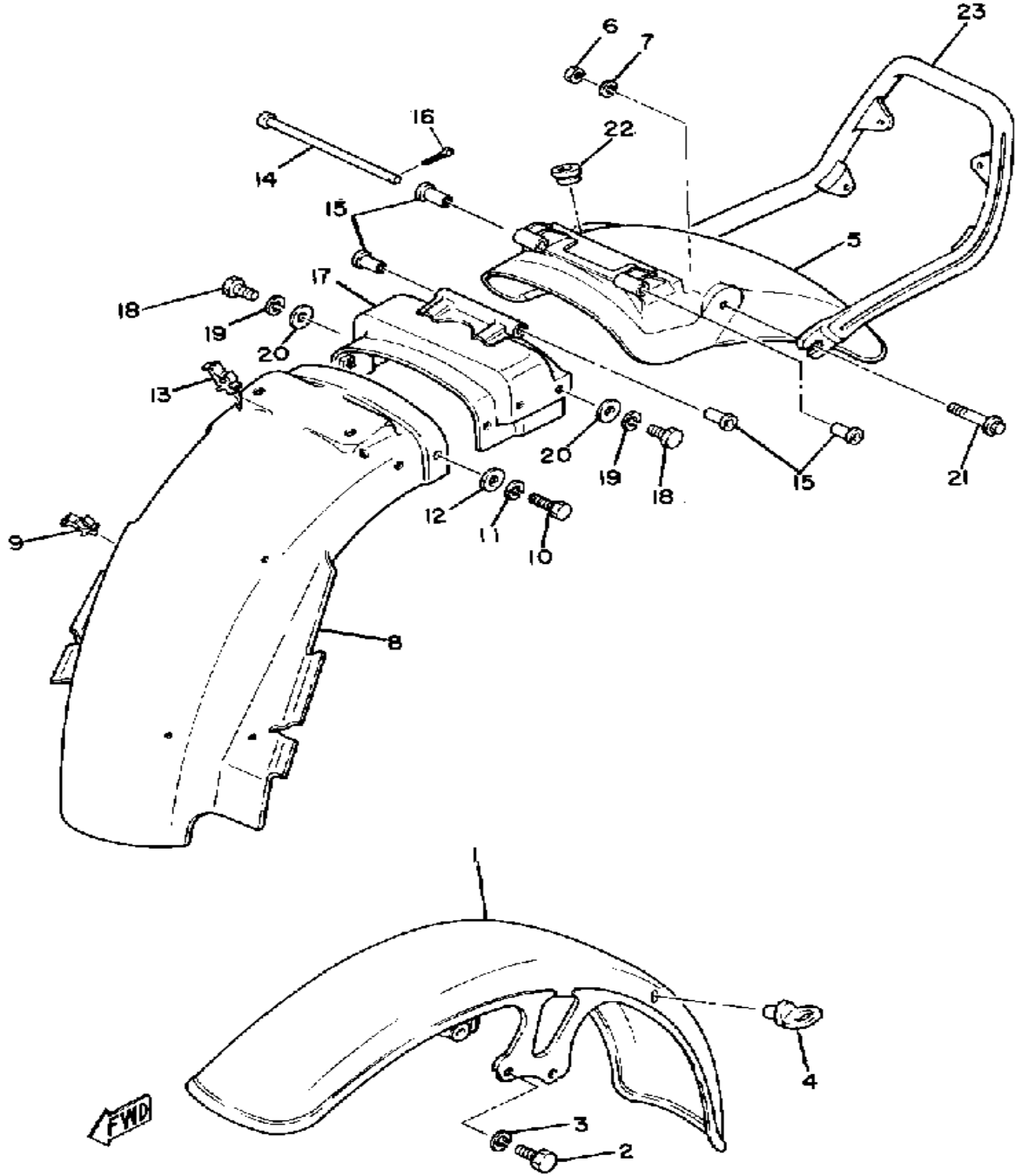
CONTINUED ON NEXT FRAME ➤

SIDE COVER - TOOL



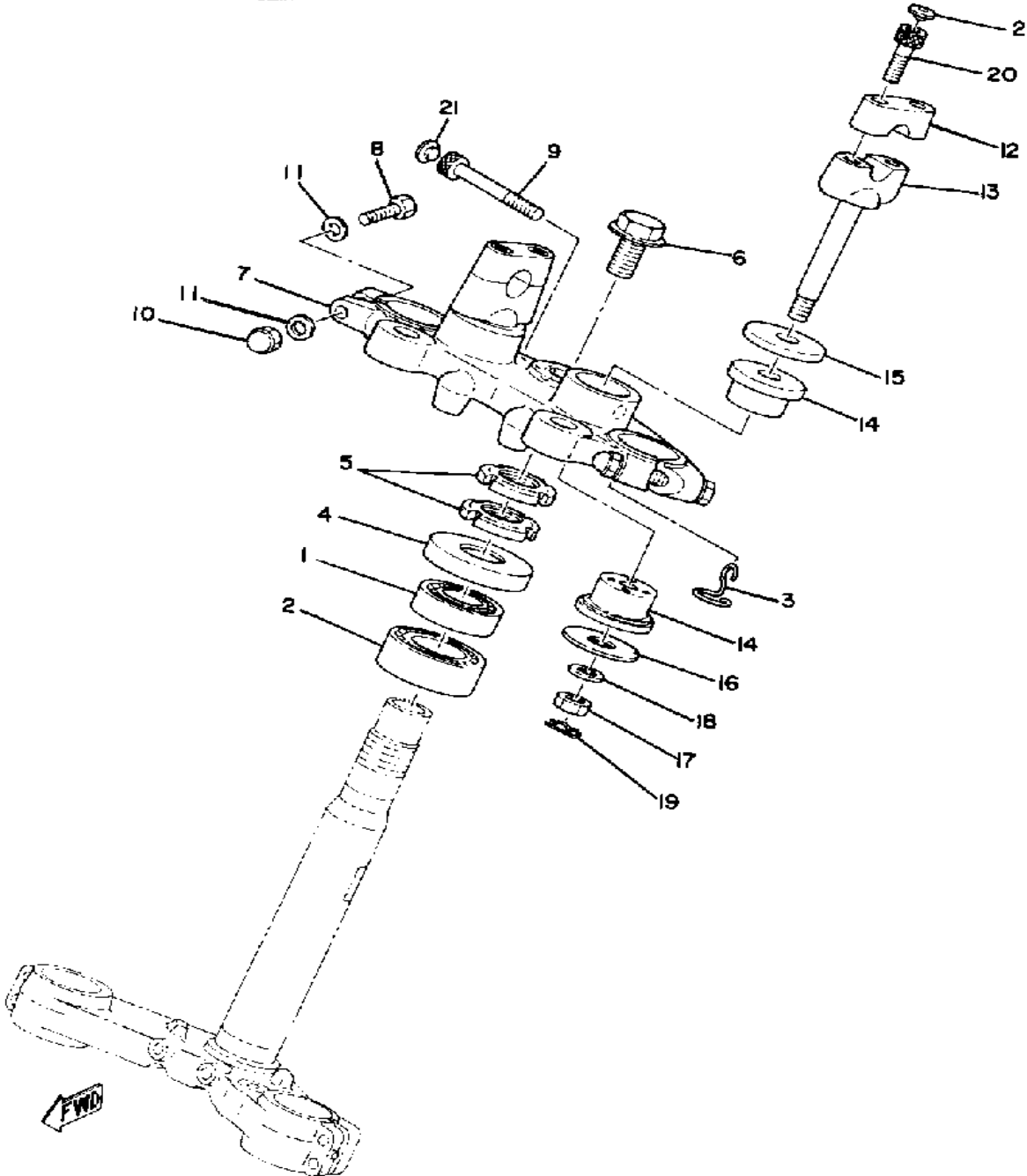
Ref. No.	Part Number	Description	Qty	Remarks
28	3H3-2814A-00-00	. WIRE, HOOK	1	

FRONT FENDER - REAR FENDER



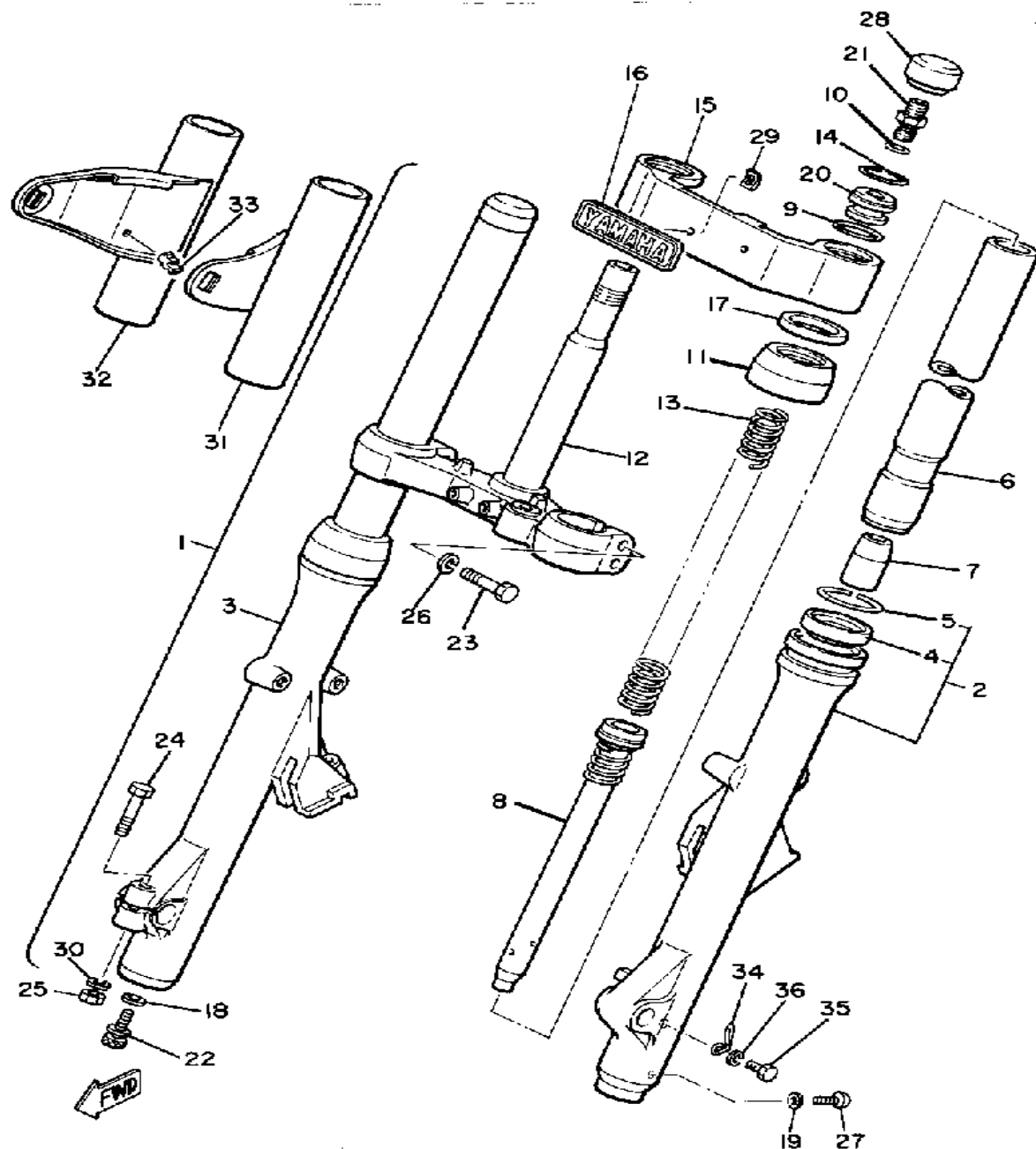
Ref. No.	Part Number	Description	Qty	Remarks
1	3H3-21511-00-93	FENDER, FRONT	1	CHROME PLATED
2	97313-08020-00	BOLT, HEXAGON	4	
3	92990-08100-00	WASHER	4	
4	1A0-21518-00-00	HOLDER, CABLE	1	
5	3J2-21610-01-93	FENDER, REAR	1	CHROME PLATED
6	95333-08600-00	NUT	2	
7	92990-08100-00	WASHER	2	
8	(3J2-21629-01-00)	GUARD, MUD	1	
9	90464-16021-00	CLAMP	5	
10	97026-06012-00	BOLT	2	
11	92906-06100-00	WASHER, SPRING	2	
12	90201-06M08-00	WASHER, PLATE	2	
13	90464-16025-00	CLAMP	4	
14	(91701-06152-00)	PIN, CLEVIS	1	
15	90387-065J6-00	COLLAR	4	
16	90468-10050-00	CLIP	1	
17	(3J3-21613-01-00)	STAY, FENDER 1	1	
18	97016-06020-00	BOLT	4	
19	92906-06100-00	WASHER, SPRING	4	
20	92906-06600-00	WASHER	4	
21	95811-08055-00	BOLT, FLANGE	2	
22	90480-16112-00	GROMMET	1	
23	(3J2-21645-00-00)	STAY, REAR	1	

STEERING



Ref. No.	Part Number	Description	Qty	Remarks
1	93332-00001-00	BEARING	1	
2	93332-00008-00	BEARING	1	
3	4H7-23317-00-00	HOLDER, CABLE	1	
4	1J7-23415-00-00	COVER, BALL RACE 1	1	
5	90179-25033-00	NUT	2	
6	90105-14102-00	BOLT, WASHER BASED	1	
7	3J9-23435-00-00	CROWN, HANDLE	1	
8	97026-08055-00	BOLT	2	
9	91316-08040-00	BOLT, SOCKET HEAD	1	
10	95303-08800-00	NUT (CROWN) (95301-08800)	2	
11	92906-08600-00	WASHER	4	
12	99999-01112-00	HOLDER, HANDLE UP	2	
13	1E6-23442-00-00	HOLDER, HANDLE LWR	2	
14	1T4-23434-00-00	HOLDER, DAMPER	4	
15	90209-12151-00	WASHER, SPEC'L SHAP	2	
16	90201-10149-00	WASHER, PLATE	2	
17	95303-10700-00	NUT	2	
18	92990-10100-00	WASHER, SPRING	2	
19	90468-12006-00	CLIP	2	
20	91316-08025-00	BOLT, SOCKET HEAD	4	
21	341-23469-00-00	CAP, BOLT	5	

FRONT FORK

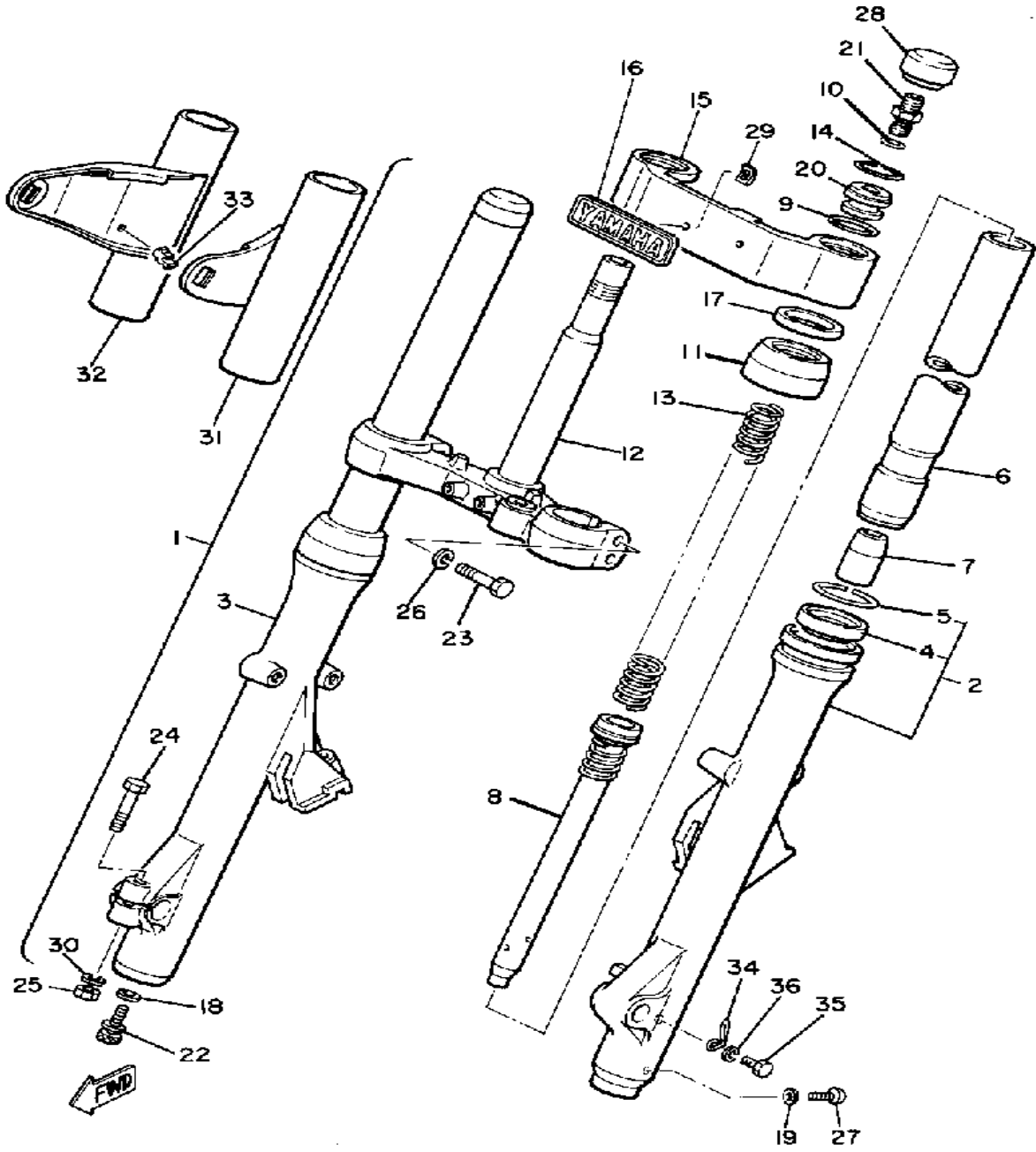


Ref. No.	Part Number	Description	Qty	Remarks
1	(4H1-23101-00-00)	FRONT FORK ASSEMBLY	1	
2	(3J2-23126-00-00)	TUBE, OUTER 1	1	
3	(3J2-23136-00-00)	TUBE, OUTER 2	1	
4	49A-23145-00-00	.. OIL SEAL (15R-23145-00)	2	
5	4A1-23156-00-00	.. CLIP, OIL SEAL	2	
6	3J2-23110-00-00	. INNER TUBE 1	2	
7	1W1-23173-L0-00	. SPINDLE, TAPER	2	
8	(3J2-23170-00-00)	CYLINDER, FRTFRK	2	
9	3J2-23114-00-00	. GASKET	2	
10	3J2-23147-00-00	. O-RING	2	
11	3J2-23144-00-00	. SEAL, DUST	2	
12	3J2-23340-00-00	UNDER BRACKET	1	
13	(3J2-23141-00-00)	SPRING, FRONT FORK	2	
14	3J2-23183-00-00	. CIRCLIP	2	
15	3J2-23122-00-00	. COVER, OUTER 1	1	
16	2M0-23395-00-00	. EMBLEM	1	
17	2H7-23163-00-00	. GASKET (42H-23163-00-00)	2	
18	509-23158-L0-00	. GASKET	2	
19	122-23129-00-00	. GASKET, DRAIN PLUG	2	
20	3J2-23111-00-00	. BOLT, CAP	2	
21	4V4-23190-L0-00	. AIR VALVE COMP	2	
22	278-23181-50-00	. BOLT, HEXAGON SOCKET HEAD	2	
23	(90101-08262-00)	BOLT	4	
24	97313-08045-00	. BOLT	1	
25	95333-08600-00	. NUT	1	
26	92906-08100-00	. WASHER, SPRING	4	
27	98580-04008-00	. SCREW, PAN HEAD	2	
28	4X7-23168-00-00	. CAP, FRONT FORK	2	

Front Forks: Oil Type / Level / Qty	10 Wt. Fork Oil* or Equivalent / 275cc
Gas Pressure	0.4 kg/cm ² (5.7 psi)
Spring Length Std.	613mm

CONTINUED ON NEXT FRAME ►

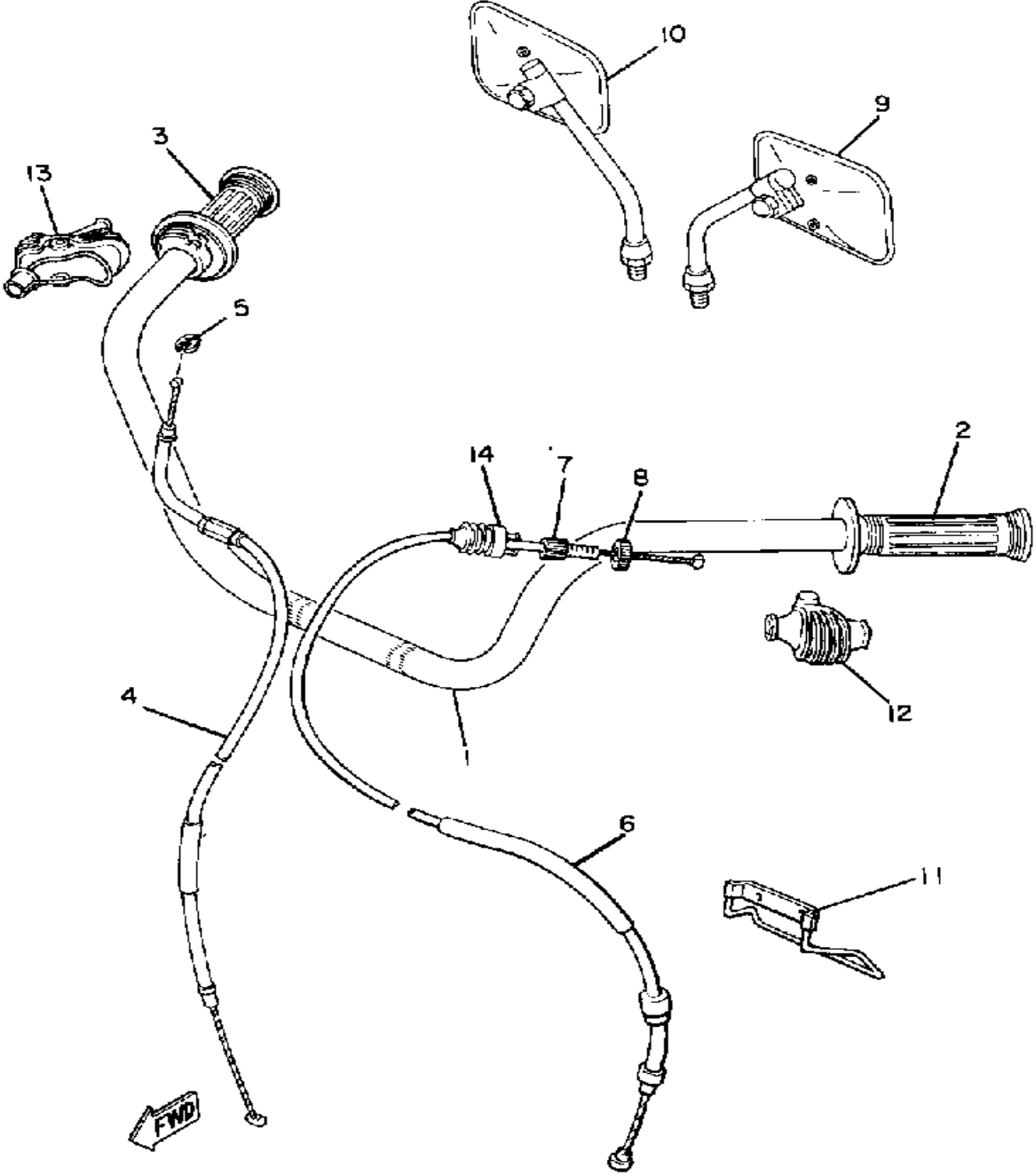
FRONT FORK



Ref. No.	Part Number	Description	Qty	Remarks
29	90183-04012-00	. NUT, SPRING	2	
30	92990-08100-00	. WASHER	1	
31	3J2-23121-00-93	COVER, UPPER 1	1	CHROME PLATED
32	3J2-23131-00-93	COVER, UPPER 2	1	CHROME PLATED
33	90464-16025-00	CLAMP	2	
34	4H3-23318-00-00	HOLDER, CABLE 1	1	
35	97013-06012-00	BOLT	1	
36	92995-06100-00	WASHER, SPRING	1	

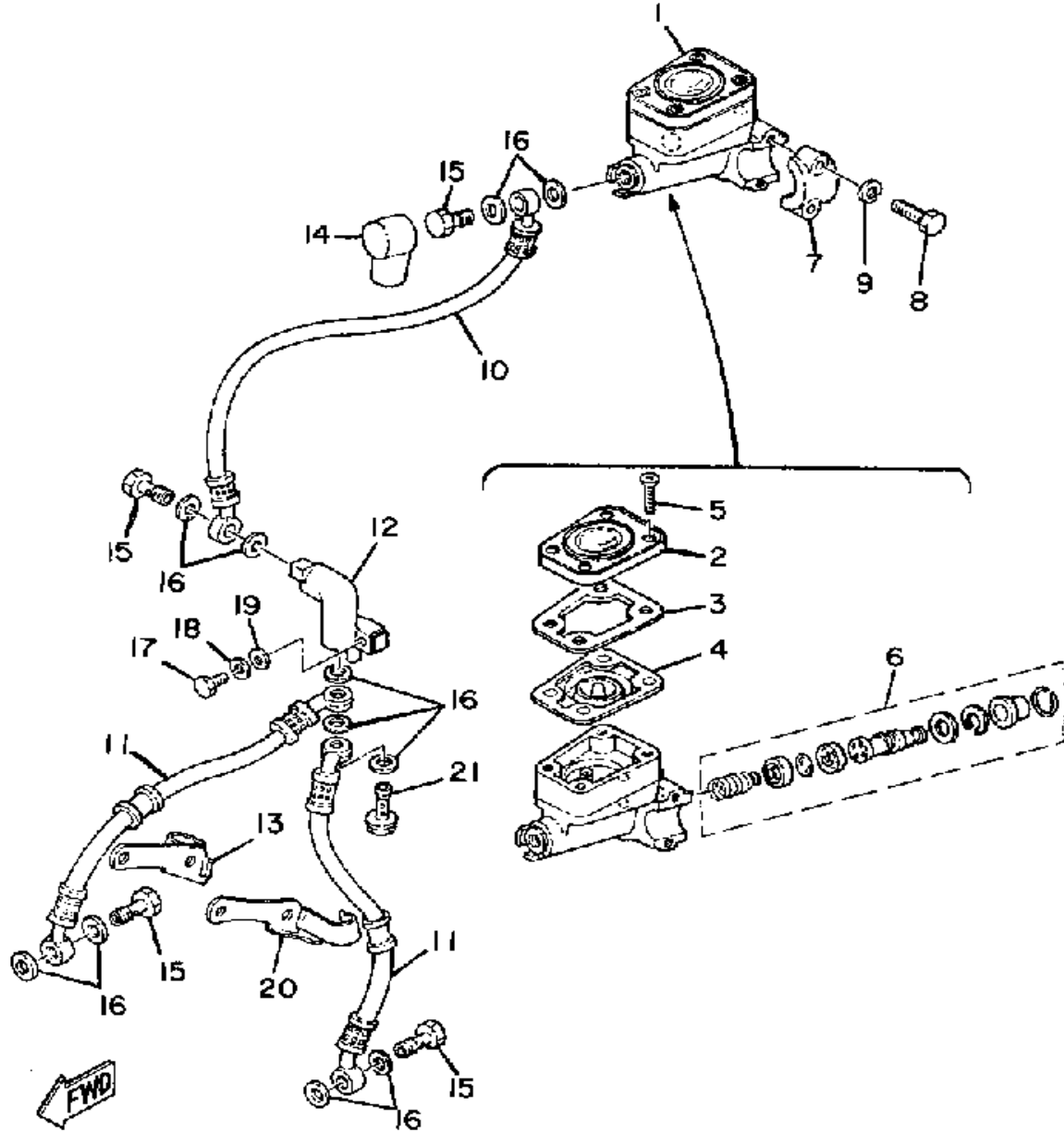
Front Forks: Oil Type / Level / Qty	10 Wt. Fork Oil* or Equivalent / Ø / 275cc
Gas Pressure	0.4 kg/cm ² (5.7 psi)
Spring Length Std.	613mm

HANDLEBAR - CABLE



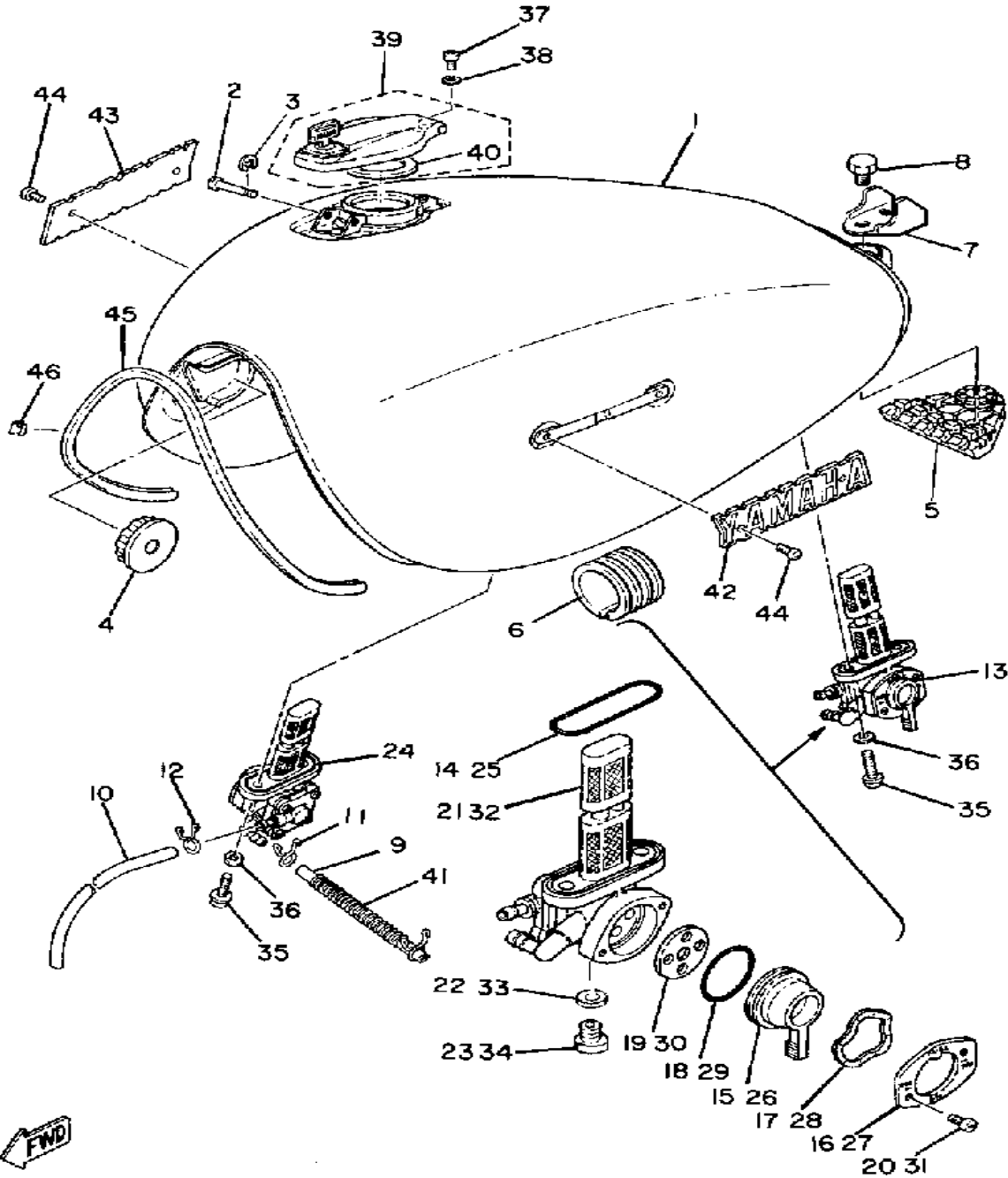
Ref. No.	Part Number	Description	Qty	Remarks
1	3H3-26111-00-00	HANDLEBAR	1	
2	2H7-26241-00-00	GRIP LH	1	
3	2H7-26240-00-00	GRIP ASSEMBLY RH	1	
4	2G2-26311-02-00	CABLE, THROTTLE 1	1	
5	584-26393-02-00	HOLDER	1	
6	4H1-26335-00-00	CABLE, CLUTCH	1	
7	90123-08046-00	BOLT	1	
8	90179-08148-00	NUT	1	
9	2G2-26290-10-00	MIRROR ASSEMBLY LH	1	
10	2G2-26290-00-00	MIRROR ASSEMBLY RH	1	
11	(1J7-26399-00-00)	GUIDE, CABLE	1	
12	1E6-26372-00-00	COVER, HANDLE LEVER 1 ...	1	
13	1T5-26372-00-00	COVER, HANDLE LEVER	1	
14	1E6-26342-00-00	BOOT, CABLE	1	

FRONT MASTER CYLINDER



Ref. No.	Part Number	Description	Qty	Remarks
1	3J6-25850-00-00	MSTR CYLINDER ASSEMBLY	1	
2	1J3-25852-01-00	. CAP, RESERVOIR	1	
3	1J3-25855-01-00	. BUSH, DIAPHRAGM	1	
4	1J3-25854-01-00	. DIAPHRAGM RESERVOR	1	
5	98706-05040-00	. SCREW, FLAT HEAD	4	
6	1J3-W0041-20-00	. CYLINDER KIT, MASTER	1	
7	1J3-25867-00-00	BRACKET, MASTER CYLINDER (341-25867-00)	1	
8	97011-06025-00	BOLT (97001-06025)	2	
9	92906-06100-00	WASHER, SPRING	2	
10	2G2-25872-01-00	HOSE, BRAKE 1	1	
11	2G2-25873-01-00	HOSE, BRAKE 2	2	
12	1J7-25885-01-00	JOINT	1	
13	1J3-25875-02-00	HOLDER, BRKE HOSE 1	1	
14	306-25862-00-00	BOOT, MASTER CYLINDER	1	
15	90401-10034-00	BOLT, UNION	4	
16	90201-10118-00	WASHER, PLATE	11	
17	97011-06025-00	BOLT (97001-06025)	1	
18	92995-06100-00	WASHER, SPRING	1	
19	92901-06600-00	WASHER	1	
20	1J3-25876-02-00	HOLDER, BRKE HOSE 2	1	
21	90401-10044-00	BOLT, UNION	1	

FUEL TANK

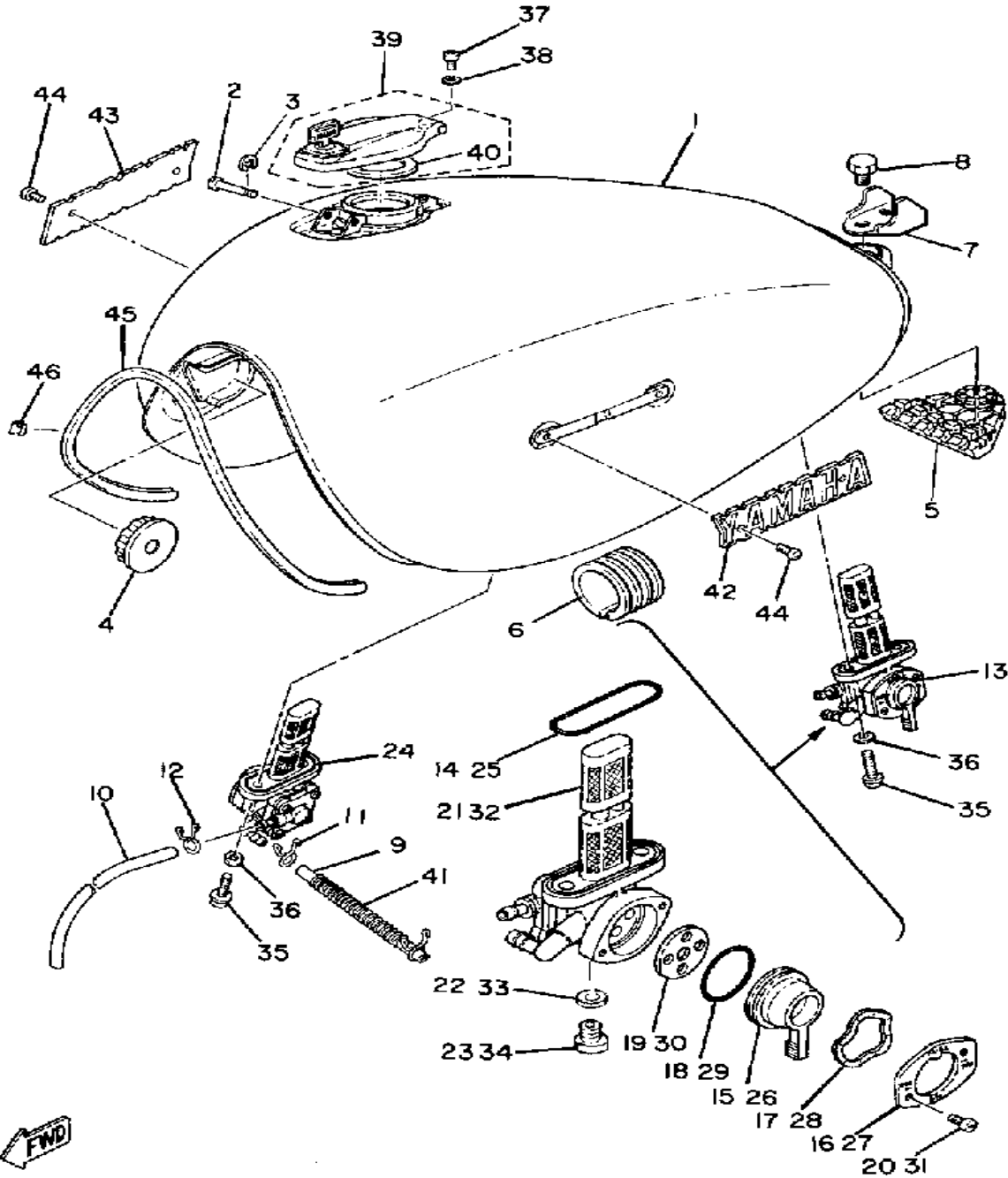


Ref. No.	Part Number	Description	Qty	Remarks
1	2G2-24110-01-6G	FUEL TANK	1	U.R.BLACK BLUE
	2G2-24110-01-7J	FUEL TANK	1	U.R.NEW RUBY RED
2	90249-03123-00	PIN, SPEC'L SHAPE	1	
3	93430-02001-00	CIRCLIP	1	
4	1J7-24181-01-00	DAMPER, LOCATING 1	2	
5	1J7-24182-01-00	DAMPER, LOCATING 2	1	
6	1J7-24183-02-00	DAMPER, LOCATING 3	2	
7	3J2-24186-00-00	WASHER, SPECIAL	1	
8	97313-08012-00	BOLT	1	
9	90445-10137-00	HOSE (810-24315-00)	2	
10	90445-09489-00	HOSE	2	
11	90467-09006-00	CLIP	4	
12	90467-08003-00	CLIP	4	
13	2G2-24500-05-00	FUEL COCK ASSEMBLY 1	1	
14	2G2-24512-00-00	. GASKET	1	
15	(2G2-24524-00-00)	LEVER, COCK	1	
16	(2G2-24525-00-00)	PLATE, LVR FITTING	1	
17	16G-24518-00-00	. WASHER, WAVE	2	
18	2G2-24534-00-00	. SEAL, COCK	2	
19	16G-24523-00-00	. VALVE	2	
20	98702-03008-00	. SCREW, FLAT HEAD	4	
21	2G2-24514-00-00	. NET, FILTER 1	2	
22	2G2-24522-00-00	. GASKET	2	
23	2G2-24543-00-00	. PLUG, DRAIN	2	
24	2G2-24510-05-00	FUEL COCK ASSEMBLY 2	1	
25	2G2-24512-00-00	. GASKET	1	
26	(2G2-24524-10-00)	LEVER, COCK	1	
27	2G2-24525-10-00	. PLATE, LVR FITTING	1	
28	16G-24518-00-00	. WASHER, WAVE	2	

Basic Color(s)	Black Blue (B)	New Ruby Red (R)
Fuel Type/Fuel Tank Capacity/Reserve Capacity	Regular / 17 Lit. (4.5 Gal.) / 3.0 Lit. (0.8 Gal.)	

CONTINUED ON NEXT FRAME ➤

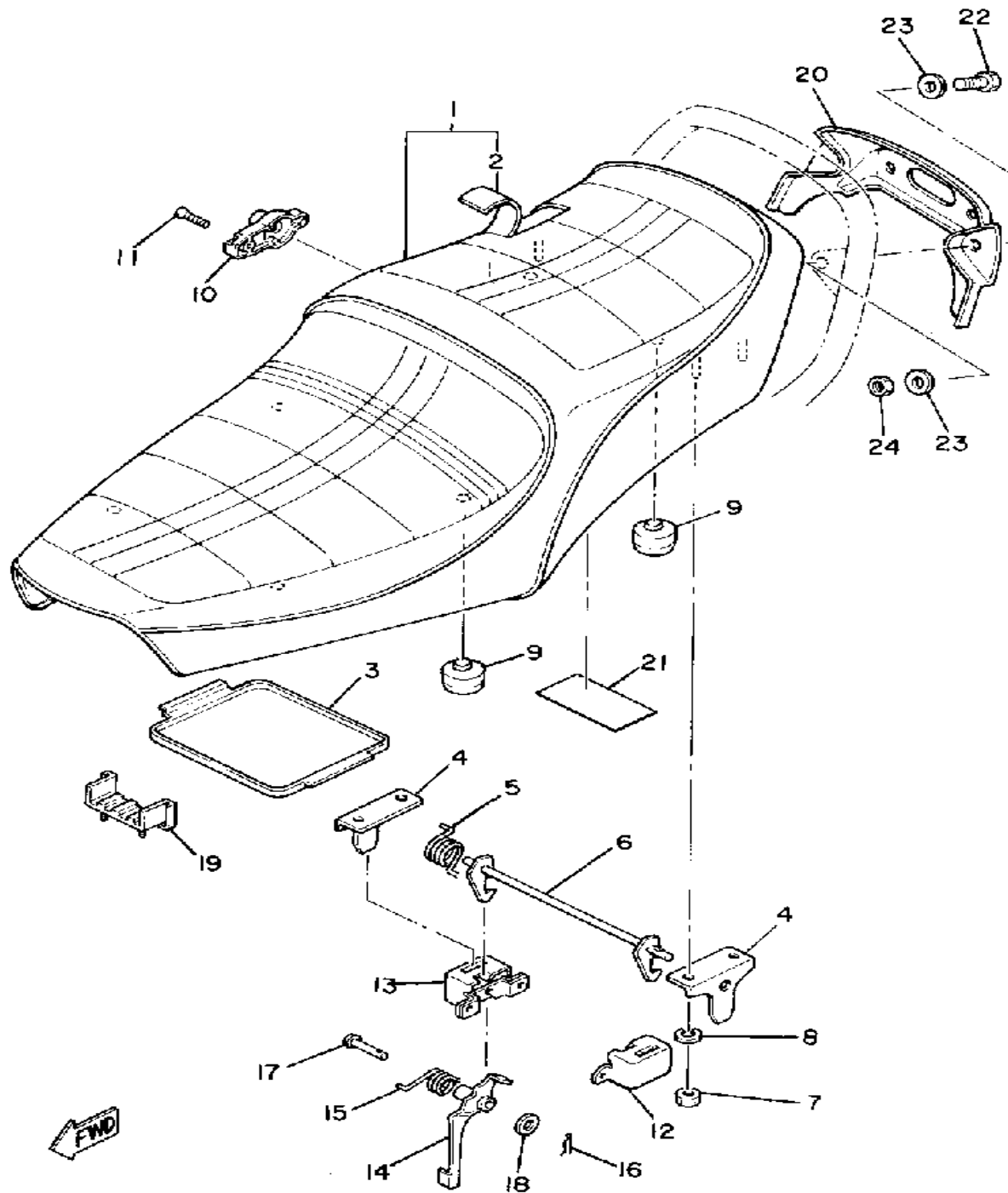
FUEL TANK



Ref. No.	Part Number	Description	Qty	Remarks
29	2G2-24534-00-00	. SEAL, COCK	2	
30	16G-24523-00-00	. VALVE	2	
31	98702-03008-00	. SCREW, FLAT HEAD	4	
32	2G2-24514-00-00	. NET, FILTER 1	2	
33	2G2-24522-00-00	. GASKET	2	
34	2G2-24543-00-00	. PLUG, DRAIN	2	
35	90149-06008-00	SCREW	4	
36	90202-05187-00	WASHER, PLATE	4	
37	98580-05010-00	SCREW, PAN HEAD	1	
38	92990-05100-00	WASHER, SPRING	1	
39	4R0-24602-01-00	CAP ASSEMBLY	1	
40	2M0-24641-00-00	. GASKET, CAP 1	1	
41	90504-06023-00	SPRING, COMPRESSION	2	
42	3J2-24161-00-00	EMBLEM 1	1	
43	3J2-24162-00-00	EMBLEM 2	1	
44	90152-04006-00	SCREW, COUNTERSUNK	4	
45	2G2-24189-00-00	PLATE, MOLD	1	
46	90468-03063-00	CLIP	5	



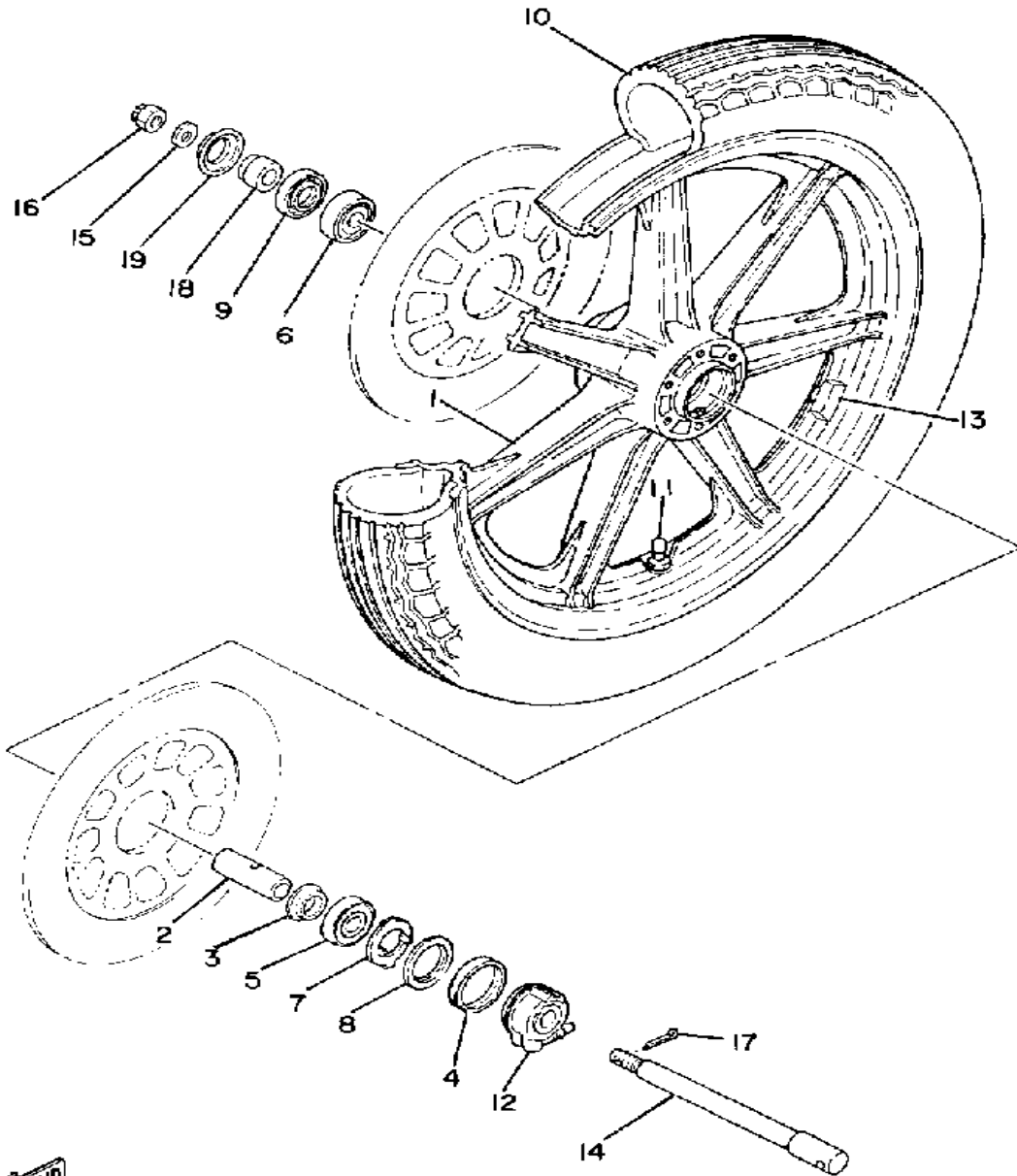
Basic Colors)	Black Blue (B)	New Ruby Red (R)
Fuel Type/Fuel Tank Capacity/Reserve Capacity	Regular / 17 Lit. (4.5 Gal.) / 3.0 Lit. (0.8 Gal.)	



SEAT

Ref. No.	Part Number	Description	Qty	Remarks
1	3J2-W2472-00-00	DOUBLE SEAT ASSEMBLY ...	1	
2	(3J2-24731-00-00)	COVER, DOUBLE SEAT	1	
3	395-28185-00-00	LID	1	
4	3J3-24738-00-00	BRACKET, SEAT	2	
5	90508-20412-00	SPRING, TORSION	1	
6	3J3-24754-00-00	HOOK, SEAT	1	
7	95380-06600-00	NUT	4	
8	92995-06100-00	WASHER, SPRING	4	
9	1T4-24741-00-00	PAD, SEAT	6	
10	4R2-24705-00-00	SEAT LOCK ASSEMBLY	1	
11	98706-06030-00	SCREW, FLAT HEAD	1	
12	3J3-2475H-00-00	BRACKET, SEAT LVR 1	1	
13	(3J3-2475J-00-00)	BRACKET, SEAT LVR 2	1	
14	3J3-24776-00-00	LEVER, SEAT	1	
15	(3J3-24758-00-00)	SPRING	1	
16	90468-10050-00	CLIP	1	
17	91701-08028-00	PIN, CLEVIS	1	
18	92901-08600-00	WASHER	1	
19	2H7-24724-00-00	DAMPER, SEAT	1	
20	(3J2-24756-00-00)	COVER, TAIL	1	
21	(3J2-21683-01-00)	PLATE, SPEC	1	
22	97001-08025-00	BOLT (1NV)	2	
23	92901-08600-00	WASHER	4	
24	95333-08600-00	NUT	2	

Front Axle Nut	14 x 1.5; 10.0 m-kg
Front Axle Holder Nut	8 x 1.25; 2.0 m-kg



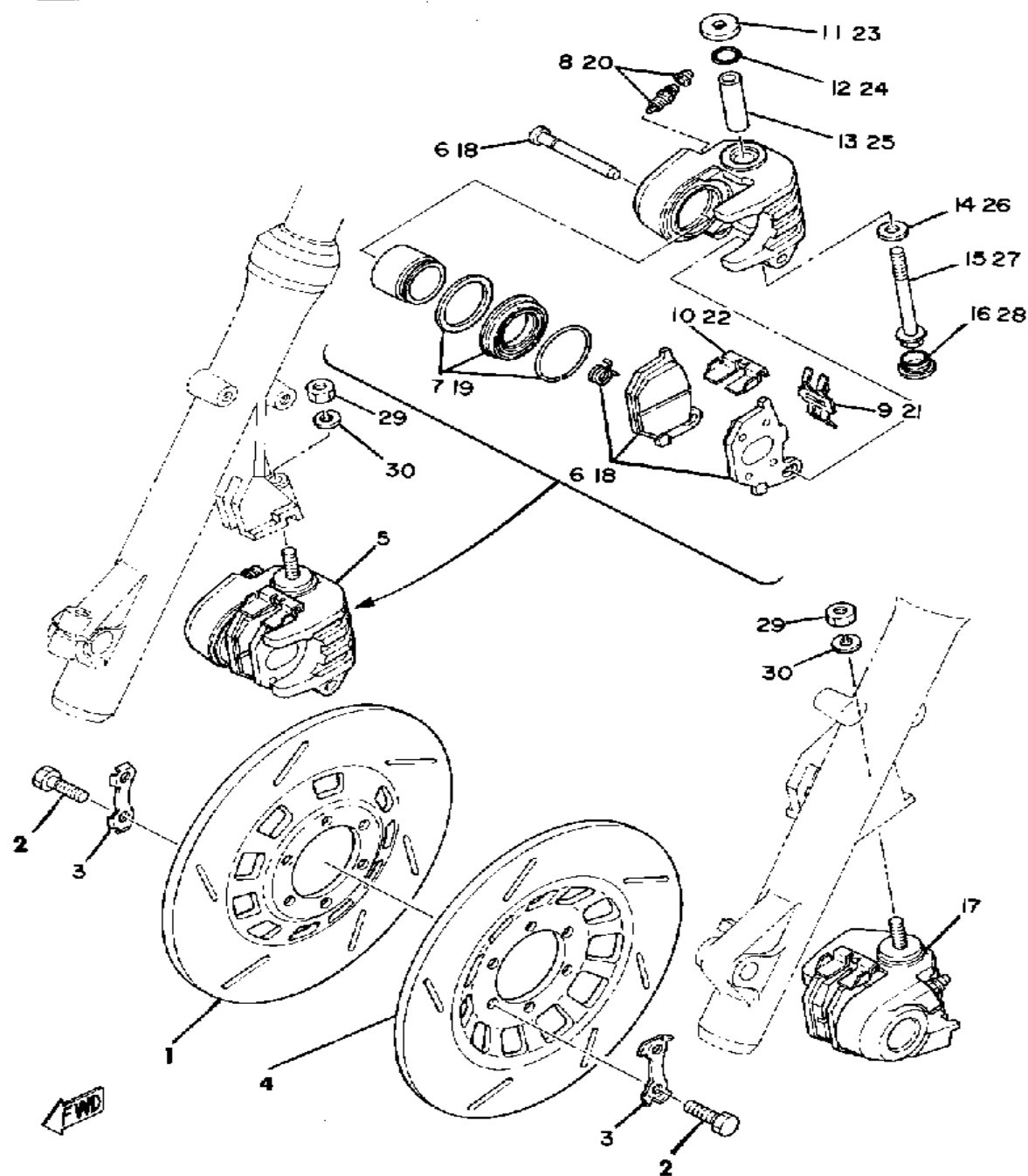
Tire Size (Nominal Pressure)	F:3.25H19 (1.8kg/cm ² /26 psi) R:130/90-18 (2.0kg/cm ² /28 psi)
------------------------------	---

FRONT WHEEL

Ref. No.	Part Number	Description	Qty	Remarks
1	2H9-25168-29-00	WHEEL, CAST FRONT (2H9-25168-00)	1	
2	90560-17126-00	SPACER	1	
3	146-25315-00-00	FLANGE, SPACER	1	
4	93105-45017-00	OIL SEAL	1	
5	93306-30309-00	BEARING	1	
6	93306-30309-00	BEARING	1	
7	341-25149-00-00	CLUTCH, METER	1	
8	341-25846-00-00	RETAINER, CLUTCH	1	
9	93102-28022-00	OIL SEAL	1	
10	94132-193M3-00	325H19 L303TL #TBB (3.25-19) (94132-1946)	1	TUBELESS
11	93900-00001-00	VALVE, RIM	1	
12	2G2-25190-00-00	GEAR UNIT ASSEMBLY	1	
13	1A1-25398-01-00	BALANCER, WHEEL	1	U.N.
	1A1-25399-00-00	BALANCER, WHEEL	1	U.N.
	2M0-25399-00-00	BALANCER, WHEEL	1	U.N.
14	341-25181-01-00	AXLE, WHEEL	1	
15	92990-14200-00	WASHER, PLAIN	1	
16	90171-14020-00	NUT, CASTLE	1	
17	91401-30030-00	PIN, COTTER	1	
18	90387-17433-00	COLLAR	1	
19	341-25118-00-00	COVER, hub dust	1	

FRONT BRAKE CALIPER

Minimum Brake Lining Thicknes	Front: 6.0mm	Rear: 6.0mm
-------------------------------	--------------	-------------

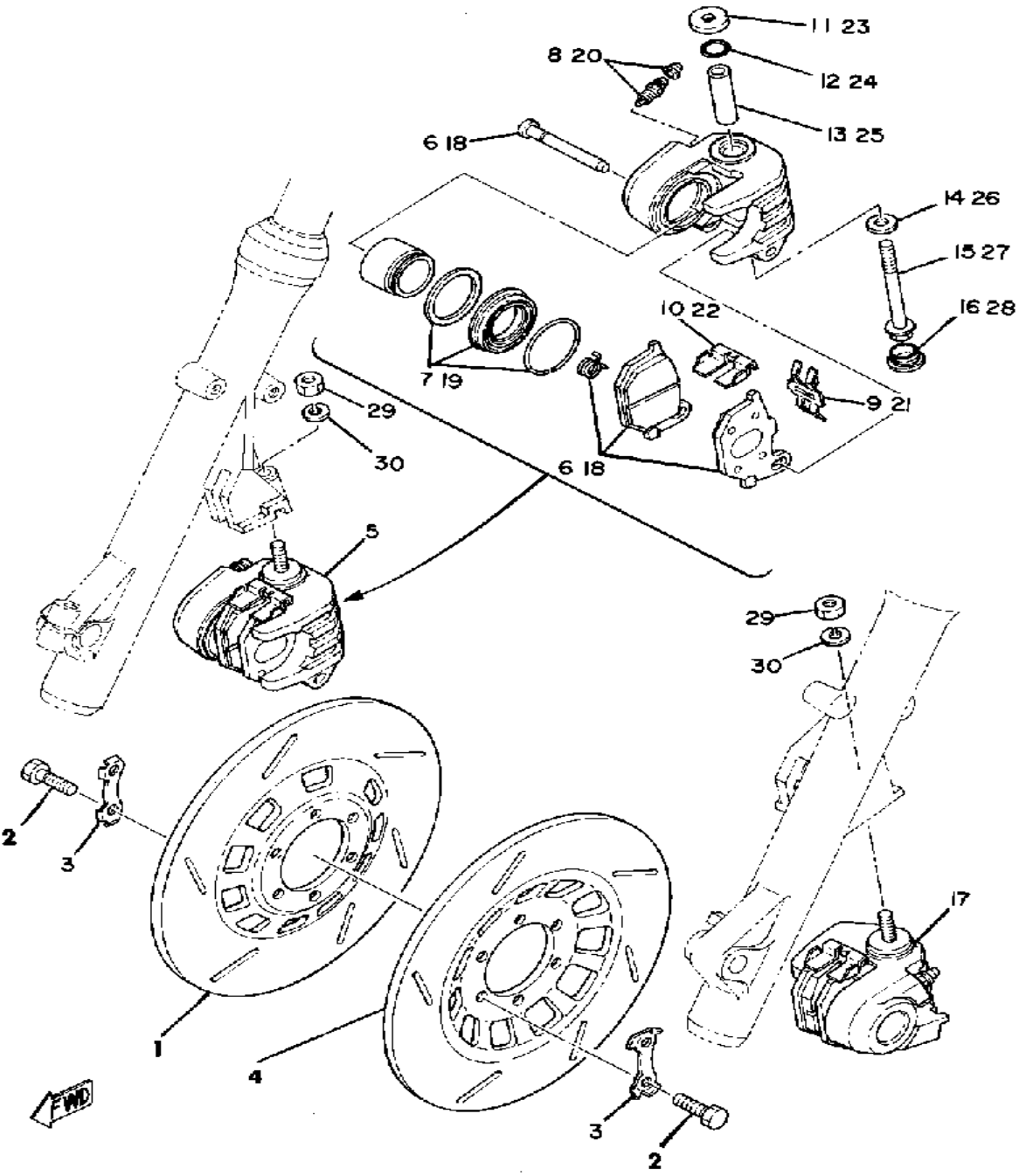


Ref. No.	Part Number	Description	Qty	Remarks
1	3J2-25831-00-00	DISC, BRAKE	1	
2	90101-08477-00	BOLT	12	
3	3H5-25834-00-00	WASHER, LOCK	6	
4	(3J2-25831-10-00)	DISC, BRAKE	1	
5	(3J6-25810-02-00)	CALIPER ASSEMBLY RH	1	
6	4W1-W0046-00-00	. BRAKE PAD KIT, REAR	1	
7	2G2-W0047-00-00	. CALIPER SEAL KIT	1	
8	1J3-W0048-00-00	. BLEED SCREW KIT	1	
9	2G2-25919-00-00	. SUPPORT, PAD	1	
10	2G2-25849-01-00	. RETAINER, CALIPER	1	
11	90201-08689-00	. WASHER, PLATE	1	
12	2G2-W0044-00-00	. O-RING KIT, CALIPER	1	
13	2G2-25838-00-00	. SLEEVE, CALIPER	1	
14	90201-09690-00	. WASHER, PLATE	1	
15	2G2-25821-00-00	. BOLT 1	1	
16	2G2-25916-00-00	. PLUG	1	
17	4H7-25810-12-00	CALIPER ASSEMBLY LH (LEFT) (4H7-25810-11)	1	
18	4H7-W0045-12-00	. BRAKE PAD KIT, FRNT (4H7-W0045-10)	1	
19	2G2-W0047-00-00	. CALIPER SEAL KIT	1	
20	1J3-W0048-00-00	. BLEED SCREW KIT	1	
21	2G2-25919-00-00	. SUPPORT, PAD	1	
22	2G2-25849-01-00	. RETAINER, CALIPER	1	
23	90201-08689-00	. WASHER, PLATE	1	
24	2G2-W0044-00-00	. O-RING KIT, CALIPER	1	
25	2G2-25838-00-00	. SLEEVE, CALIPER	1	
26	90201-09690-00	. WASHER, PLATE	1	
27	2G2-25821-00-00	. BOLT 1	1	

CONTINUED ON NEXT FRAME ►

FRONT BRAKE CALIPER

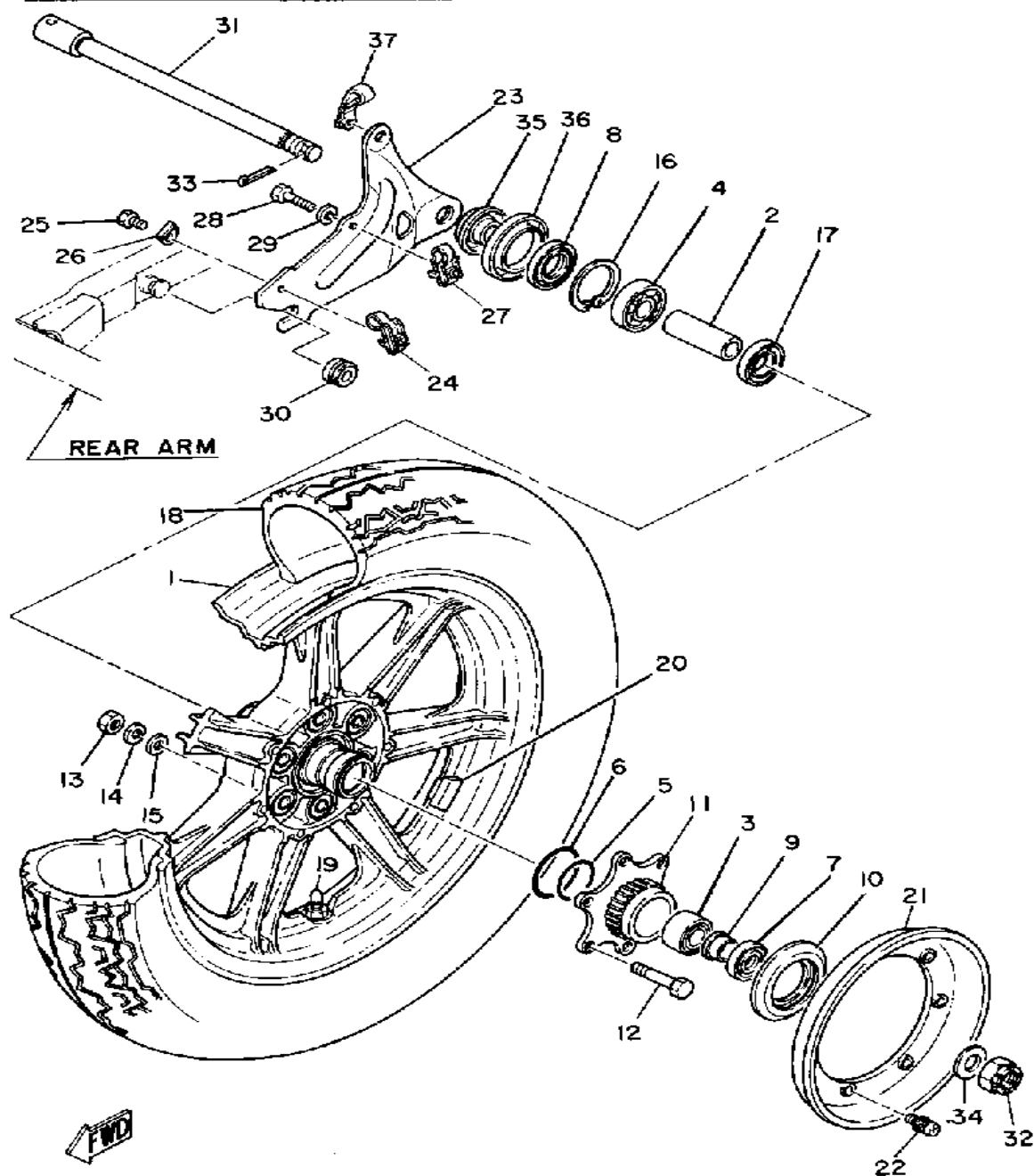
Minimum Brake Lining Thicknes	Front: 6.0mm	Rear: 6.0mm
-------------------------------	--------------	-------------



Ref. No.	Part Number	Description	Qty	Remarks
28	2G2-25916-00-00	. PLUG	1	
29	95333-08600-00	NUT	2	
30	92990-08100-00	WASHER	2	

REAR WHEEL

Tire Size (Nominal Pressure) F:3.25H19 (1.8kg/cm²/26 psi) R:130/90-16 (2.0kg/cm²/28 psi)



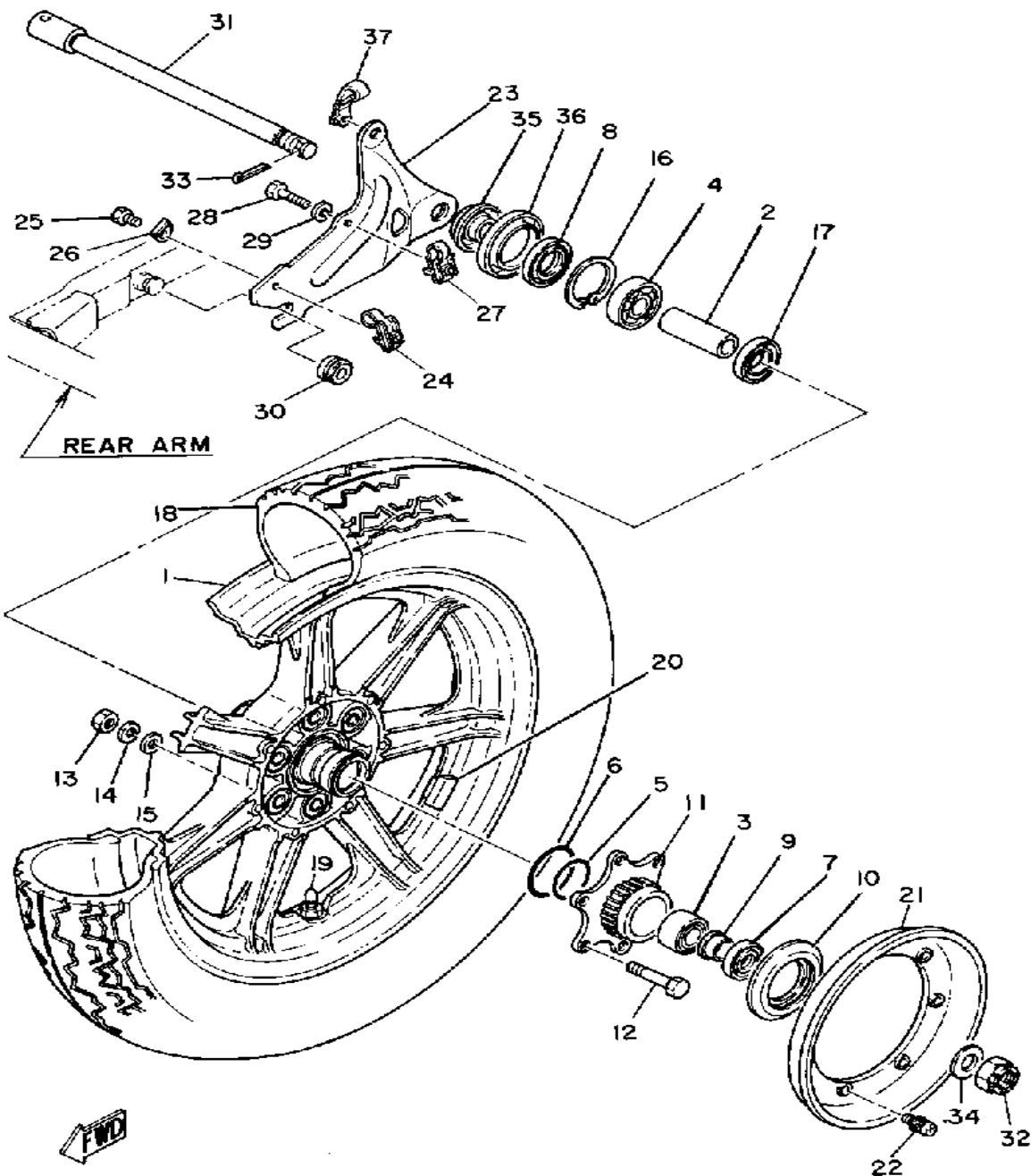
Rear Axle Nut	18 x 1.5: 16.0 m·kg
Rear Axle Pinch Bolt	8 x 1.25: 0.6 m·kg

Ref. No.	Part Number	Description	Qty	Remarks
1	(3H3-W2533-01-00)	WHEEL, CAST REAR	1	
2	2H7-25317-00-00	SPACER, BEARING	1	
3	93313-62010-00	BEARING, CYLINDER.# 3	1	
4	93306-30417-00	BEARING (B6304ZZ)	1	
5	93210-40745-00	O-RING	1	
6	93210-58677-00	O-RING (93210-58114)	1	
7	93102-25360-00	OIL SEAL	1	
8	93104-27026-00	OIL SEAL, SO-TYPE	1	
9	90387-20741-00	COLLAR	1	
10	3J3-25319-00-00	SEAL, HUB DUST	1	
11	2H7-25366-00-00	CLUTCH, HUB	1	
12	90109-10491-00	BOLT	6	
13	95380-10600-00	NUT	6	
14	92990-10100-00	WASHER, SPRING	6	
15	90201-10124-00	WASHER, PLATE	6	
16	99009-52500-00	CIRCLIP	1	
17	2H7-25315-00-00	FLANGE, SPACER	1	
18	94113-161J2-00	130/90-16 G528 BS	1	TUBELESS
19	93900-00001-00	VALVE, RIM	1	
20	1A1-25398-01-00	BALANCER, WHEEL	1	U.N.
	1A1-25399-00-00	BALANCER, WHEEL	1	U.N.
	2M0-25399-00-00	BALANCER, WHEEL	1	U.N.
21	2H7-25327-00-00	COVER, PLATE	1	
22	90159-05018-00	SCREW, WITH WASHER	4	
23	(3J2-25371-01-00)	BAR, TENSION	1	
24	(90461-08051-00)	CLAMP	1	
25	97026-06012-00	BOLT	1	
26	(90215-06128-00)	WASHER, LOCK	1	
27	90461-08052-00	CLAMP	1	

CONTINUED ON NEXT FRAME ►

REAR WHEEL

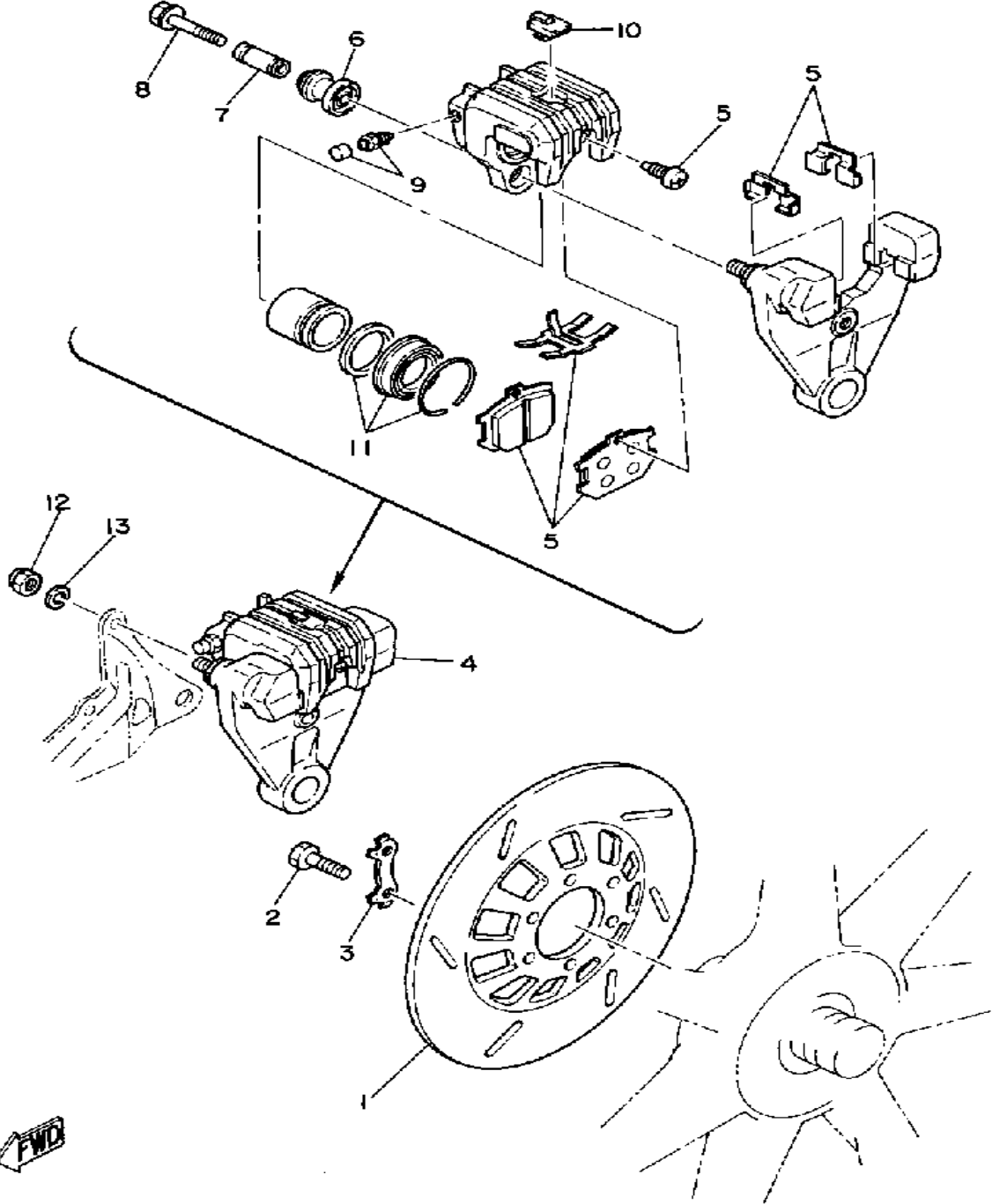
Tire Size (Nominal Pressure)	F:3.25H19 (1.8kg/cm ² /26 psi) R:130/90-16 (2.0kg/cm ² /28 psi)
------------------------------	---



Ref. No.	Part Number	Description	Qty	Remarks
28	97026-06014-00	BOLT	1	
29	92906-06100-00	WASHER, SPRING	1	
30	3H3-25374-00-00	SPACER, TORQ.STOP	1	
31	(3J3-25381-00-00)	AXLE, WHEEL	1	
32	90171-18043-00	NUT, CASTLE	1	
33	91401-40040-00	PIN, COTTER	1	
34	90201-18620-00	WASHER, PLAIN	1	
35	3H3-25377-00-00	COLLAR, WHEEL	1	
36	1J7-25367-00-00	COVER, HUB DUST	1	
37	(90461-12053-00)	CLAMP	1	

Rear Axle Nut	18 x 1.5: 16.0 m-kg
Rear Axle Pinch Bolt	8 x 1.25: 0.6 m-kg

REAR BRAKE - CALIPER

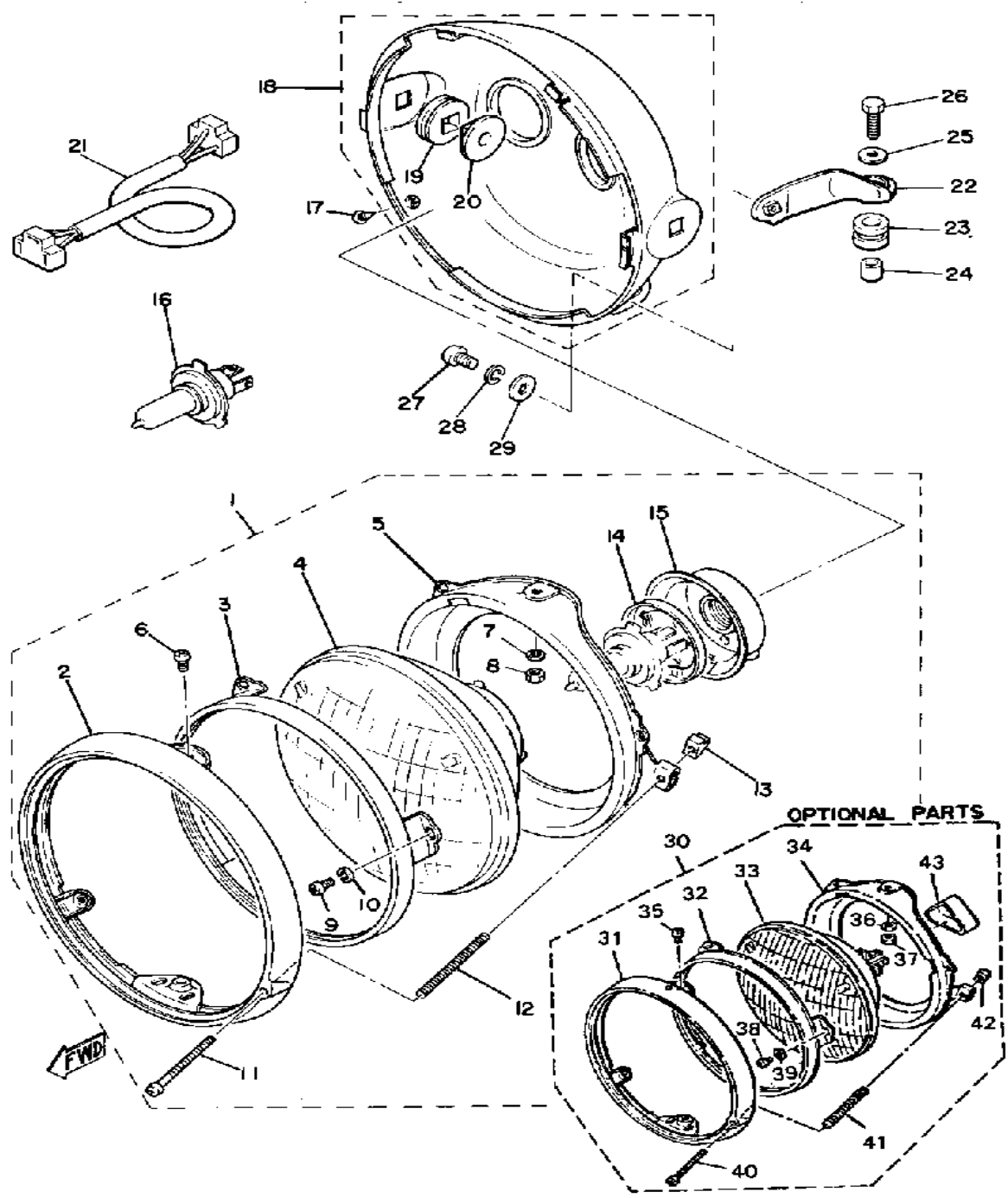


Ref. No.	Part Number	Description	Qty	Remarks
1	3J2-25831-00-00	DISC, BRAKE	1	
2	90101-08477-00	BOLT	6	
3	3H5-25834-00-00	WASHER, LOCK	3	
4	3J3-25810-52-00	CALIPER ASSEMBLY	1	
5	4K0-W0045-01-00	. BRAKE PAD KIT, FRNT	1	
6	1J3-25917-00-00	. BOOT, CALIPER	1	
7	1J3-25838-00-00	. SLEEVE, CALIPER	1	
8	90105-08145-00	. BOLT, WASHER BASED	1	
9	1J3-W0048-00-00	. BLEED SCREW KIT	1	
10	1J3-25845-01-00	. CAP, INDICATOR	1	
11	1J3-W0047-00-00	. CALIPER SEAL KIT	1	
12	95303-08800-00	NUT (CROWN) (95301-08800)	1	
13	92990-08100-00	WASHER	1	

Tire Size (Nominal Pressure) F.3.25H18 (1.8kg/cm²/26 psi) R.13.0790-16 (2.0kg/cm²/28 psi)



Headlight / Taillight / Signal Rating 12V60-55W / 12V27-8W / 12V27W

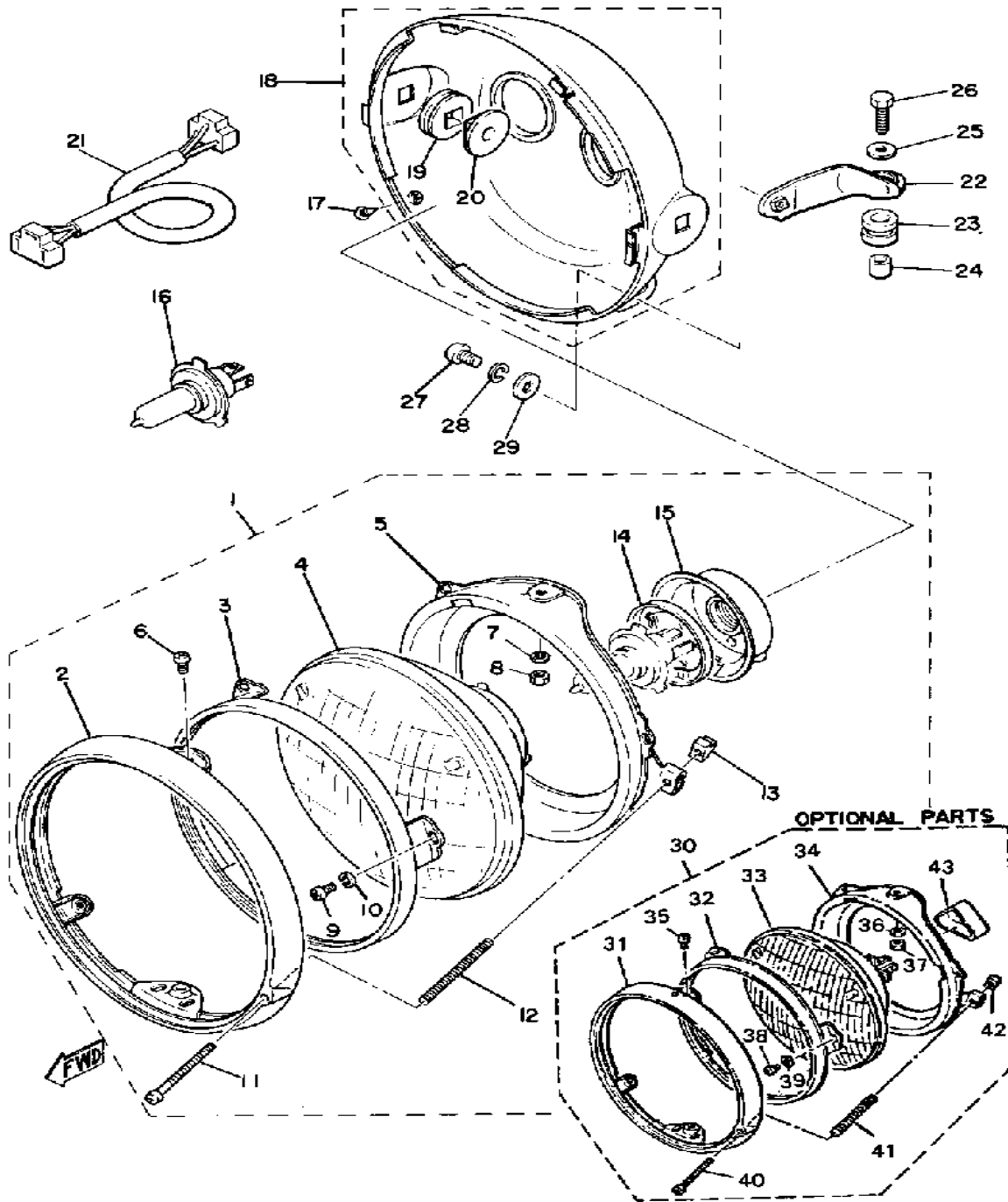


HEADLIGHT

Ref. No.	Part Number	Description	Qty	Remarks
1	2F3-84303-A0-00	HEADLIGHT UNIT ASSEMBLY	1	
2	341-84315-40-00	. RIM, HEADLIGHT	1	
3	2F9-84395-00-00	. RING, RETAINING	1	
4	2F3-84321-A0-00	. LENS, HEADLIGHT	1	
5	2F9-84394-00-00	. RING, MOUNTING	1	
6	98501-05010-00	. SCREW, PAN HEAD	2	
7	92990-05100-00	. WASHER, SPRING	2	
8	95380-05600-00	. NUT	2	
9	98580-04008-00	. SCREW, PAN HEAD	3	
10	92901-04100-00	. WASHER, SPRING	3	
11	98580-04055-00	. SCREW, LENS FITTING	1	
12	341-84332-60-00	. SPRING, SCREW	1	
13	198-84334-60-00	. NUT, ADJUSTING	1	
14	2F9-84375-00-00	. SETTING PLATE, BULB	1	
15	2F9-84397-01-00	. COVER, SOCKET	1	
16	5V2-84314-00-XX	BULB, HL 12V60/55W (2F9-84314-00)	1	
17	90152-05005-00	SCREW, COUNTERSUNK	2	
18	3J6-84330-00-93	BODY ASSEMBLY	1	CHROME PLATED
19	584-84345-60-00	. DAMPER, HEADLIGHT	2	
20	584-84338-60-00	. COLLAR, BODY FTNG	2	
21	2H7-84359-00-00	CORD, HEADLIGHT	1	
22	3H3-84318-00-00	STAY, HEADLIGHT 1	1	
23	90480-16114-00	GROMMET	1	
24	90387-07598-00	COLLAR	1	
25	90201-06697-00	WASHER, PLATE	1	
26	97011-06025-00	BOLT (97001-06025)	1	
27	98503-06014-00	SCREW, PAN HEAD (92502-06016)	1	

CONTINUED ON NEXT FRAME ►

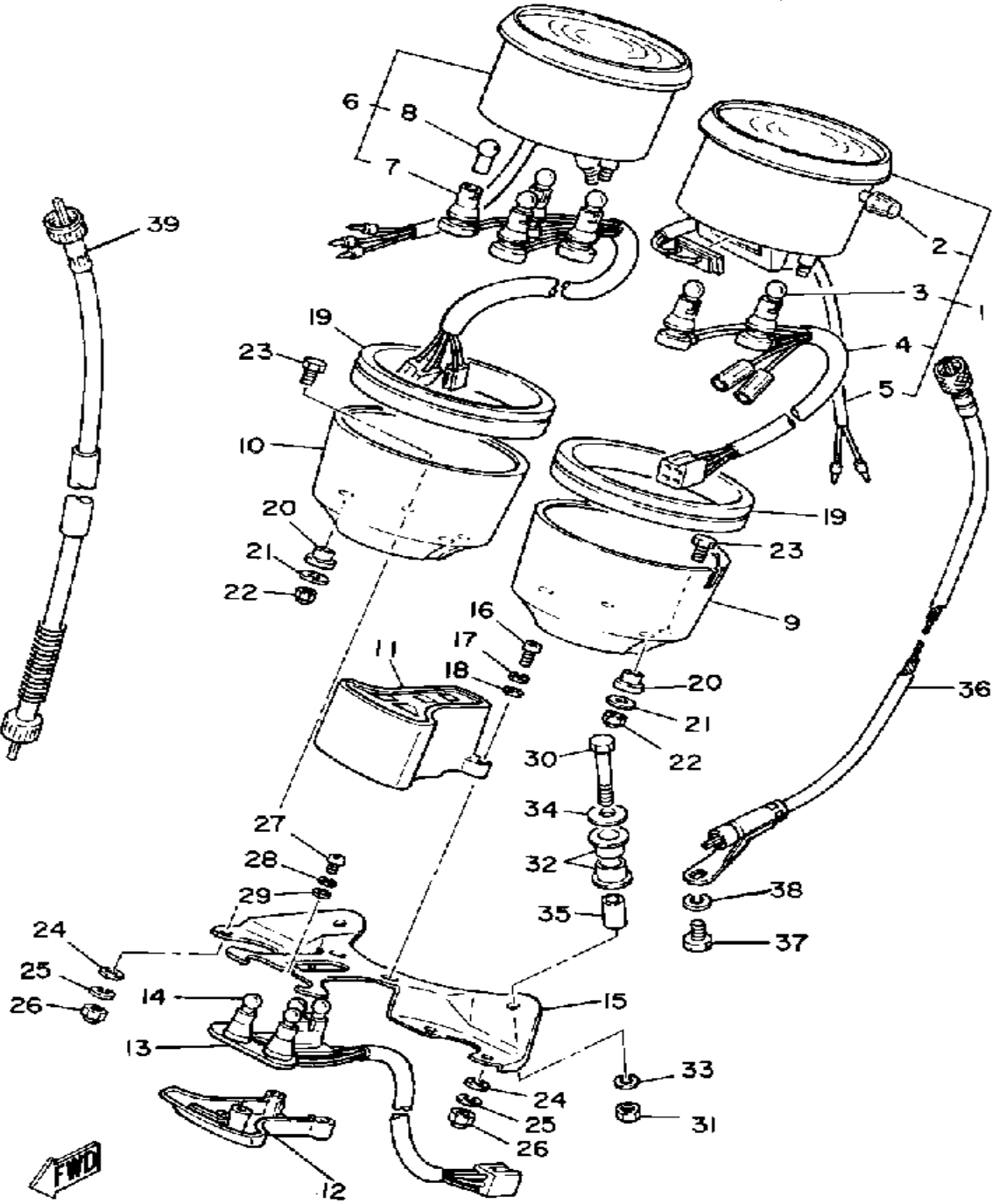
Headlight / Taillight / Signal Rating 12V60-55W / 12V27-8W / 12V27W



HEADLIGHT

Ref. No.	Part Number	Description	Qty	Remarks
28	92995-06100-00	WASHER, SPRING	1	
29	90201-06067-00	WASHER, PLATE	1	
30	2J2-84310-60-00	HEADLIGHT UNIT ASSEMBLY .	1	
31	2J2-84310-60-00	. HEADLIGHT UNIT ASSEMBLY	1	
32	2F9-84395-00-00	. RING, RETAINING	1	
33	341-84320-60-00	. LENS ASSEMBLY	1	
34	2F9-84394-00-00	. RING, MOUNTING	1	
35	98580-05010-00	. SCREW, PAN HEAD	2	
36	92990-05100-00	. WASHER, SPRING	2	
37	95380-05600-00	. NUT	2	
38	98580-04008-00	. SCREW, PAN HEAD	3	
39	92901-04100-00	. WASHER, SPRING	3	
40	98580-04055-00	. SCREW, LENS FITTING	1	
41	341-84332-60-00	. SPRING, SCREW	1	
42	198-84334-60-00	. NUT, ADJUSTING	1	
43	341-84397-61-00	. COVER, SOCKET	1	

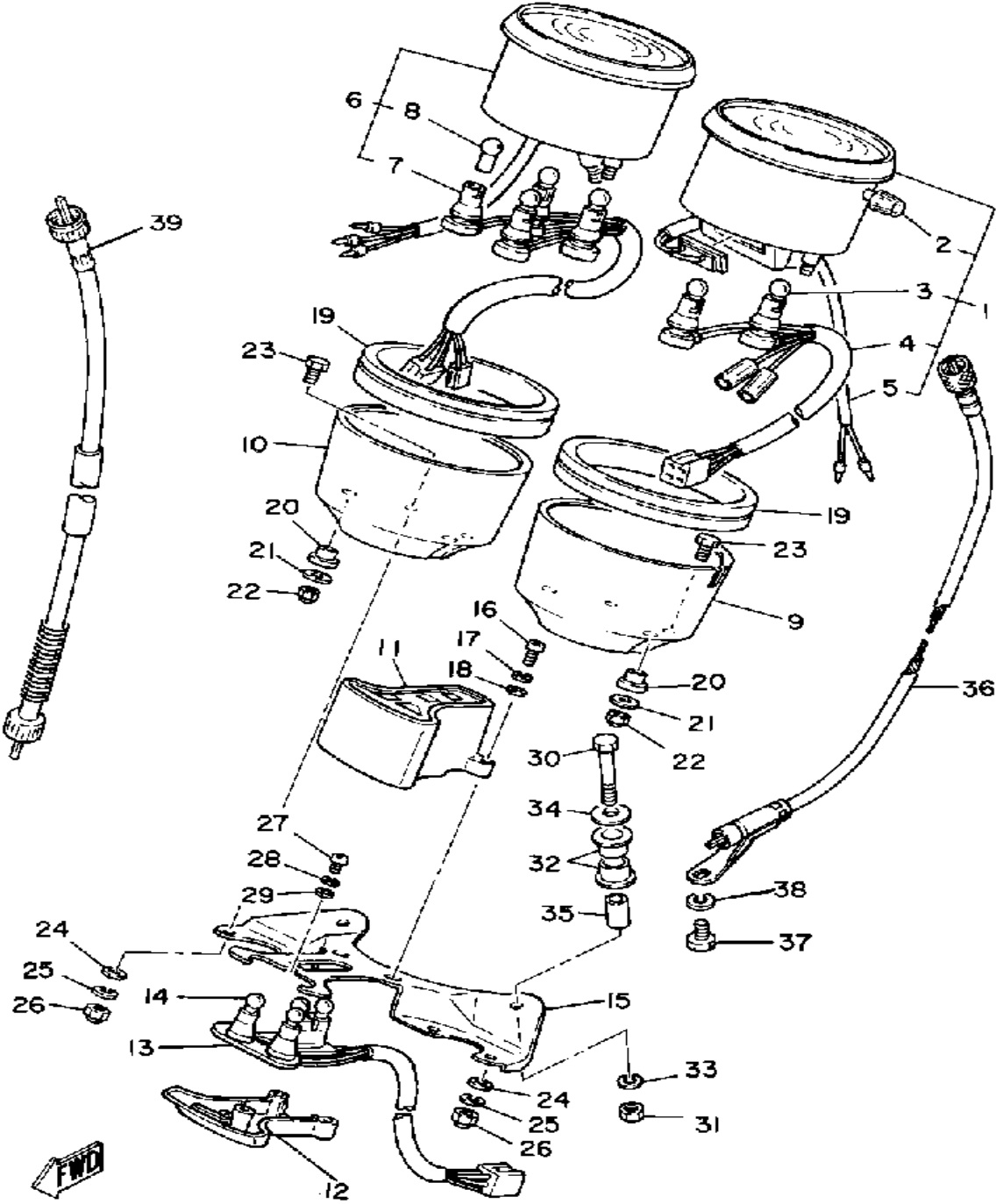
SPEEDOMETER - TACHOMETER



Ref. No.	Part Number	Description	Qty	Remarks
1	5H1-83570-A0-00	SPEEDOMETER ASSEMBLY ..	1	
2	584-83578-71-00	. KNOB, TRIP METER	1	
3	123-83516-21-00	. BULB (12V-3.4W)	2	
4	(3J6-83536-00-00)	SOCKET, METER	1	
5	2H7-83556-00-00	. SENDER	1	
6	(3V0-83540-F0-00)	TACHOMETER ASSEMBLY ...	1	
7	(3J2-83520-A0-00)	SOCKET CORD ASSEMBLY ..	1	
8	123-83516-21-00	. BULB (12V-3.4W)	4	
9	2J2-83507-00-00	COVER, SPEEDOMETER	1	
10	2J2-83508-00-00	COVER, TACHOMETER	1	
11	3J6-83568-A0-00	PILOT BOX, UPPER	1	
12	3J6-83569-A0-00	PILOT BOX, LOWER	1	
13	3J6-83509-01-00	SOCKET CORD ASSEMBLY ..	1	
14	123-83516-21-00	BULB (12V-3.4W)	4	
15	3J6-83519-00-00	BRACKET, METER	1	
16	98506-04012-00	SCREW, PAN HEAD	4	
17	92906-04100-00	WASHER, SPRING	4	
18	92906-04600-00	WASHER, PLATE	4	
19	3H3-83513-00-00	DAMPER	2	
20	584-83523-00-00	DAMPER	4	
21	90201-05031-00	WASHER, PLATE	4	
22	95303-05800-00	NUT (CROWN)	4	
23	584-83546-00-00	BOLT	4	
24	92990-06200-00	WASHER	4	
25	92995-06100-00	WASHER, SPRING	4	
26	95303-06800-00	NUT (CROWN)	4	
27	98580-04008-00	SCREW, PAN HEAD	1	
28	92901-04100-00	WASHER, SPRING	1	
29	92901-04600-00	WASHER, PLATE	1	

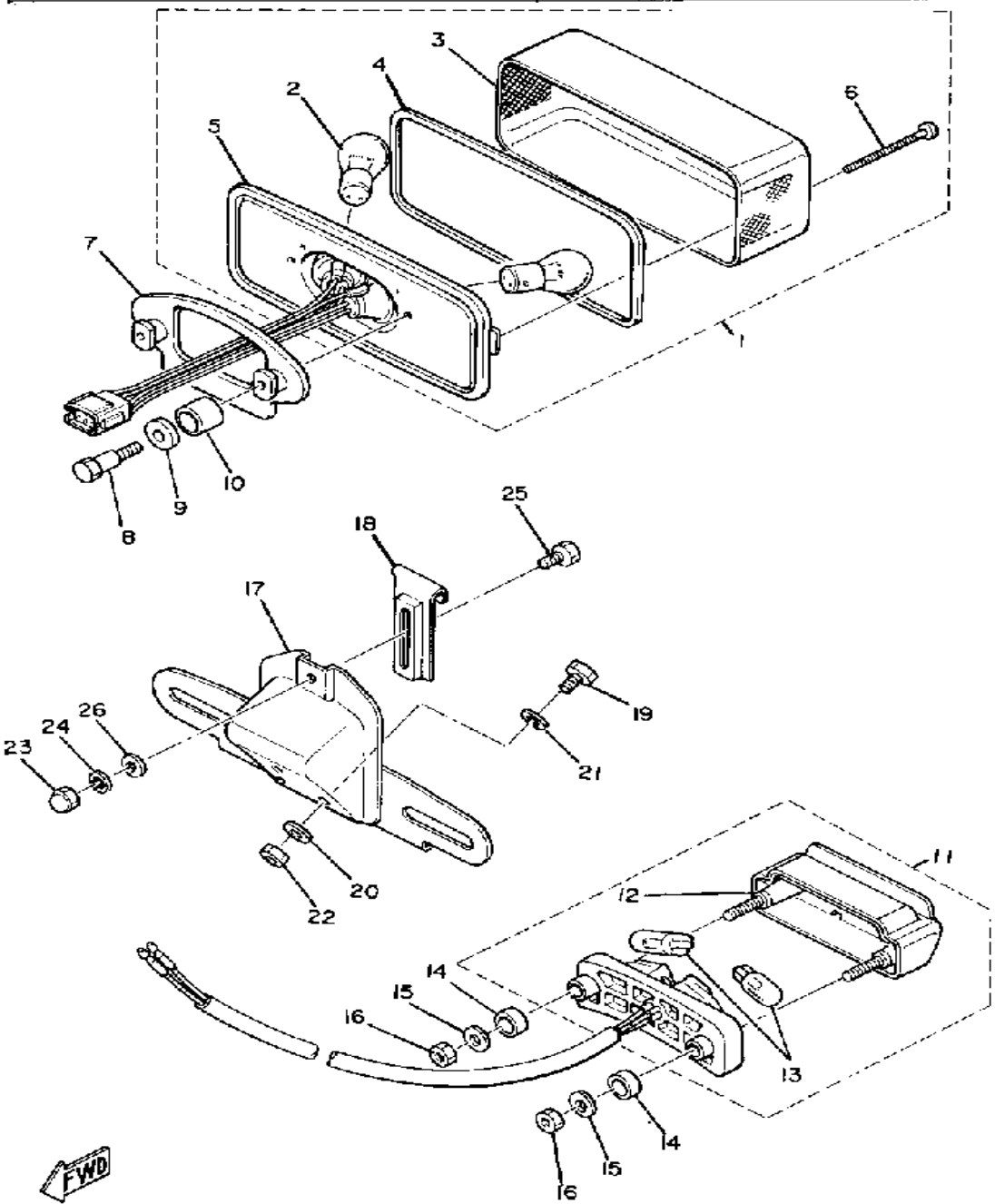
CONTINUED ON NEXT FRAME ➤

SPEEDOMETER - TACHOMETER



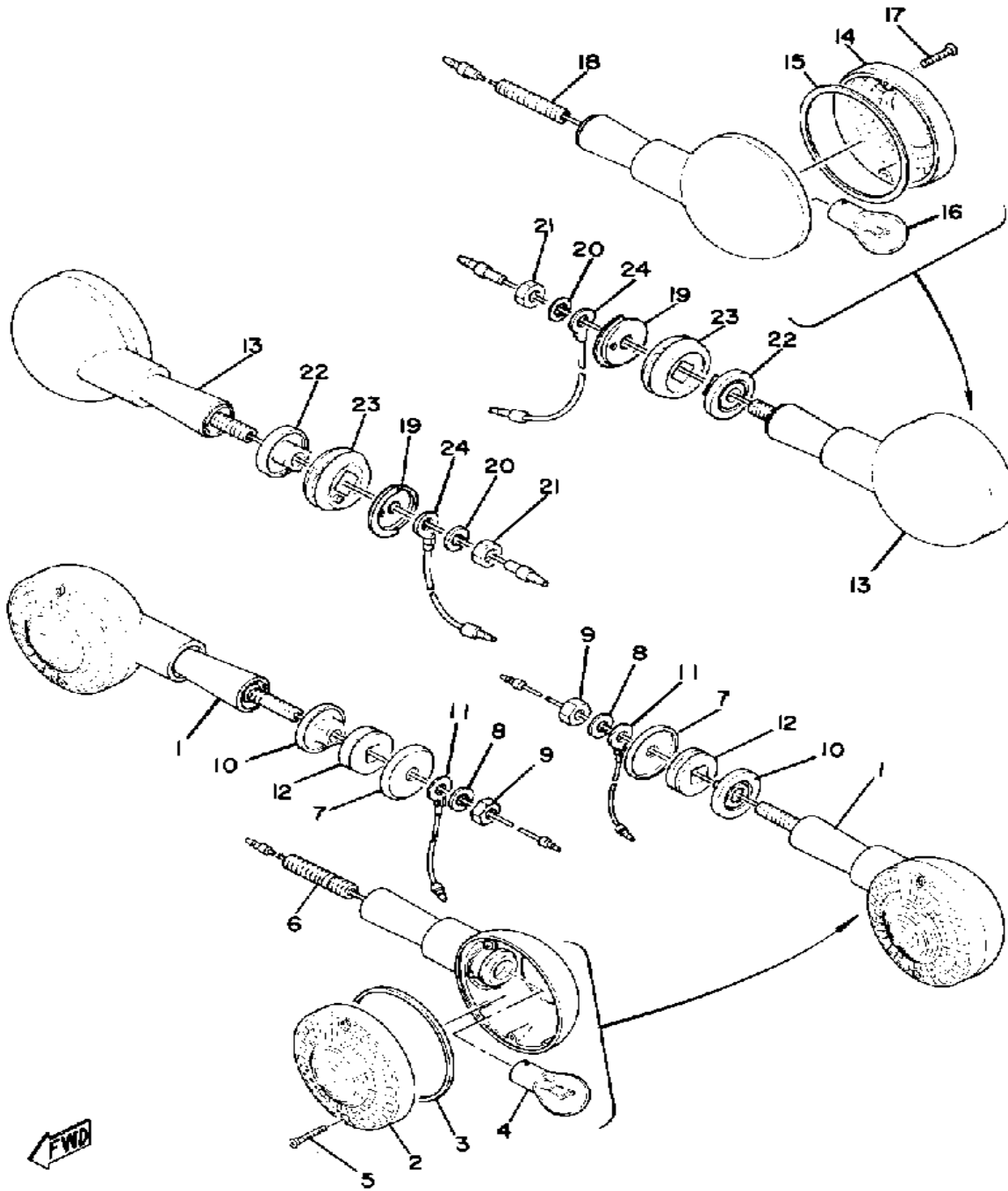
Ref. No.	Part Number	Description	Qty	Remarks
30	97006-06040-00	BOLT	2	
31	95380-06600-00	NUT	2	
32	584-83541-00-00	DAMPER	4	
33	92995-06100-00	WASHER, SPRING	2	
34	90201-06067-00	WASHER, PLATE	2	
35	90387-06249-00	COLLAR	2	
36	5K5-83550-00-00	SPEEDOMETER CABLE	1	
37	90153-06004-00	SCREW, HEXAGON	1	
38	92995-06100-00	WASHER, SPRING	1	
39	3J3-83560-00-00	TACHOMETER CABLE	1	

Headlight / Taillight / Signal Rating 12V60-55W / 12V27-8W / 12V27W



TAILLIGHT

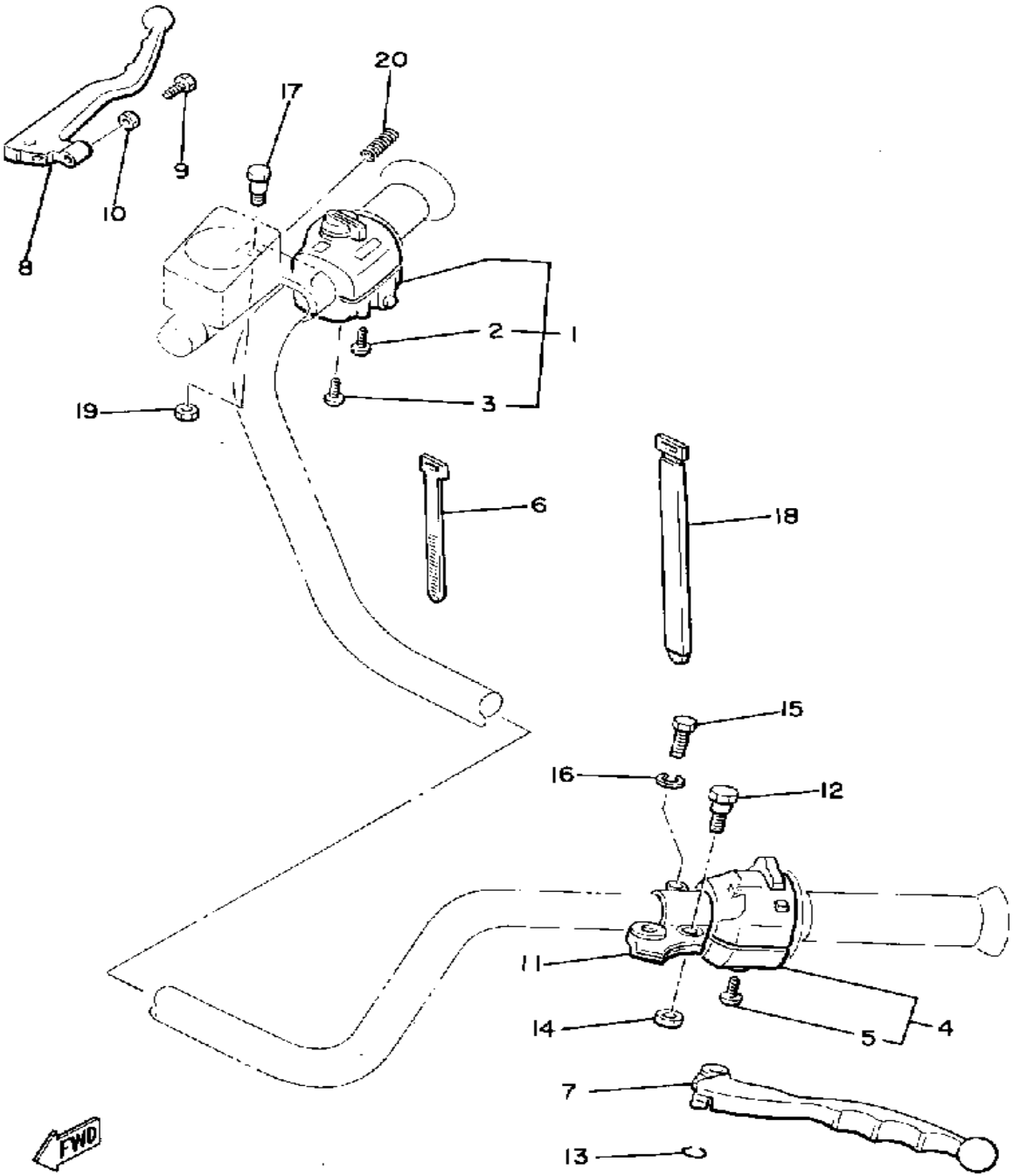
Ref. No.	Part Number	Description	Qty	Remarks
1	3G1-84710-60-00	TAILLIGHT UNIT ASSEMBLY ..	1	
2	256-84714-61-00	. BULB (12V-27/8W)	2	
3	1A8-84721-61-00	. LENS, TAILLIGHT	1	
4	1A0-84723-60-00	. GASKET, TAIL LENS	1	
5	3G1-84710-60-00	. TAILLIGHT UNIT ASSEMBLY .	1	
6	98580-04055-00	. SCREW, LENS FITTING	2	
7	3G1-84712-00-00	SEAT, BASE	1	
8	90109-06548-00	BOLT	2	
9	2H7-84754-00-00	WASHER, SPECIAL	2	
10	3G1-84712-60-00	SEAT, BASE	3	
11	(3J2-84745-61-00)	LICENSE LITE ASSEMBLY ...	1	
12	(3J2-84749-01-00)	BODY, LICENCE LIGHT	1	
13	3F9-84744-00-XX	BULB, METER 12V3.8W	2	
14	(3J2-84759-00-00)	GROMMET	2	
15	90201-05033-00	WASHER, PLATE	2	
16	95380-05600-00	NUT	2	
17	3J2-84751-00-93	BRACKET, LICENSE	1	CHROME PLATED
18	(3J2-84750-00-93)	STOPPER, NO PLATE	1	
19	97013-06012-00	BOLT	3	
20	92901-06600-00	WASHER	3	
21	92995-06100-00	WASHER, SPRING	3	
22	95380-06600-00	NUT	3	
23	95303-06800-00	NUT (CROWN)	1	
24	92995-06100-00	WASHER, SPRING	1	
25	97013-06012-00	BOLT	1	
26	92990-06600-00	WASHER, PLATE	1	



FLASHER LIGHT

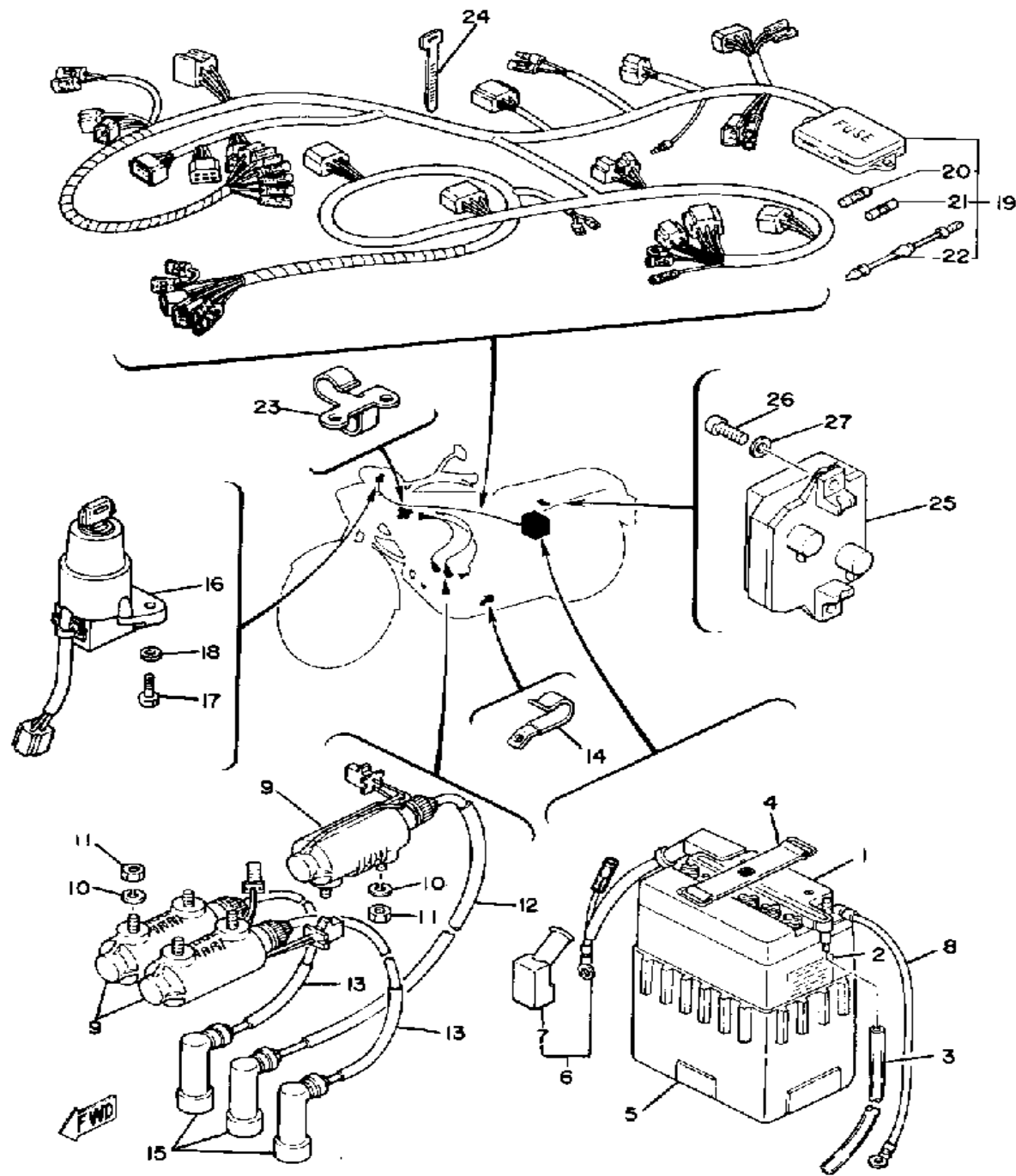
Ref. No.	Part Number	Description	Qty	Remarks
1	341-83310-72-93	FRT FLSHR LITE ASSEMBLY	2	CHROME PLATED
2	341-83312-70-00	. LENS, FLASHER	1	
3	3Y6-83313-00-00	. GASKET, FLSHR LENS	1	
4	256-83311-70-XX	. BULB, TS 12V27W	1	
5	341-83333-70-00	. SCREW, LENS FITTING	2	
6	341-83367-09-00	. BOLT, STUD	1	
7	90209-08098-00	WASHER, SPEC'L SHAP	2	
8	92990-08100-00	WASHER	2	
9	95333-08600-00	NUT	2	
10	341-83316-01-00	COLLAR, FLASHER 1	2	
11	256-84313-01-00	WIRE, EARTH	2	
12	341-83321-01-00	DAMPER, FLASHER 1	2	
13	341-83330-21-93	R FLSHR LITE ASSEMBLY	2	CHROME PLATED
14	341-83312-70-00	. LENS, FLASHER	1	
15	3Y6-83313-00-00	. GASKET, FLSHR LENS	1	
16	256-83311-70-XX	. BULB, TS 12V27W	1	
17	341-83333-70-00	. SCREW, LENS FITTING	2	
18	360-83367-09-00	. BOLT, STUD	1	
19	1E6-83348-00-00	WASHER	2	
20	92990-08100-00	WASHER	2	
21	95333-08600-00	NUT	2	
22	341-83316-01-00	COLLAR, FLASHER 1	2	
23	1E6-83321-00-00	DAMPER, FLASHER 1	2	
24	3FU-83364-00-00	WIRE, EARTH LEAD 1	2	

HANDLE SWITCH - LEVER



Ref. No.	Part Number	Description	Qty	Remarks
1	2G2-83975-00-98	SWITCH, HANDLE 2	1	LOW GLOSS BLK
2	98501-05030-00	. SCREW, PAN HEAD	1	
3	98501-05040-00	. SCREW, PAN HEAD (98502-05040)	1	
4	2G2-83973-00-98	SWITCH, HANDLE 3	1	LOW GLOSS BLK
5	98501-05030-00	. SCREW, PAN HEAD	2	
6	437-83936-01-00	BAND, SWITCH CORD	4	
7	2H0-83912-30-00	LEVER L	1	
8	4L0-83922-00-00	LEVER RH	1	
9	90149-06131-00	SCREW	1	
10	90170-06010-00	NUT	1	
11	341-82911-00-00	HOLDER, LEVER 1	1	
12	2H7-83945-00-00	BOLT, LEVER	1	
13	93210-11368-00	O-RING	1	
14	95601-06100-00	NUT, U	1	
15	97006-06022-00	BOLT	1	
16	92906-06100-00	WASHER, SPRING	1	
17	90109-06465-00	BOLT	1	
18	341-26397-01-00	BAND	2	
19	95601-06100-00	NUT, U	1	
20	90501-10312-00	SPRING, COMPRESSION	1	

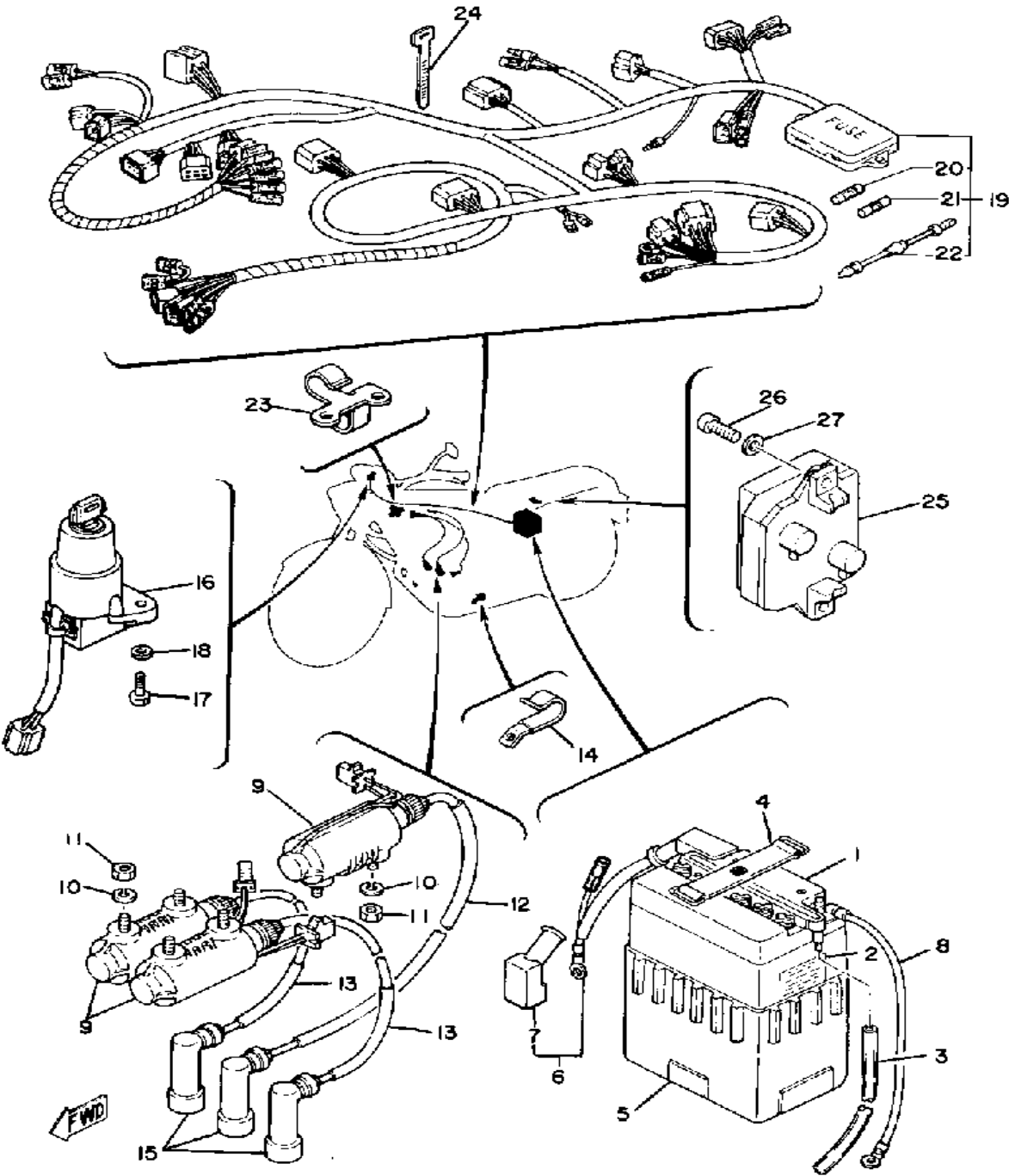
ELECTRICAL 1



Ref. No.	Part Number	Description	Qty	Remarks
1	BTY-YB14L-A2-00	BATTERY ASSEMBLY (YB14L-A2)	1	
2	118-82141-09-00	LABEL, BATTERY	1	
3	(2G2-82112-00-00)	PIPE, BREATHER	1	
4	120-82131-00-00	BAND, BATTERY	1	
5	447-82122-00-00	SEAT, BATTERY	1	
6	1J7-82115-00-00	WIRE, PLUS LEAD	1	
7	(1J7-82119-00-00)	COVER, LEAD WIRE	2	
8	1J7-82116-00-00	WIRE, MINUS LEAD	1	
9	2F3-82310-60-00	IGNITION COIL ASSEMBLY	3	
10	92995-06100-00	WASHER, SPRING	6	
11	95380-06700-00	NUT	6	
12	41R-82342-00-00	CORD, high tension 2	1	
13	4X7-82341-00-00	CORD, HIGH TENS 1 (4X7-82342-00)	2	
14	90462-08056-00	CLAMP	1	
15	1J7-82370-00-00	PLUG CAP ASSEMBLY	3	
	1J7-82370-10-00	PLUG CAP ASSEMBLY	3	OPTIONAL PARTS
16	3JV-82501-00-00	MAIN SWITCH STEERING LOCK	1	
17	97313-06016-00	BOLT, HEXAGON	2	
18	92901-06600-00	WASHER	2	
19	(3J2-82590-50-00)	WIRE HARNESS ASSEMBLY	1	
20	116-82151-00-00	. FUSE (10A)	3	
21	1A0-82161-00-00	. FUSE (20A) (148-82151-00-00)	1	
22	3H5-81980-00-00	. DIODE ASSEMBLY	1	
23	(2G2-82594-00-00)	CLAMP	1	
24	437-83936-11-00	BAND, SWITCH CORD	4	
25	2F3-82305-11-00	IGNITOR UNIT ASSEMBLY 1	1	
26	98511-06025-00	SCREW PAN HEAD (92501-06025)	2	

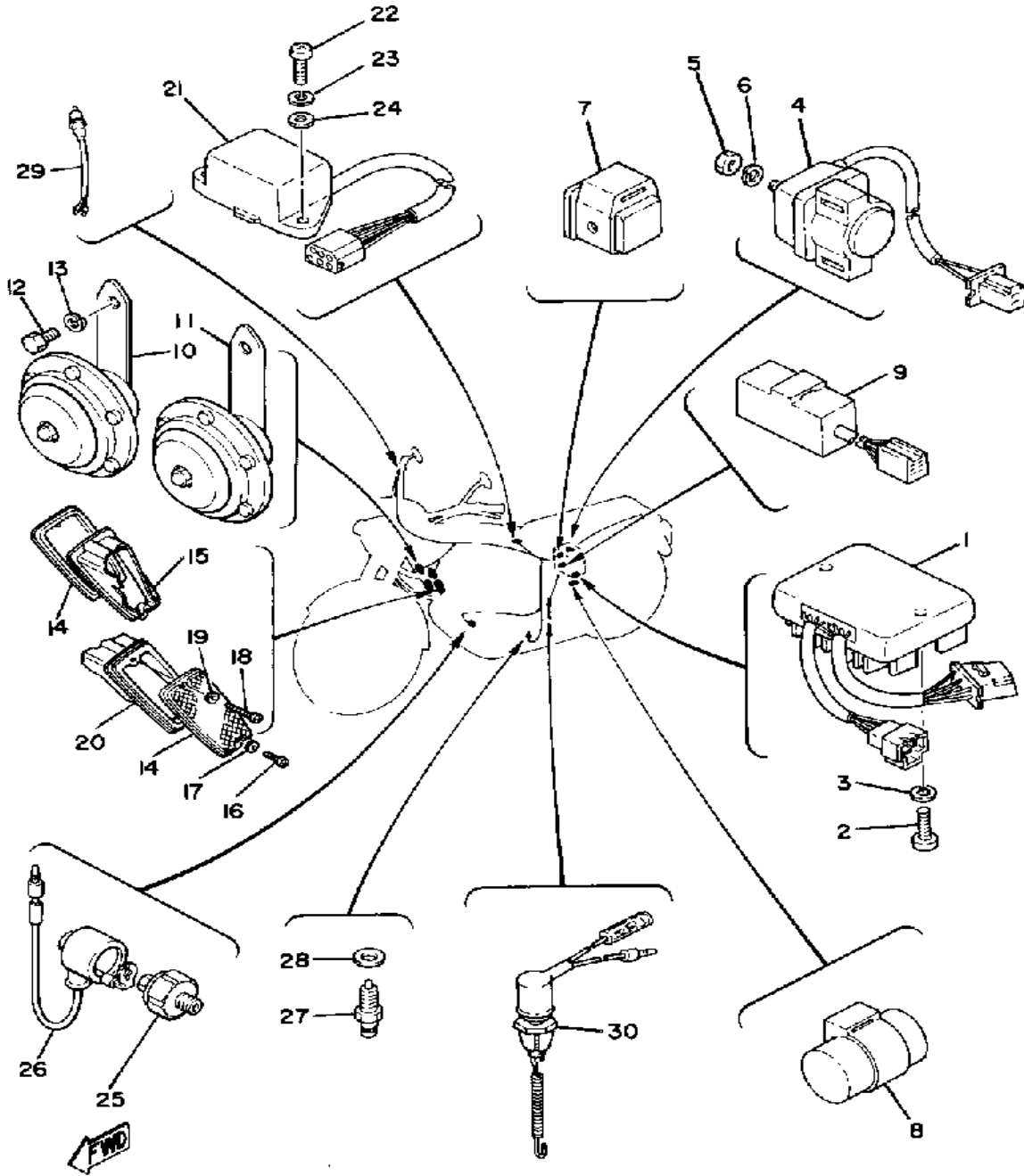
CONTINUED ON NEXT FRAME ►

ELECTRICAL 1



Ref. No.	Part Number	Description	Qty	Remarks
27	90201-065F3-00	WASHER, PLATE	2	

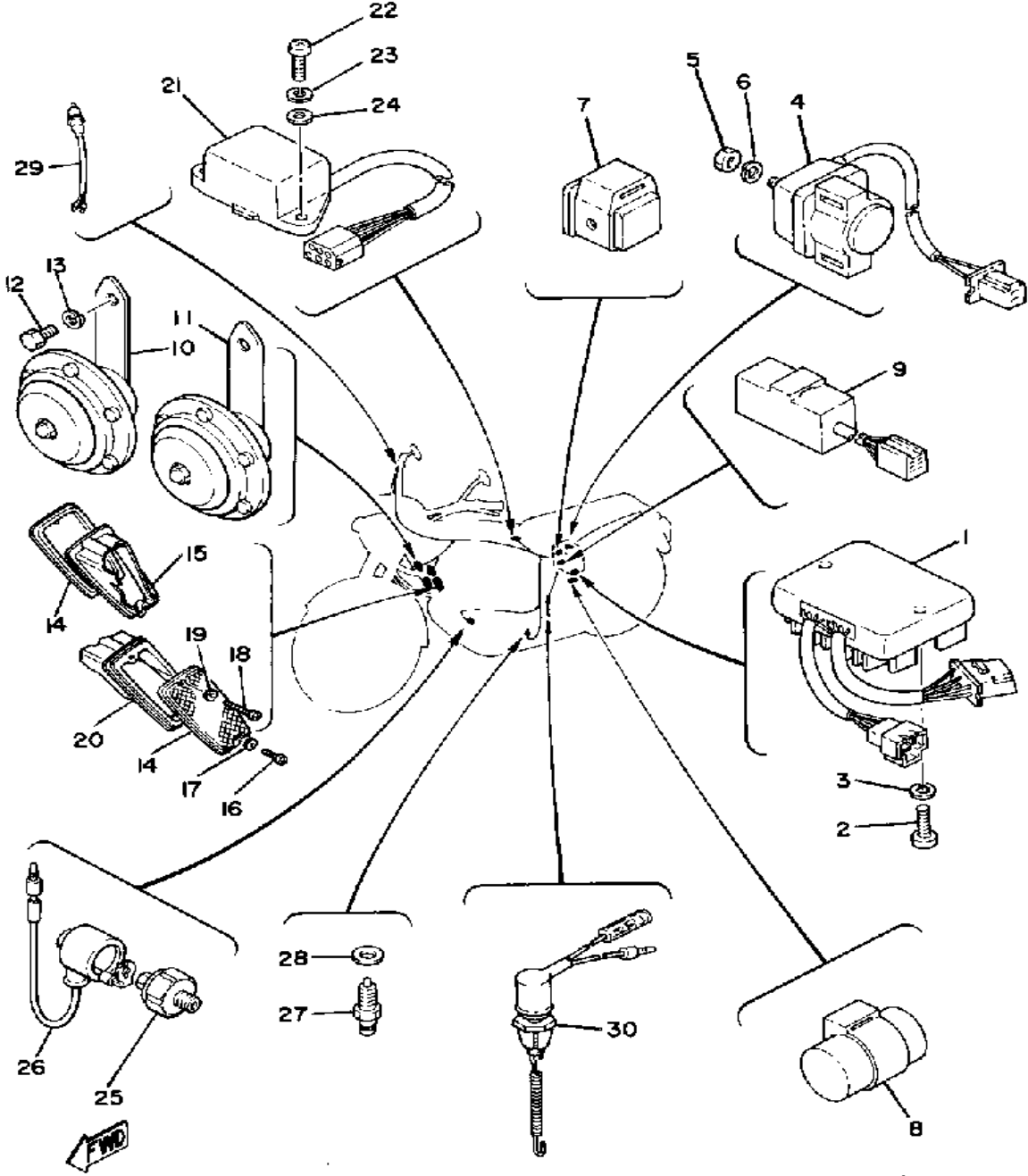
ELECTRICAL 2



Ref. No.	Part Number	Description	Qty	Remarks
1	1T4-81960-A0-00	RECTIFIER/REG ASSEMBLY ..	1	
2	98511-06025-00	SCREW PAN HEAD (92501-06025)	2	
3	92995-06100-00	WASHER, SPRING	2	
4	1J7-81940-10-00	STARTER SWITCH ASSEMBLY	1	
5	95380-06700-00	NUT	2	
6	92995-06100-00	WASHER, SPRING	2	
7	3H5-81950-00-00	RELAY ASSEMBLY	1	
8	3J3-83350-70-00	FLASHER RELAY ASSEMBLY .	1	
9	1A0-83395-03-00	FLASHER CANCL UNIT	1	
10	(3J3-83371-20-00)	HORN	1	HIGH TONE
11	3J3-83371-30-00	HORN	1	LOW TONE
12	97016-08016-00	BOLT	2	
13	92906-08100-00	WASHER, SPRING	2	
14	3G1-85110-00-00	FRT REFLECTOR ASSEMBLY .	2	
15	(3J3-85127-00-00)	BASE, REFLECTOR	1	
16	98506-04018-00	SCREW, PAN HEAD	2	
17	92901-04600-00	WASHER, PLATE	2	
18	849-84724-00-00	SCREW, LENS FITTING	2	
19	92901-04600-00	WASHER, PLATE	2	
20	(3J3-85127-50-00)	BASE, REFLECTOR	1	
21	2F9-84308-00-00	RSRV LTNG UNIT ASSEMBLY .	1	
22	98580-06020-00	SCREW	2	
23	92995-06100-00	WASHER, SPRING	2	
24	92901-06600-00	WASHER	2	
25	341-82504-02-00	OIL PRESSURE SWITCH ASS'Y	1	
26	(1J7-82507-00-00)	WIRE, LEAD	1	
27	2H7-82540-00-00	NEUTRAL SWITCH ASSEMBLY	1	

CONTINUED ON NEXT FRAME ►

ELECTRICAL 2



Ref. No.	Part Number	Description	Qty	Remarks
28	90430-10171-00	GASKET	1	
29	1A0-83980-30-00	STOP SWITCH ASSEMBLY ...	1	
30	2F1-82530-02-00	STOP SWITCH ASSEMBLY (2F1-82530-00)	1	

MOTORCYCLE
M79-062XS850SG
1980 SERVICE DATA

	XS850SG-B	XS850SG-R	3J2
Initial Engine Number / Frame Number	3J2-000101 / 3J2-000101		
Basic Color(s)	Black Blue (B)	New Ruby Red (R)	
Fuel Type/Fuel Tank Capacity/Reserve Capacity	Regular / 17 Lit. (4.5 Gal.) / 3.0 Lit. (0.8 Gal.)		
Dry Vehicle Weight	236 kg (522 lbs.)		
	4-Stroke, DOHC, Air Cooled, Transverse Triple		
Bore/Stroke/Number Cylinders/Displacement (cc)	71.5mm / 68.6mm / 3 / 826cc		
Compression Ratio/Compression Pressure Min~Max	9.2:1 / 9.0 ~ 11.0 kg/cm ²		
Piston Skirt Clearance New/Max	0.050 ~ 0.055mm / 0.1mm		
Ring End Gap Top / 2nd / 3rd	0.2 ~ 0.4mm / 0.2 ~ 0.4mm / 0.3 ~ 0.9mm		
Valve Clearance (Cold) Intake/Exhaust	0.11 ~ 0.15mm / 0.21 ~ 0.25mm		
Oil Pressure Hot/rpm	2.0 kg/cm ² @ 60°C / 1100 rpm		
Oiling System	Wet Sump		
Capacity: Dry	3700cc		
Oil and Filter Change	3100cc		
Oil Change	2800cc		
Lubricant: Temp. above 5°C (40°F)	Yamalube 4* or SAE 20W40 SE Motor Oil		
Below 15°C (60°F)	SAE 10W30 SE Motor Oil		
	∅		
Minimum Output @ 200 Cycles	∅		
Maximum Output @ 200 Cycles	∅		
	Hitachi / HSC34-10 / 3J2-00		
Main Jet / Pilot Jet	142 / 40		
Needle Jet / Jet Needle-Clip Position	2.6 / Y-01 Fixed		
Slide Cutaway or Throttle Valve	13° (#130)		
Float Level	12.5 ± 1.0mm		
Idle rpm	1100 ± 50 rpm		
CO ₂ % @ Idle (Diagnostic Use Only)	NA		
Front Forks: Oil Type / Level / Qty	10 Wt. Fork Oil* or Equivalent / ∅ / 275cc		
Gas Pressure	0.4 kg/cm ² (5.7 psi)		
Spring Length Std.	613mm		
Monoshock: Oil Type / Qty	∅		
Gas Pressure	∅		
Minimum Brake Lining Thickness	Front: 6.0mm Rear: 6.0mm		
Tire Size (Nominal Pressure)	F:3.25H19 (1.8kg/cm ² /26 psi) R:130/90-16 (2.0kg/cm ² /28 psi)		
	See ENGINE above		
Primary Drive Type / Teeth / Ratio	Spur Gears - Silent Chain / 1.666		
Secondary Drive Type / Teeth / Chain	Shaft Drive / ∅ / 3.358		
Clutch Friction Plate Thickness Std ~ Min.	2.8 ~ 2.6mm		
Clutch Spring Length Std ~ Min.	42.8 ~ 41.8mm		
Middle Gear Case Capacity	375cc		
Final Gear Case Capacity	300cc		
Gear Case Lubricant: Temp above 5°C (40°F)	SAE 90 Hypoid Gear Oil GL-4		
Temp below 15°C (60°F)	SAE 80 Hypoid Gear Oil GL-4		
All Weather Conditions	SAE 80W90 Hypoid Gear Oil GL-4		

Service Copy: _____ Service Mgr. _____ Mechanic _____ Mechanic _____ Mechanic _____ Binder

Office Copy: _____ General Mgr. _____ Sales _____ Parts _____ Binder

©1979 YAMAHA MOTOR CORPORATION, U.S.A. CYPRESS, CALIF.

November 15, 1979 PAGE 1 OF 2

	AC Generator / 3 Phase / Full Wave
Battery: Model / Spec. Grav. / Chg. Rate	Yuasa YB14L (12V14AH) / 1.280 / 1.4A
Maximum Output	14V20A @ 5000 rpm
TROUBLESHOOTING	
Field Coil Color Code / Ω	Rotor:Gm~Blk 3.5 Ω ± 10% Stator:Wht~Wht 0.4 Ω ± 10%
Charge Coil Color Code / Ω	∅
Transistor Controlled Ignition	
Ignition Timing	10° Mark
	Std: 10° @ 1100 rpm Adv: 34° @ approx. 4000 rpm
Spark Plug Type	NGK BP-7ES or Champion N-7Y
Spark Plug Gap / Torque / Cap Ω	0.7 ~ 0.8mm / 2.0 m·kg / 5K Ω ± 20%
Point Gap / Condenser Capacitance	∅ / ∅
TROUBLESHOOTING	
Ignition Coil Test Gap/Primary Ω/Secondary Ω	6mm / 2.75 Ω ± 10% / 7.9K Ω ± 20%
Pulser Coil or Pick-up Coil Color Code / Ω	Org ~ Blk / Yel ~ Blk / Gry ~ / 700 Ω ± 20%
Source Coil Color Code / Ω	∅
Headlight / Taillight / Signal Rating	12V60-55W / 12V27-8W / 12V27W
TROUBLESHOOTING	
Lighting Coil Color Code / Ω	∅
Front Axle Nut	14 x 1.5: 10.0 m·kg
Front Axle Holder Nut	8 x 1.25: 2.0 m·kg
Rear Axle Nut	18 x 1.5: 16.0 m·kg
Rear Axle Pinch Bolt	8 x 1.25: 0.6 m·kg
Clutch Nut	24 x 1.5: 11.0 m·kg
Drain Plug	14 x 1.5: 4.3 m·kg
Cylinder Head Cover	6 x 1.0: 1.0 m·kg
Cylinder Head:	8 x 1.25: 2.3 m·kg (Oil) / 10 x 1.25: 3.5 m·kg (Oil)
Engine Mounting Bolts: Front	10 x 1.25: 5.5 m·kg
Rear	12 x 1.25: 2.6 m·kg

∅ Does Not Apply To This Model

*Available From Yamaha Parts Distributors, Inc.

PAGE 2 OF 2

	AC Generator / 3 Phase / Full Wave
Battery: Model / Spec. Grav. / Chg. Rate	Yuasa YB14L (12V14AH) / 1.280 / 1.4A
Maximum Output	14V20A @ 5000 rpm
TROUBLESHOOTING	
Field Coil Color Code / Ω	Rotor:Gm~Blk 3.5 Ω \pm 10% Stator:Wht~Wht 0.4 Ω \pm 10%
Charge Coil Color Code / Ω	\emptyset
Transistor Controlled Ignition	
Ignition Timing	10° Mark
	Std: 10° @ 1100 rpm Adv: 34° @ approx. 4000 rpm
Spark Plug Type	NGK BP-7ES or Champion N-7Y
Spark Plug Gap / Torque / Cap Ω	0.7 ~ 0.8mm / 2.0 m·kg / 5K Ω \pm 20%
Point Gap / Condenser Capacitance	\emptyset / \emptyset
TROUBLESHOOTING	
Ignition Coil Test Gap/Primary Ω /Secondary Ω	6mm / 2.75 Ω \pm 10% / 7.9K Ω \pm 20%
Pulser Coil or Pick-up Coil Color Code / Ω	Org ~ Blk / Yel ~ Blk / Gry ~ / 700 Ω \pm 20%
Source Coil Color Code / Ω	\emptyset
TROUBLESHOOTING	
Headlight / Taillight / Signal Rating	12V60-55W / 12V27-8W / 12V27W
TROUBLESHOOTING	
Lighting Coil Color Code / Ω	\emptyset
TROUBLESHOOTING	
Front Axle Nut	14 x 1.5: 10.0 m·kg
Front Axle Holder Nut	8 x 1.25: 2.0 m·kg
Rear Axle Nut	18 x 1.5: 16.0 m·kg
Rear Axle Pinch Bolt	8 x 1.25: 0.6 m·kg
Clutch Nut	24 x 1.5: 11.0 m·kg
Drain Plug	14 x 1.5: 4.3 m·kg
Cylinder Head Cover	6 x 1.0: 1.0 m·kg
Cylinder Head:	8 x 1.25: 2.3 m·kg (Oil) / 10 x 1.25: 3.5 m·kg (Oil)
TROUBLESHOOTING	
Engine Mounting Bolts: Front	10 x 1.25: 5.5 m·kg
Rear	12 x 1.25: 2.6 m·kg
TROUBLESHOOTING	

\emptyset Does Not Apply To This Model

*Available From Yamaha Parts Distributors, Inc.