

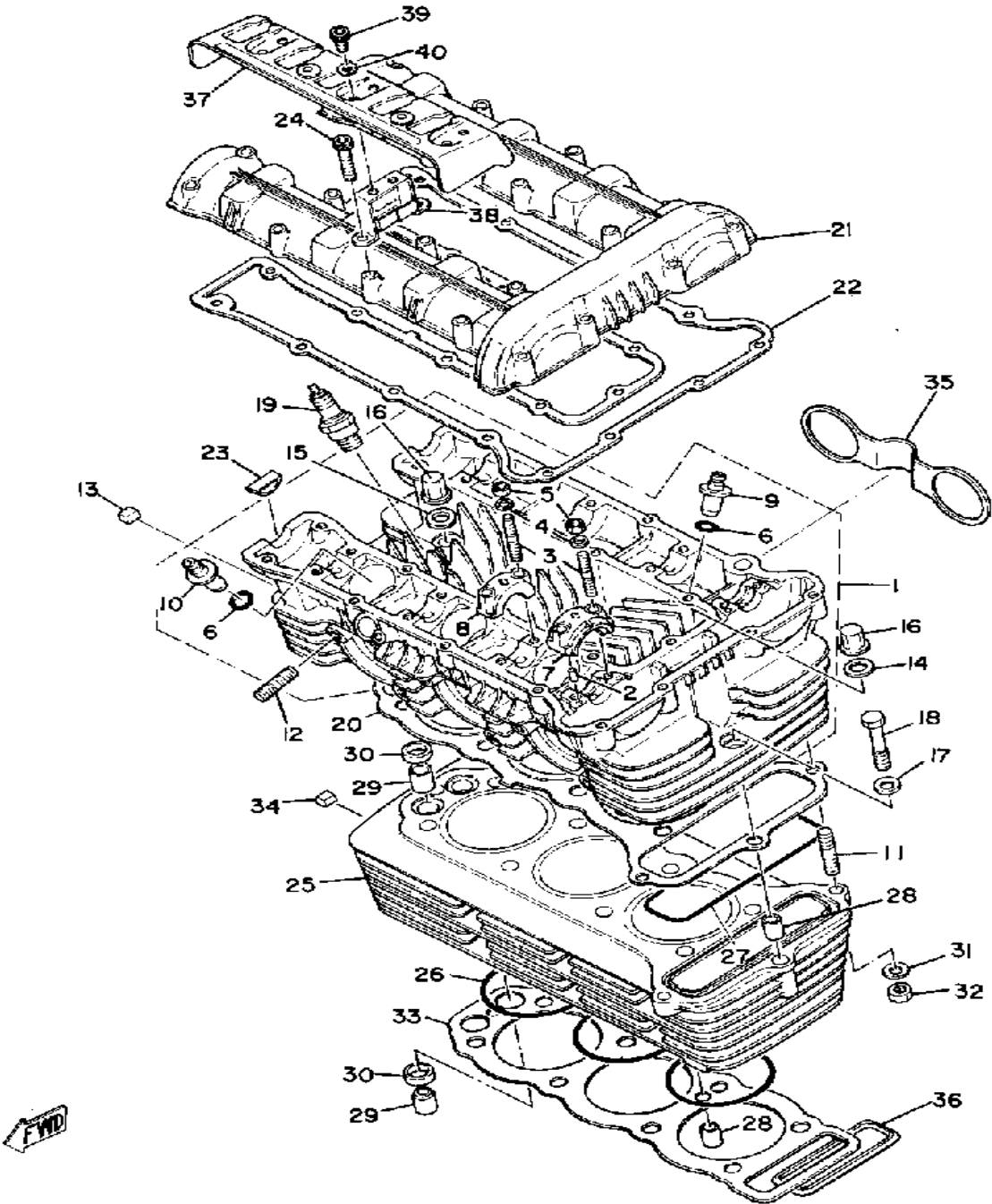
**YAMAHA**

**GENUINE**

**PARTS CATALOGUE**

**MOTORCYCLE**

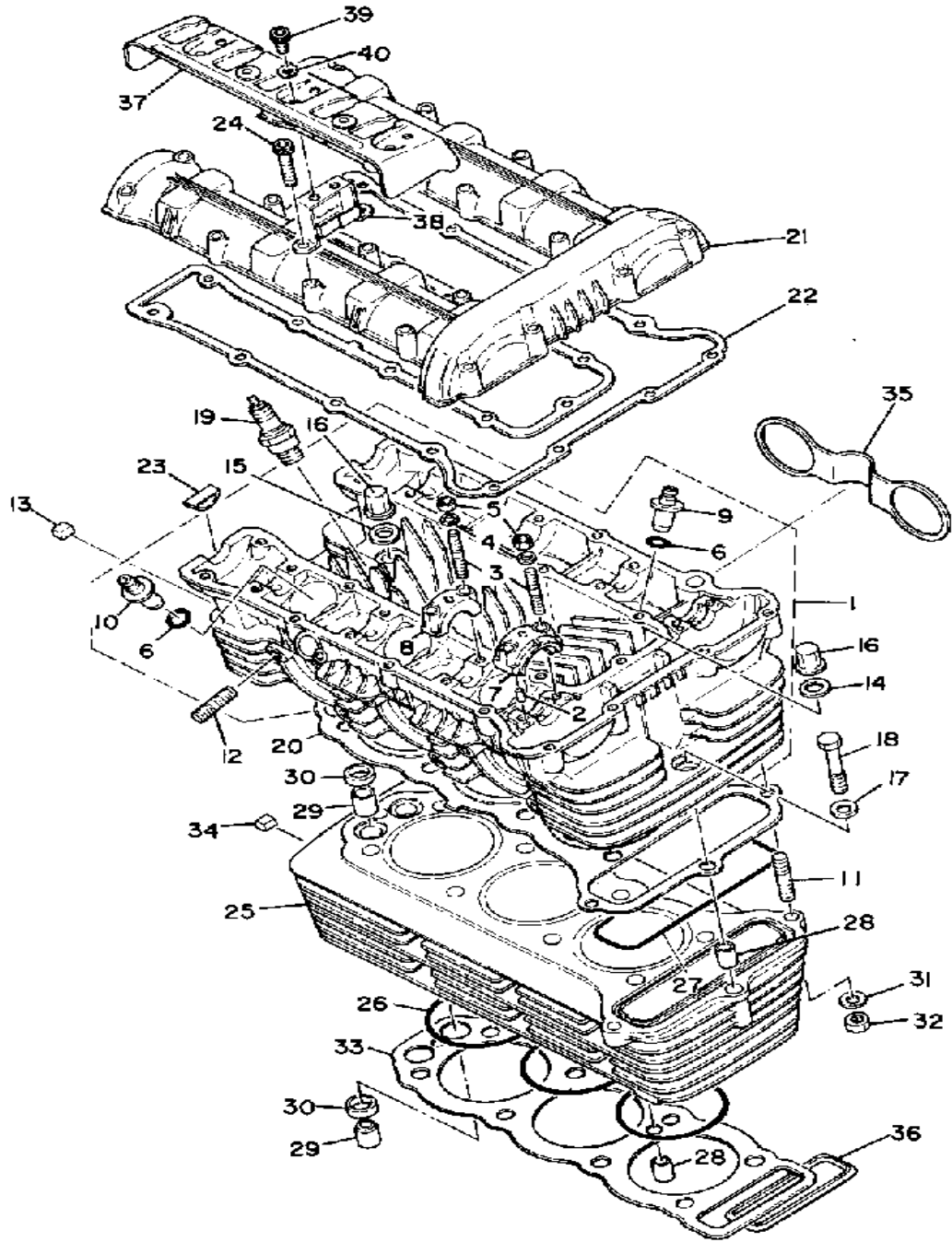
# CYLINDER HEAD - CYLINDER



Ref. No.	Part Number	Description	Qty	Remarks
1	(3J2-11110-00-00)	CYLINDER HEAD ASSEMBLY	1	
2	93603-09004-00	. PIN, DOWEL	4	
3	90116-06228-00	. BOLT, STUD	16	
4	92901-06600-00	. WASHER	16	
5	95380-06600-00	. NUT	16	
6	93201-13130-0	. UNAVAILABLE IN PRICE BOOK	6	
7	1J7-12173-10-00	. CAP, CAMSHAFT 1	2	
8	1J7-12183-10-00	. CAP, CAMSHAFT 2	6	
9	1J7-11133-10-00	. GDE, INTK VLV 1 O/S	3	
10	1J7-11134-10-00	. GDE, EXST VLV 1 O/S	3	
11	90116-08161-00	BOLT, STUD	2	
12	90116-08271-00	BOLT, STUD	6	
13	434-11161-00-00	ABSORBER 1	19	
14	90201-10124-00	WASHER, PLATE	5	
15	90201-10131-00	WASHER, PLATE	3	
16	90176-10049-00	NUT, CROWN	8	
17	90201-084G3-00	WASHER, PLATE	2	
18	97313-08045-00	BOLT	2	
19	NGK-BP7ES-00-00	PLUG, SPARK (NGK BP-7ES)	3	
20	3J2-11181-02-00	GASKET, CYLINDER HEAD 1	1	
21	(2G2-11191-00-00)	COVER, CYLINDER.HEAD 1	1	
22	1J7-11193-00-00	GASKET, HD.COVER 1	1	
23	1J7-11138-00-00	PLUG	2	
24	91311-06035-00	BOLT, SOCKET HEAD	21	
25	(4R2-11310-00-00)	CYLINDER	1	
26	93210-77363-00	O-RING	3	
27	1J7-11355-00-00	SEAL, CYLINDER 1	1	
28	99510-10114-00	PIN, DOWEL	2	

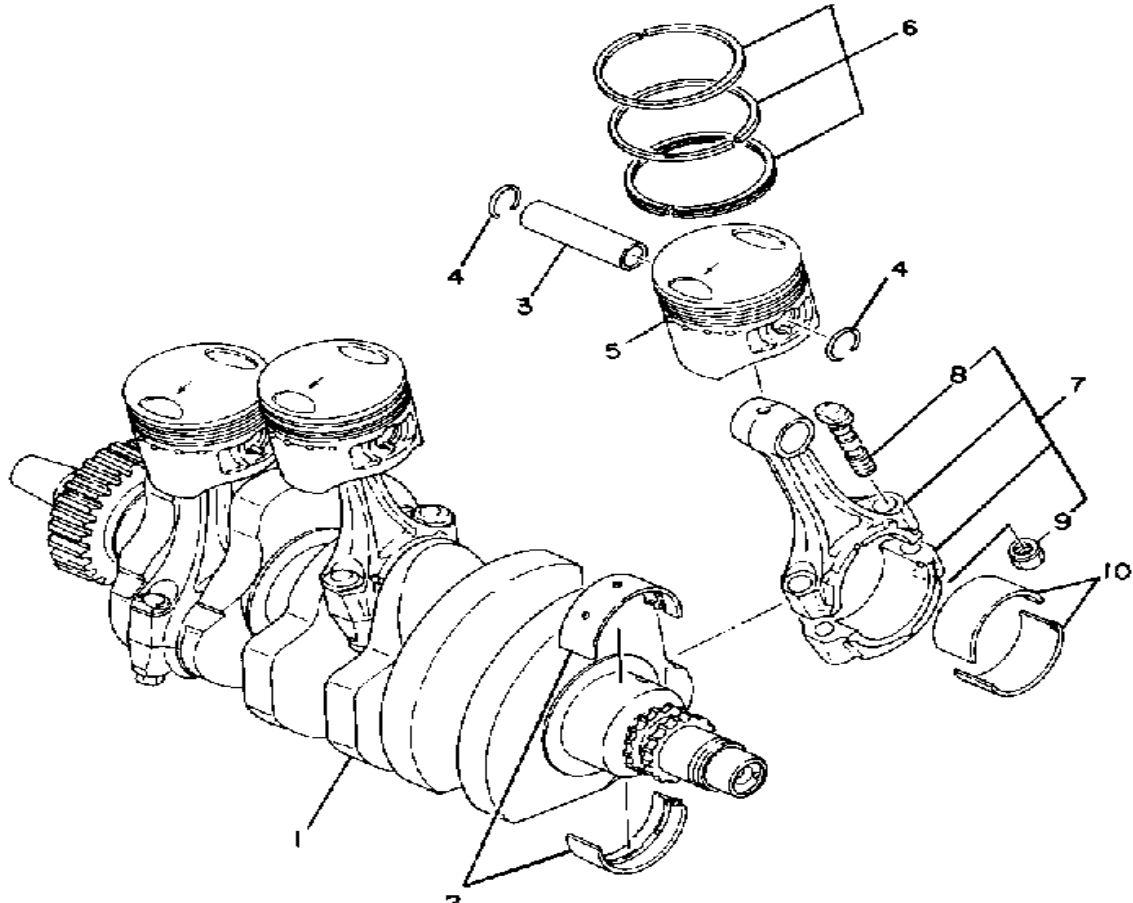
CONTINUED ON NEXT FRAME ►

# CYLINDER HEAD - CYLINDER



Ref. No.	Part Number	Description	Qty	Remarks
29	99530-14016-00	PIN, DOWEL .....	2	
30	1J7-11357-00-00	SEAL, CYLINDER 3 .....	2	
31	90201-084G3-00	WASHER, PLATE .....	2	
32	95336-08600-00	NUT .....	2	
33	3J2-11351-00-00	GASKET, CYLINDER .....	1	
34	434-11161-00-00	ABSORBER 1 .....	10	
35	(90465-08120-00)	CLAMP .....	1	
36	3J2-11356-00-00	SEAL, CYLINDER 2 .....	1	
37	1J7-11192-03-00	COVER, CYLINDER.HEAD 2 ..	1	
38	1J7-11183-01-00	BRACKET, CAMSHAFT 1 .....	3	
39	91316-06014-00	BOLT, SOCKET HEAD .....	6	
40	92906-06600-00	WASHER .....	6	

# CRANKSHAFT - PISTON



CONNECTING ROD BEARING SELECTION

	Center thickness T	Housing diameter	No.	Shaft diameter	No.	Clearance
BEARING 1 (BLUE)	1.5 -0.001 0.002	45.50 +0.024 -0.012	1	42.50 0 -0.013	1	0.042 - 0.064
BEARING 2 (BLACK)	1.5 0.002 0.002	45.50 +0.016 +0.008	2	42.50 -0.002 0.003	2	0.042 - 0.064
BEARING 3 (BROWN)	1.5 -0.002 0.002	45.50 +0.008 0	3	42.50 -0.012 0.021	3	0.042 - 0.064
BEARING 4 (GREEN)	1.5 -0.011 0.011					0.042 - 0.064
BEARING 5 (YELLOW)	1.5 -0.018 0.018					0.042 - 0.064

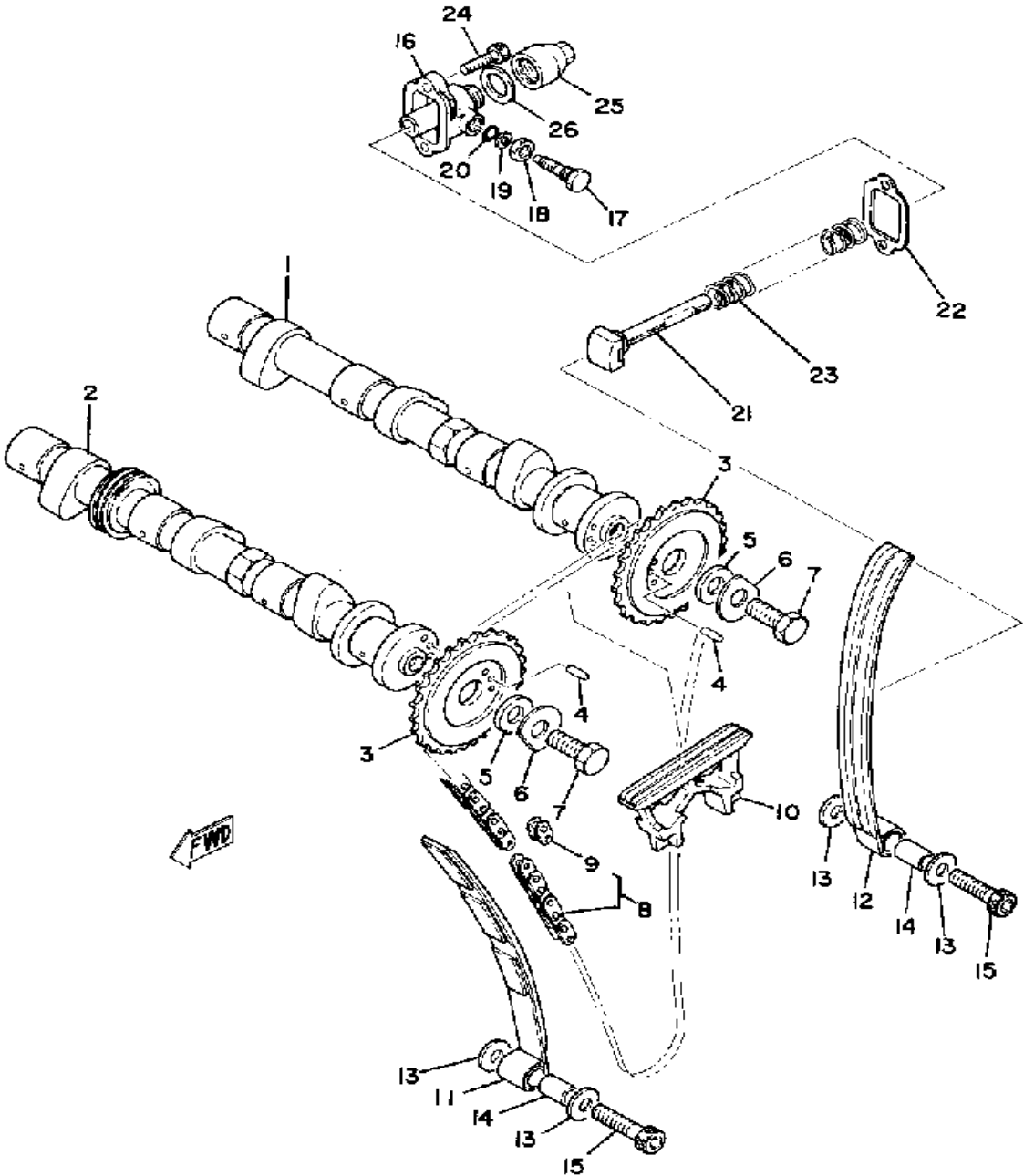
CRANKSHAFT BEARING SELECTION

	Center thickness T	Housing diameter	No.	Shaft diameter	No.	Clearance
BEARING 1 (BLUE)	1.5 +0.006 +0.002	530 1.0024 1.0016	4	500 0 -0.008	1	0.035 - 0.059
BEARING 2 (BLACK)	1.5 +0.002 0.002	500 +0.016 +0.008	5	500 0.009 0.016	2	0.035 - 0.059
BEARING 3 (BROWN)	1.5 -0.002 0.002	500 +0.008 0	6	500 0.017 0.014	3	0.035 - 0.059
BEARING 4 (GREEN)	1.5 -0.006 0.006					0.035 - 0.059
BEARING 5 (YELLOW)	1.5 -0.014 0.014					0.035 - 0.059

Ref. No.	Part Number	Description	Qty	Remarks
1	3J2-11411-02-00	CRANKSHAFT	1	
2	1J7-11416-10-00	PLANE BRNG, CRSF 1	8	U.R.BLACK
	1J7-11416-10-00	PLANE BRNG, CRSF 1	8	U.R.BLUE
	1J7-11416-20-00	PLANE BRNG, CRSF 1	8	U.R.BROWN
	1J7-11416-30-00	PLANE BRNG, CRSF 1	8	U.R.GREEN
	1J7-11416-40-00	PLANE BRNG, CRSF 1	8	U.R.YELLOW
3	2H7-11633-01-00	PIN, PISTON	3	
4	90468-12069-00	CLIP	6	
5	(3J2-11637-00-00)	PISTON 3 O/S 0.5	3	ALTERNATE PARTS
	(3J2-11638-00-00)	PISTON 4 O/S 1.0	3	ALTERNATE PARTS
	3J2-11631-00-46	PISTON STD (STD)	3	
	3J2-11635-00-00	PISTON 1 O/S 0.25 (1ST O/S 0.25MM)	3	ALTERNATE PARTS
	3J2-11636-00-00	PISTON 2 O/S 0.50 (2ND O/S 0.50MM)	3	ALTERNATE PARTS
6	3J2-11610-00-00	PISTON RINGSET STD	3	
	3J2-11610-10-00	PISTON RINGSET 1ST	3	ALTERNATE PARTS
	3J2-11610-20-00	PISTON RINGSET 2ND	3	ALTERNATE PARTS
	3J2-11610-30-00	PISTON RINGSET 3RD	3	ALTERNATE PARTS
	3J2-11610-40-00	PISTON RINGSET 4TH	3	ALTERNATE PARTS
7	1J7-Y1165-01-00	CONNECTING ROD ASSEMBLY	3	
8	1J7-11654-00-00	. BOLT, CON ROD	2	
9	90170-09192-00	. NUT, HEXAGON	2	
10	2F3-11656-00-00	PLANE BRNG, CON ROD	6	U.R.BLUE
	2F3-11656-10-00	PLANE BRNG, CON ROD	6	U.R.BLACK
	2F3-11656-20-00	PLANE BRNG, CON ROD	6	U.R.BROWN
	2F3-11656-30-00	PLANE BRNG, CON ROD	6	U.R.GREEN
	2F3-11656-40-00	PLANE BRNG, CON ROD	6	U.R.YELLOW

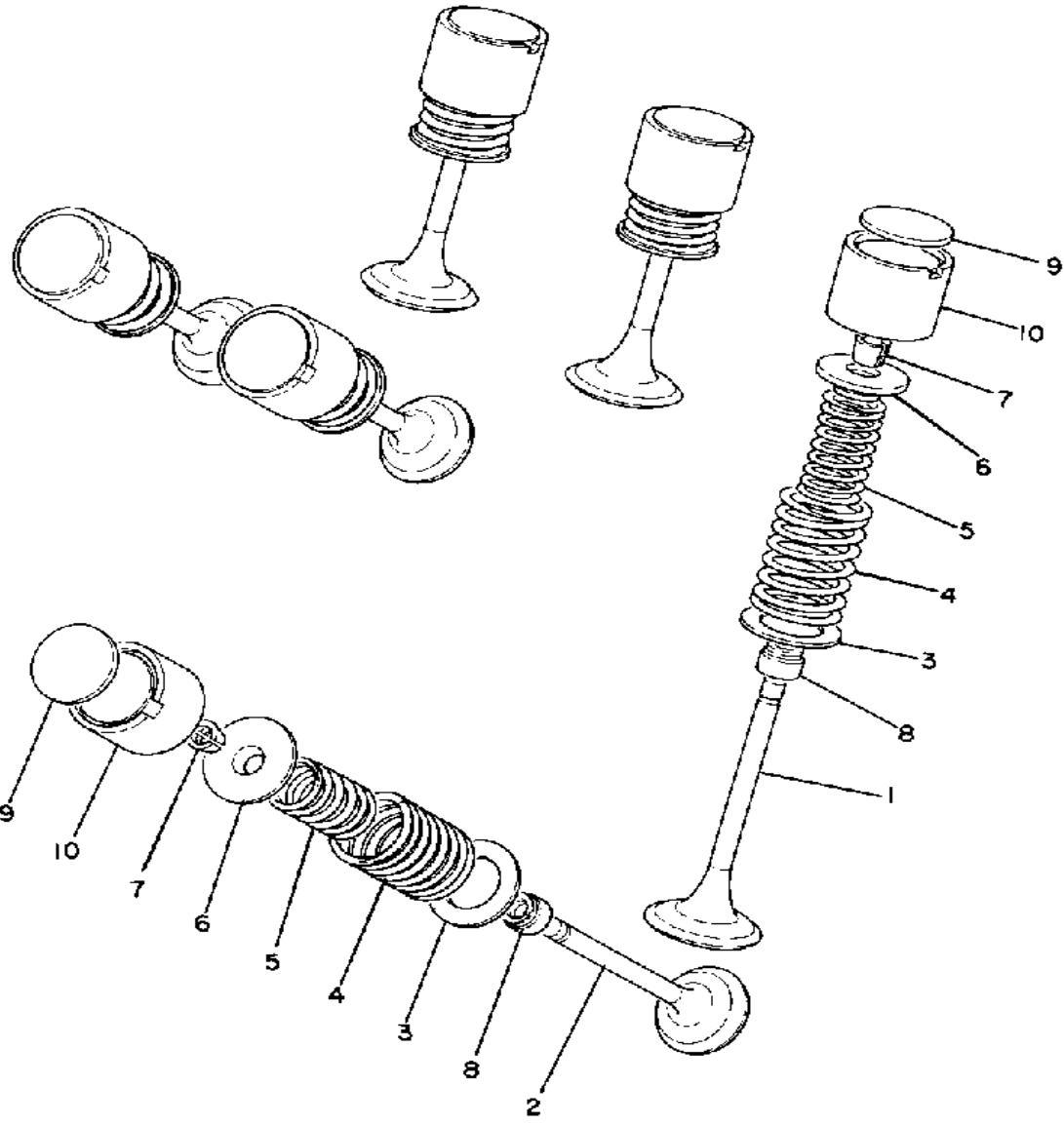
FWD

# CAMSHAFT - CHAIN



Ref. No.	Part Number	Description	Qty	Remarks
1	(3J2-12171-00-00)	CAMSHAFT 1 .....	1	
2	(1T5-12181-00-00)	CAMSHAFT 2 .....	1	
3	1J7-12176-01-00	SPROCKET, CAM CHAIN .....	2	
4	93604-10010-00	PIN, DOWEL .....	2	
5	(90201-10596-00)	WASHER, PLATE .....	2	
6	(90209-10149-00)	WASHER, SPEC'L SHAP .....	2	
7	97011-10025-00	BOLT .....	2	
8	94500-02124-00	CHAIN .....	1	
9	94600-02001-00	. JOINT, CHAIN (BF05M) .....	1	TSUBAKIMOTO
10	1J7-12241-00-00	GUIDE, STOPPER 2 .....	1	
11	1J7-12251-01-00	DAMPER, CHAIN 1 (1J7-12251-00) .....	1	
12	1J7-12252-00-00	DAMPER, CHAIN 2 .....	1	
13	90201-06066-00	WASHER, PLATE .....	4	
14	90387-06540-00	COLLAR .....	2	
15	91316-06035-00	BOLT .....	2	
16	2G2-12212-00-00	CASE, CHAIN TENSNR .....	1	
17	90109-08442-00	BOLT .....	1	
18	95303-08700-00	NUT .....	1	
19	92901-06600-00	WASHER .....	1	
20	93210-06632-00	O-RING .....	1	
21	1J7-12217-00-00	ROD, CHN TENSIONER .....	1	
22	1J7-12213-00-00	GASKET, TENSNR CASE .....	1	
23	90501-16417-00	SPRING, COMPRESSION .....	1	
24	91311-06020-00	BOLT, SOCKET HEAD .....	2	
25	1J7-12215-01-00	CAP, TENSIONER CASE .....	1	
26	90430-16152-00	GASKET .....	1	

# VALVE



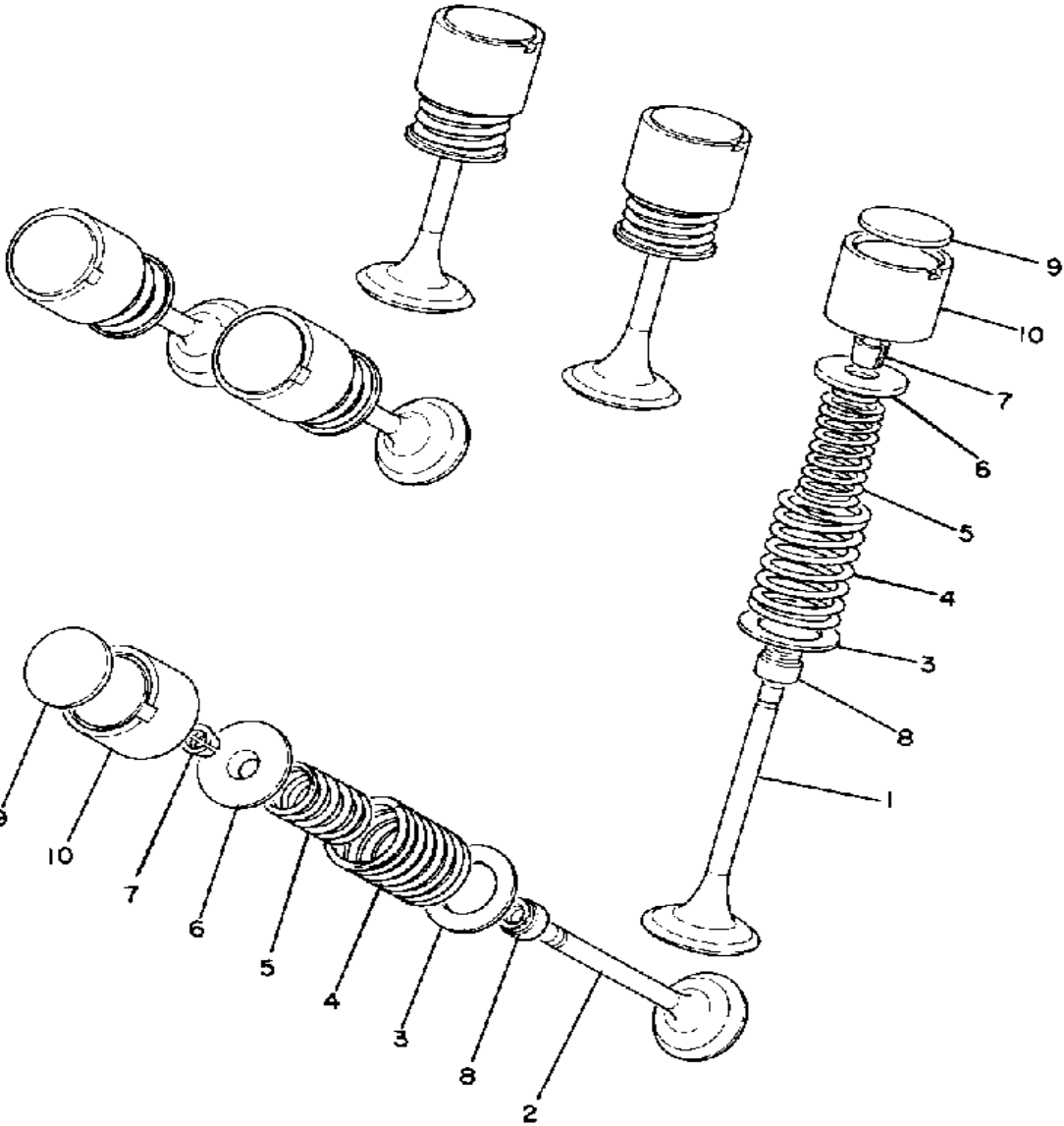
Ref. No.	Part Number	Description	Qty	Remarks
1	1J7-12111-01-00	VALVE, INTAKE 1 .....	3	
2	12R-12121-00-00	VALVE, EXHAUST .....	3	
3	1J7-12116-00-00	SEAT, VALVE SPRING .....	6	
4	90501-39414-00	SPRING, COMPRESSION .....	6	
5	90501-28415-00	SPRING, COMPRESSION .....	6	
6	2F3-12117-00-00	RETAINER, VALVE SPRING ..	6	
7	1J7-12118-00-00	COTTER, VALVE .....	12	
8	1J7-12119-01-00	SEAL, VALVE STEM .....	6	
9	1J7-12169-01-00	PAD, ADJUSTING 2.00 (2.00) ..	6	U.R.
	1J7-12169-11-00	PAD, ADJUSTING 2.05 (2.05) ..	6	U.R.
	1J7-12169-21-00	PAD, ADJUSTING 2.10 (2.10) ..	6	U.R.
	1J7-12169-31-00	PAD, ADJUSTING 2.15 (2.15) ..	6	U.R.
	1J7-12169-41-00	PAD, ADJUSTING 2.20 (2.20) ..	6	U.R.
	1J7-12169-51-00	PAD, ADJUSTING 2.25 (2.25) ..	6	U.R.
	1J7-12169-61-00	PAD, ADJUSTING 2.30 (2.30) ..	6	U.R.
	1J7-12169-71-00	PAD, ADJUSTING 2.35 (2.35) ..	6	U.R.
	1J7-12169-81-00	PAD, ADJUSTING 2.40 (2.40) ..	6	U.R.
	1J7-12169-91-00	PAD, ADJUSTING 2.45 (2.45) ..	6	U.R.
	1J7-12169-A1-00	PAD, ADJUSTING 2.50 (2.50) ..	6	U.R.
	1J7-12169-E1-00	PAD, ADJUSTING 2.55 (2.55) ..	6	U.R.
	1J7-12169-F1-00	PAD, ADJUSTING 2.60 (2.60) ..	6	U.R.
	1J7-12169-G1-00	PAD, ADJUSTING 2.65 (2.65) ..	6	U.R.
	1J7-12169-H1-00	PAD, ADJUSTING 2.70 (2.70) ..	6	U.R.
	1J7-12169-J1-00	PAD, ADJUSTING 2.75 (2.75) ..	6	U.R.
	1J7-12169-K1-00	PAD, ADJUSTING 2.80 (2.80) ..	6	U.R.
	1J7-12169-L1-00	PAD, ADJUSTING 2.85 (2.85) ..	6	U.R.
	1J7-12169-M1-00	PAD, ADJUSTING 2.90 (2.90) ..	6	U.R.
	1J7-12169-N1-00	PAD, ADJUSTING 2.95 (2.95) ..	6	U.R.
	1J7-12169-R1-00	PAD, ADJUSTING 3.00 (3.00) ..	6	U.R.



Valve Clearance (Cold) intake / Exhaust	0.11mm ~ 0.15mm / 0.21mm ~ 0.25mm
---	-----------------------------------

CONTINUED ON NEXT FRAME ►

# VALVE

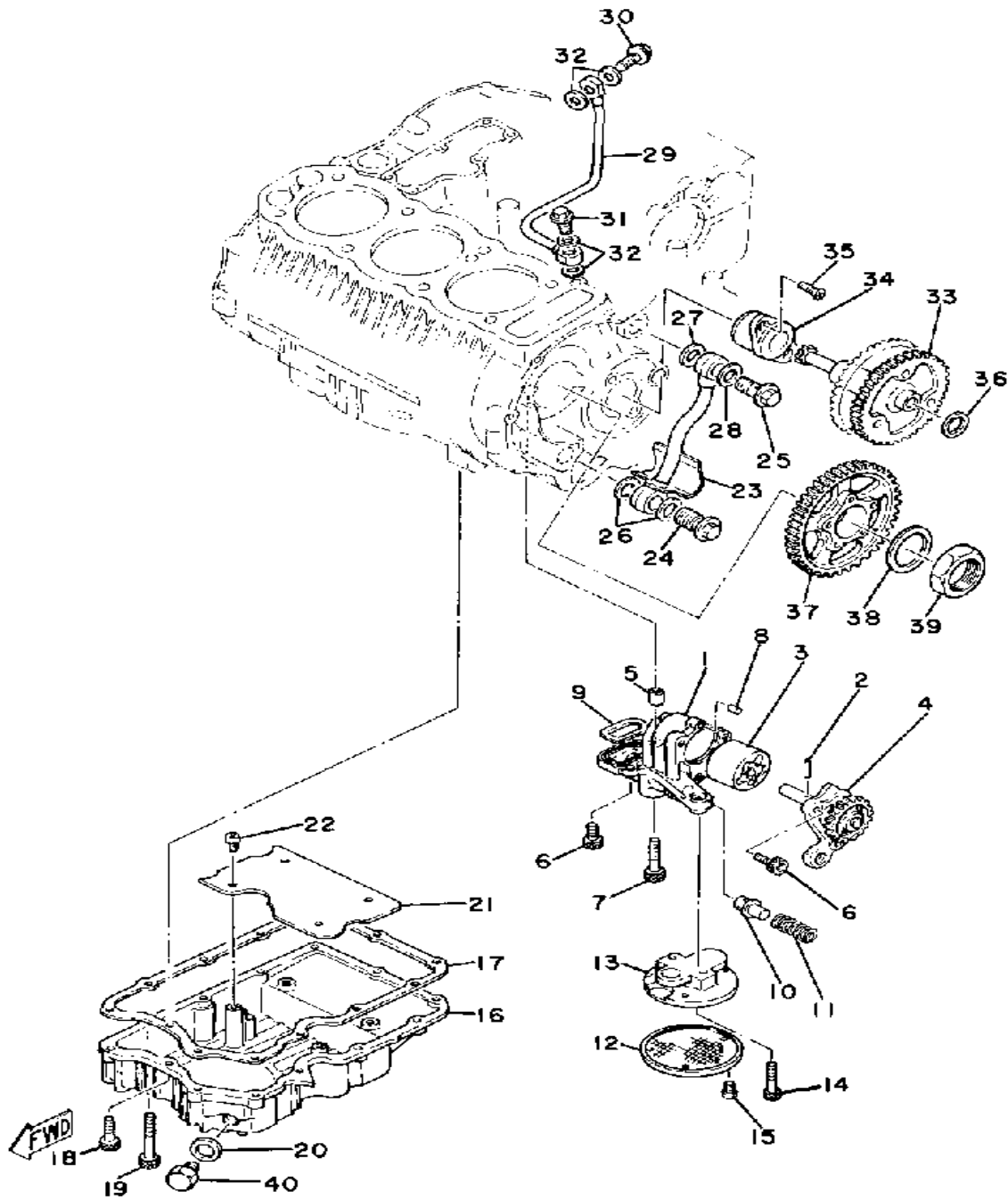


Ref. No.	Part Number	Description	Qty	Remarks
9	1J7-12169-T1-00	PAD, ADJUSTING 3.05 (3.05) ..	6	U.R.
	1J7-12169-U1-00	PAD, ADJUSTING 3.10 (3.10) ..	6	U.R.
	1J7-12169-V1-00	PAD, ADJUSTING 3.15 (3.15) ..	6	U.R.
	1J7-12169-W1-00	PAD, ADJUSTING 3.20 (3.20) ..	6	U.R.
10	4H7-12513-01-00	UNAVAILABLE IN PRICE BOOK	6	



Valve Clearance (Cold) intake / Exhaust	0.11mm ~ 0.15mm / 0.21mm ~ 0.25mm
---	-----------------------------------

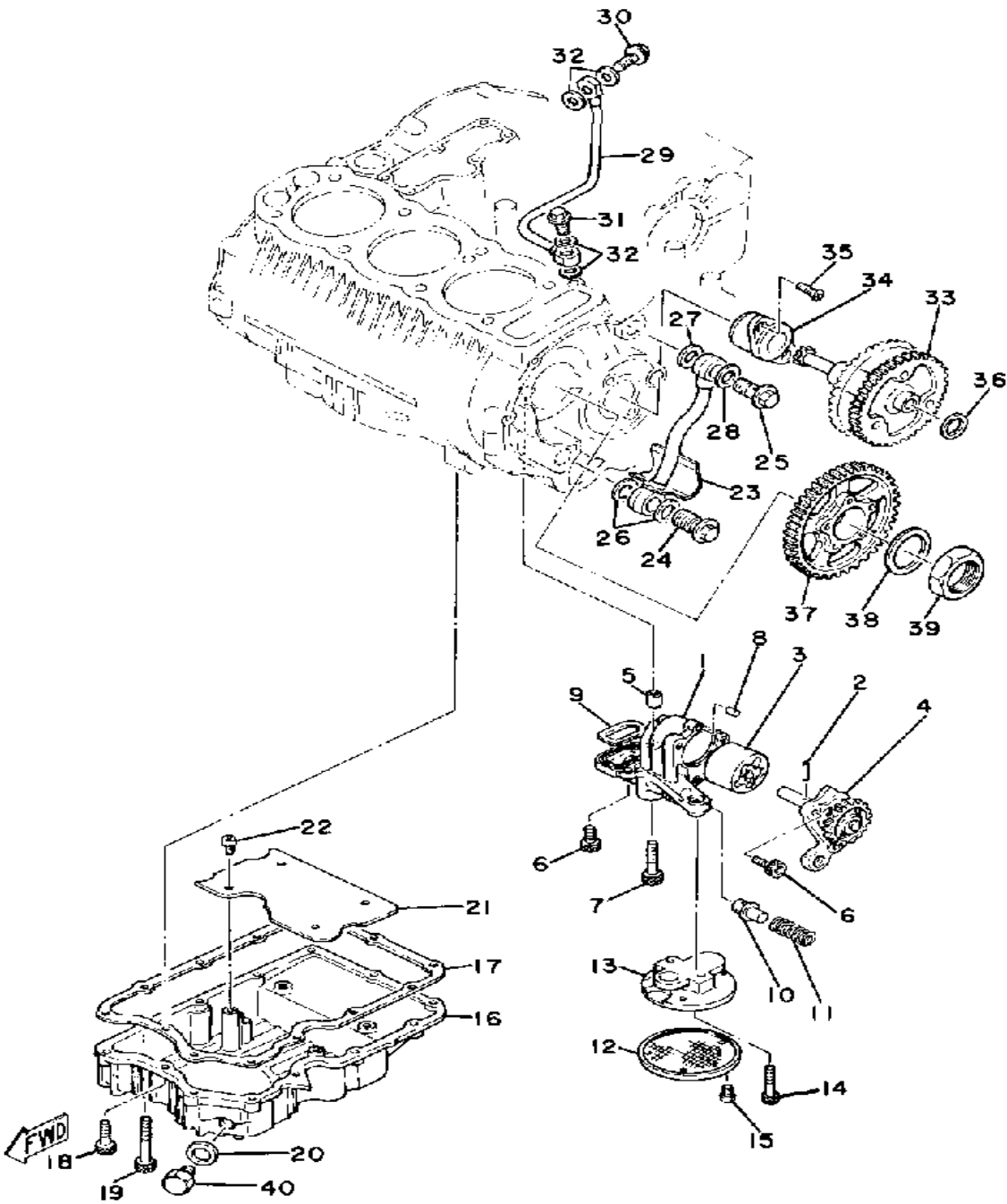
# OIL PUMP



Ref. No.	Part Number	Description	Qty	Remarks
1	2F3-13336-02-00	HOUSING, ROTOR .....	1	
2	93603-17070-00	PIN, DOWEL .....	1	
3	2F3-13310-01-00	ROTOR ASSEMBLY 1 .....	1	
4	(2F3-13306-00-00)	COVER, PUMP .....	1	
5	99510-12016-00	PIN, DOWEL .....	2	
6	91316-06020-00	BOLT, SOCKET HEAD .....	4	
7	91316-06040-00	BOLT, SOCKET HEAD .....	2	
8	93603-07073-00	PIN, DOWEL .....	1	
9	1J7-13338-00-00	SEAL .....	1	
10	1J7-13483-00-00	PLUNGER, RELIEF .....	1	
11	1J7-13484-00-00	SPRING, RELIEF .....	1	
12	2F3-13411-00-00	STRAINER, OIL .....	1	
13	(1J7-13412-01-00)	HOUSING, STRAINER .....	1	
14	91316-06035-00	BOLT .....	2	
15	98580-05012-00	SCREW, PAN HEAD .....	3	
16	1J7-13417-01-00	COVER, STRAINER .....	1	
17	1J7-13414-00-00	GASKET, STRNR COVER .....	1	
18	91316-06025-00	BOLT .....	2	
19	91316-06055-00	BOLT, SOCKET HEAD .....	1	
20	214-11198-01-00	GASKET .....	1	
21	(1J7-13337-01-00)	PLATE, BAFFLE LOWER .....	1	
22	98580-06010-00	SCREW, PAN HEAD (92503-06010) .....	4	
23	2F3-13171-00-00	PIPE, DELIVERY 2 .....	1	
24	(90401-18040-00)	BOLT, UNION .....	1	
25	(90401-10054-00)	BOLT, UNION .....	1	
26	90430-18130-00	GASKET .....	2	
27	90201-10128-00	WASHER, PLATE .....	1	
28	90430-15129-00	GASKET .....	1	

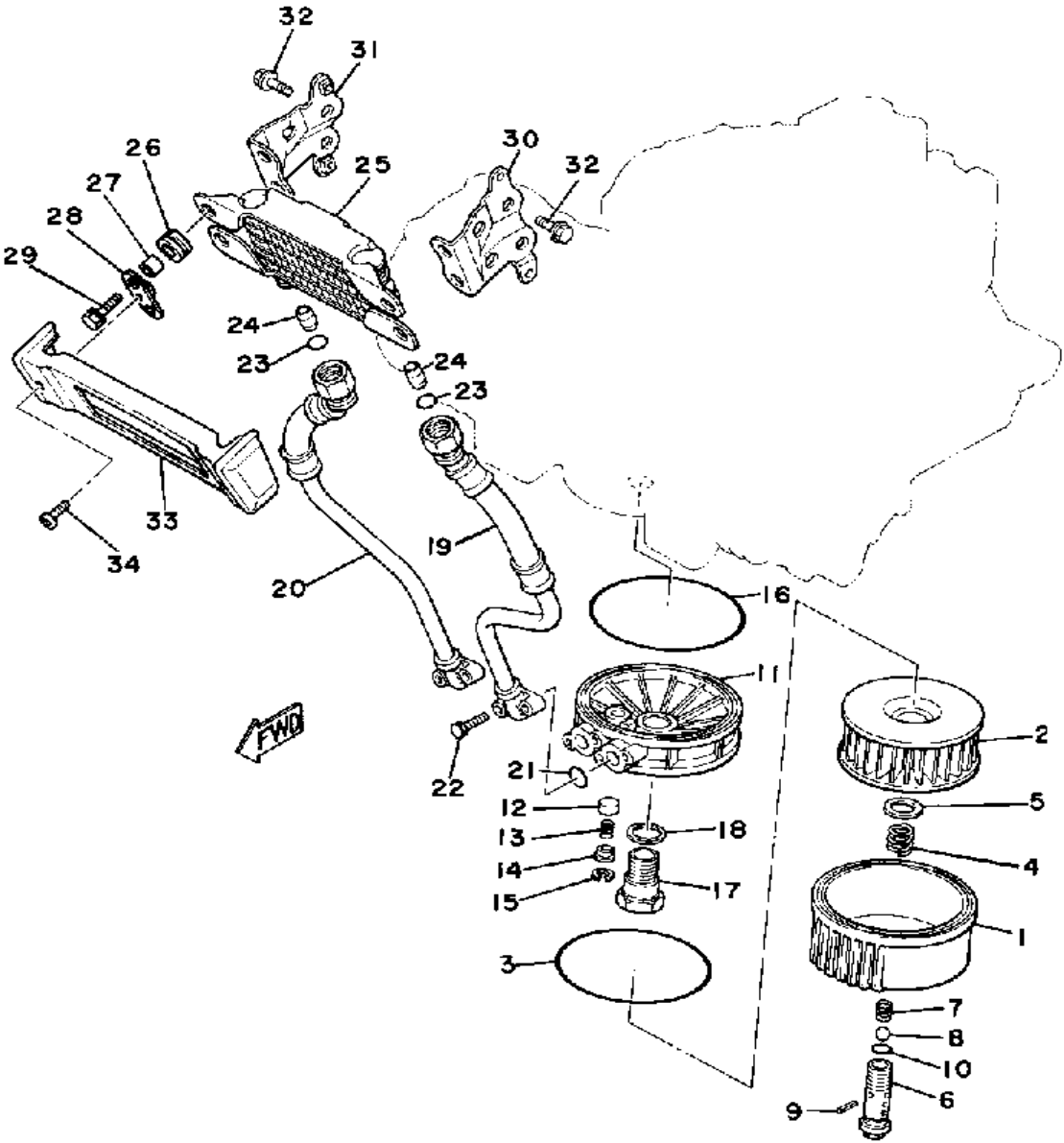
CONTINUED ON NEXT FRAME ►

# OIL PUMP



Ref. No.	Part Number	Description	Qty	Remarks
29	2G2-13161-00-00	PIPE, DELIVERY 1	1	
30	90401-10013-00	BOLT, UNION (371-13166-00)	1	
31	90401-10004-00	BOLT, UNION	1	
32	90430-10171-00	GASKET	4	
33	(1J7-13325-01-00)	GEAR, PUMP DRIVEN	1	
34	(1J7-13313-00-00)	HOUSING	1	
35	98603-06018-00	SCREW, OVAL HEAD	2	
36	90201-20276-00	WASHER, PLATE (1.0T)	1	
37	(1J7-13324-00-00)	GEAR, PUMP DRIVE	1	
38	90201-26600-00	WASHER, PLATE	1	
39	(90170-26191-00)	NUT, HEXAGON	1	
40	3VD-13455-00-00	PLUG	1	

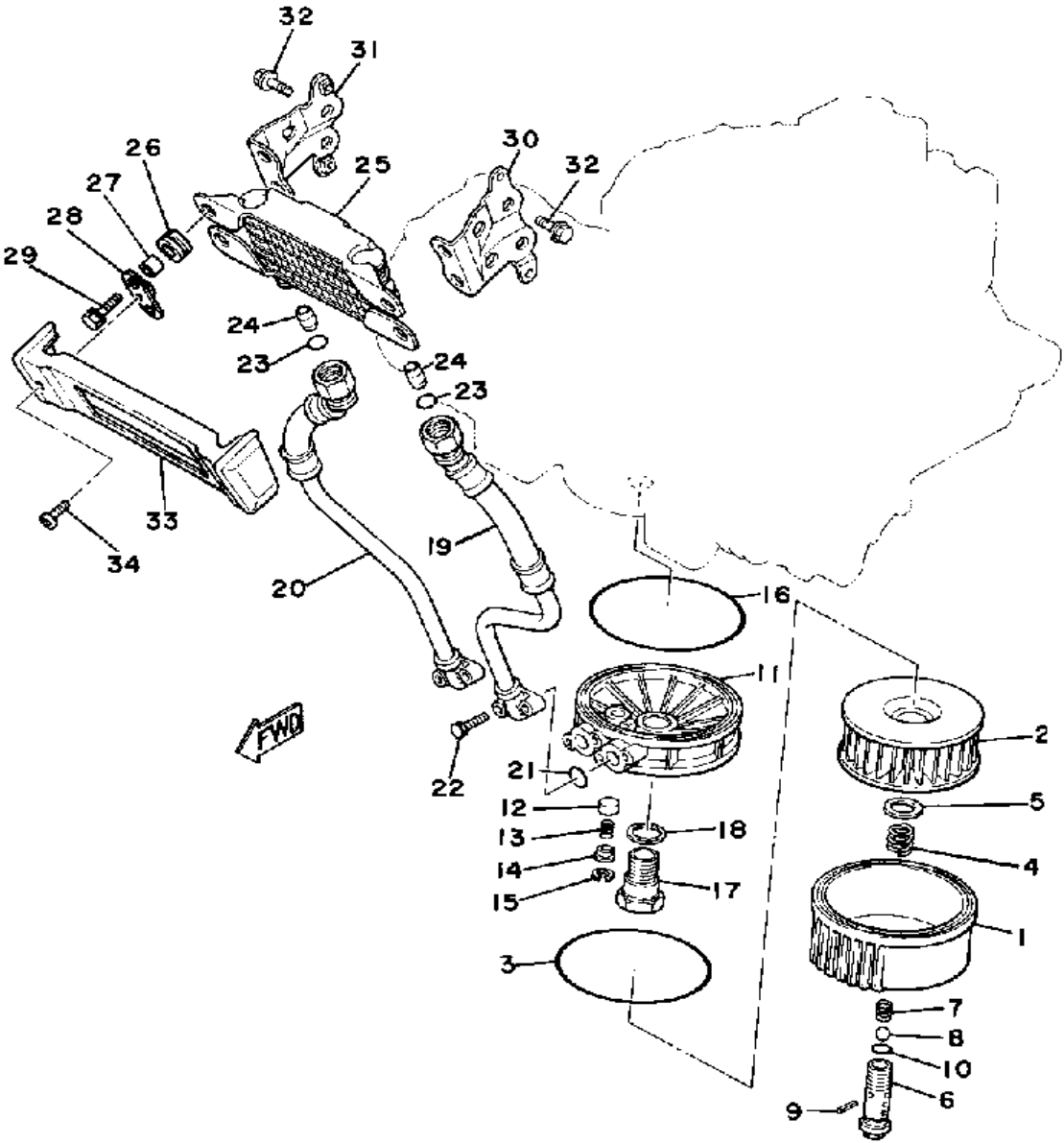
# OIL COOLER - OIL CLEANER



Ref. No.	Part Number	Description	Qty	Remarks
1	2H7-13447-00-00	COVER, OIL ELEMENT	1	
2	1J7-13441-10-00	ELEMENT, OIL CLEANER	1	
3	93211-19413-00	O-RING	1	
4	90501-18433-00	SPRING, COMPRESSION	1	
5	90201-21608-00	WASHER, PLATE	1	
6	2H7-13340-00-00	BY-PASS VALVE ASSEMBLY	1	
7	90501-12413-00	SPRING, COMPRESSION	1	
8	93501-02018-00	BALL 1 2	1	
9	91609-20018-00	PIN, SPRING	1	
10	93210-16314-00	O-RING	1	
11	4E2-13461-00-00	PLATE, ADAPTOR	1	
12	2H9-13493-00-00	PLUNGER	1	
13	90501-12413-00	SPRING, COMPRESSION	1	
14	90209-06173-00	WASHER, SPEC'L SHAP	1	
15	99009-17500-00	CIRCLIP	1	
16	93211-19413-00	O-RING	1	
17	90401-20089-00	BOLT, UNION	1	
18	90201-25526-00	WASHER, PLATE (T2.0)	1	
19	(3J3-13464-01-00)	HOSE, OIL 1	1	
20	(3J3-13465-01-00)	HOSE, OIL 2	1	
21	93210-14369-00	O-RING	2	
22	91316-06025-00	BOLT	4	
23	93210-12152-00	O-RING	2	
24	99510-12016-00	PIN, DOWEL	2	
25	(3J3-13470-01-00)	OIL COOLER ASSEMBLY	1	
26	90480-12475-00	GROMMET	4	
27	90387-060A7-00	COLLAR	4	
28	(4R2-13489-00-00)	PLATE	2	
29	95816-06016-00	BOLT, FLANGE	4	

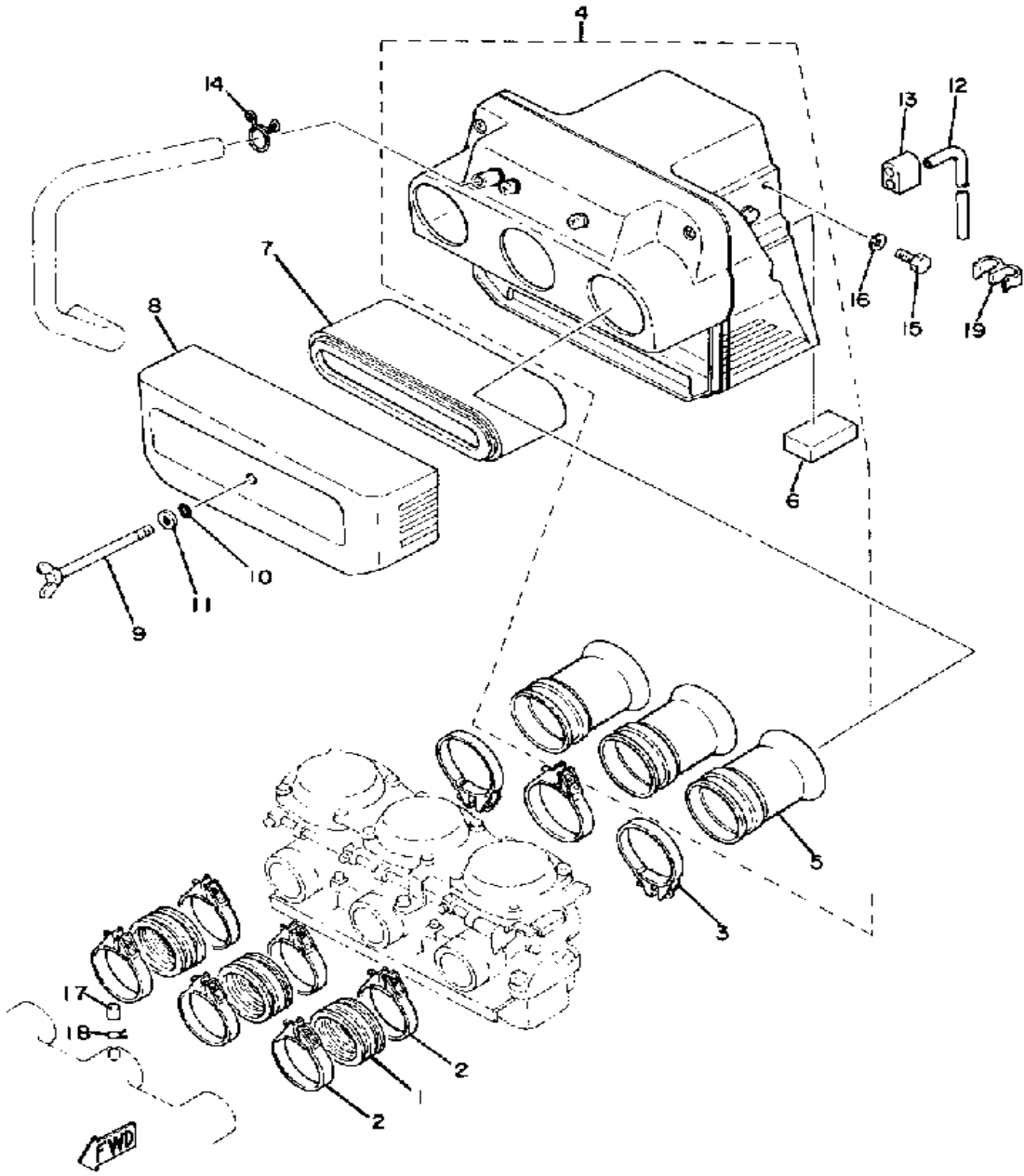
CONTINUED ON NEXT FRAME ➤

# OIL COOLER - OIL CLEANER



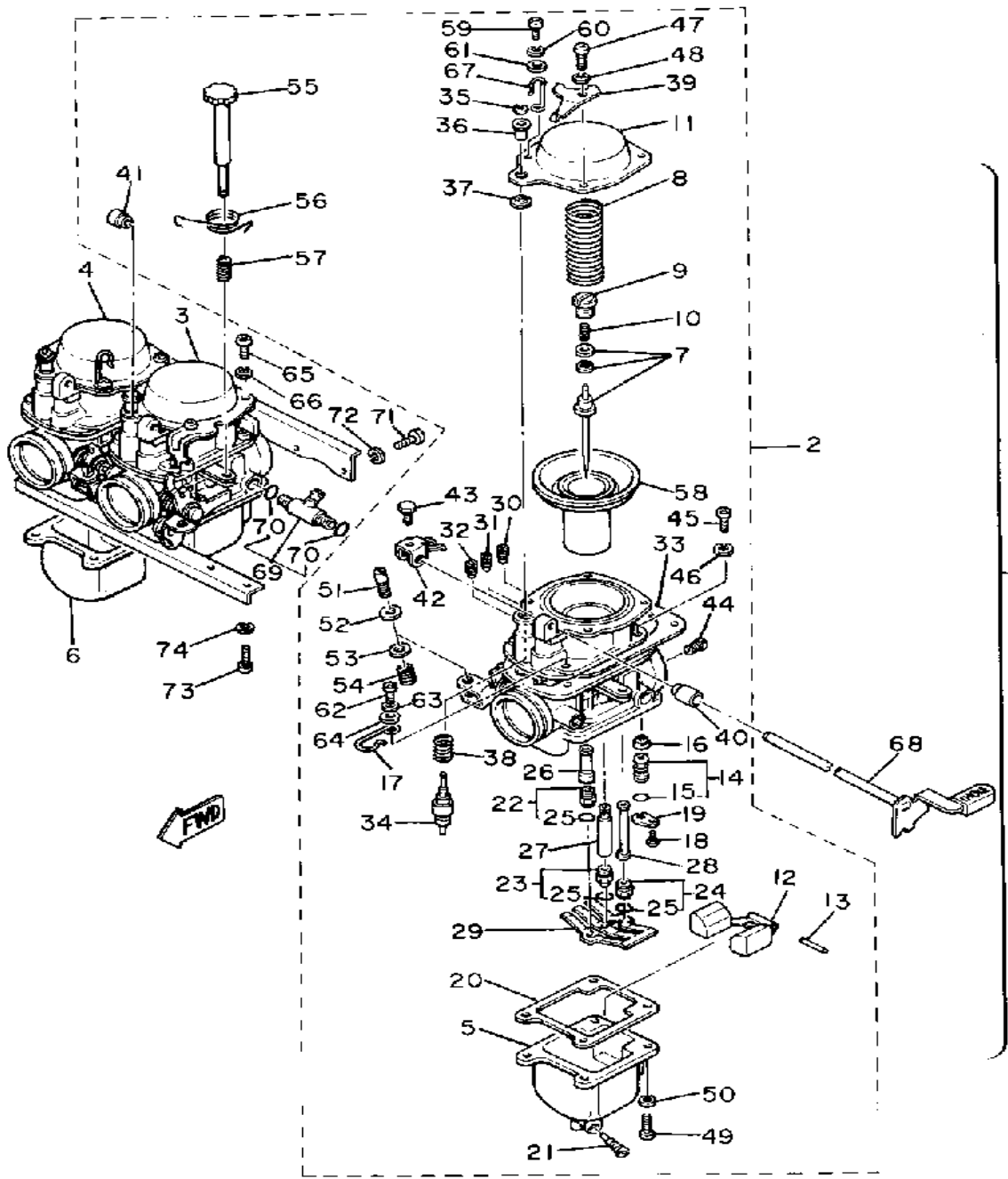
Ref. No.	Part Number	Description	Qty	Remarks
30	(3J3-13472-01-00)	HOLDER, OIL COOLR 1	1	
31	(3J3-13482-01-00)	HOLDER, OIL COOLR 2	1	
32	95826-06010-00	BOLT, FLANGE	4	
33	4R2-13462-00-00	CASE, OIL COOLER	1	
34	98906-05016-00	SCREW, BIND	2	

# INTAKE



Ref. No.	Part Number	Description	Qty	Remarks
1	2F3-13586-01-00	JOINT, CARBURETOR 1 (2F3-13586-00)	3	
2	90460-54137-00	CLAMP, hose	6	
3	90460-58015-00	CLAMP, HOSE	3	
4	2F3-W1441-05-00	AIR CLEANER CASE	1	
5	2F3-14453-00-00	. JOINT, AIR CLNR 1	3	
6	(2F3-14452-01-00)	SEAL	1	
7	4E2-14451-00-00	ELEMENT, AIR CLNR	1	
8	2F3-14422-00-00	CAP, CLEANER CASE 2	1	
9	90122-06006-00	BOLT, WING	1	
10	93210-06257-00	O-RING	1	
11	92990-06200-00	WASHER	1	
12	90445-07434-00	HOSE	1	
13	(2F3-14445-00-00)	GROMMET	1	
14	90467-14015-00	CLIP	1	
15	97011-06020-00	BOLT	4	
16	92990-06200-00	WASHER	4	
17	16G-13569-00-00	PLUG, BLIND	1	
18	90467-10039-00	CLIP	1	
19	(2F3-14454-00-00)	JOINT	1	

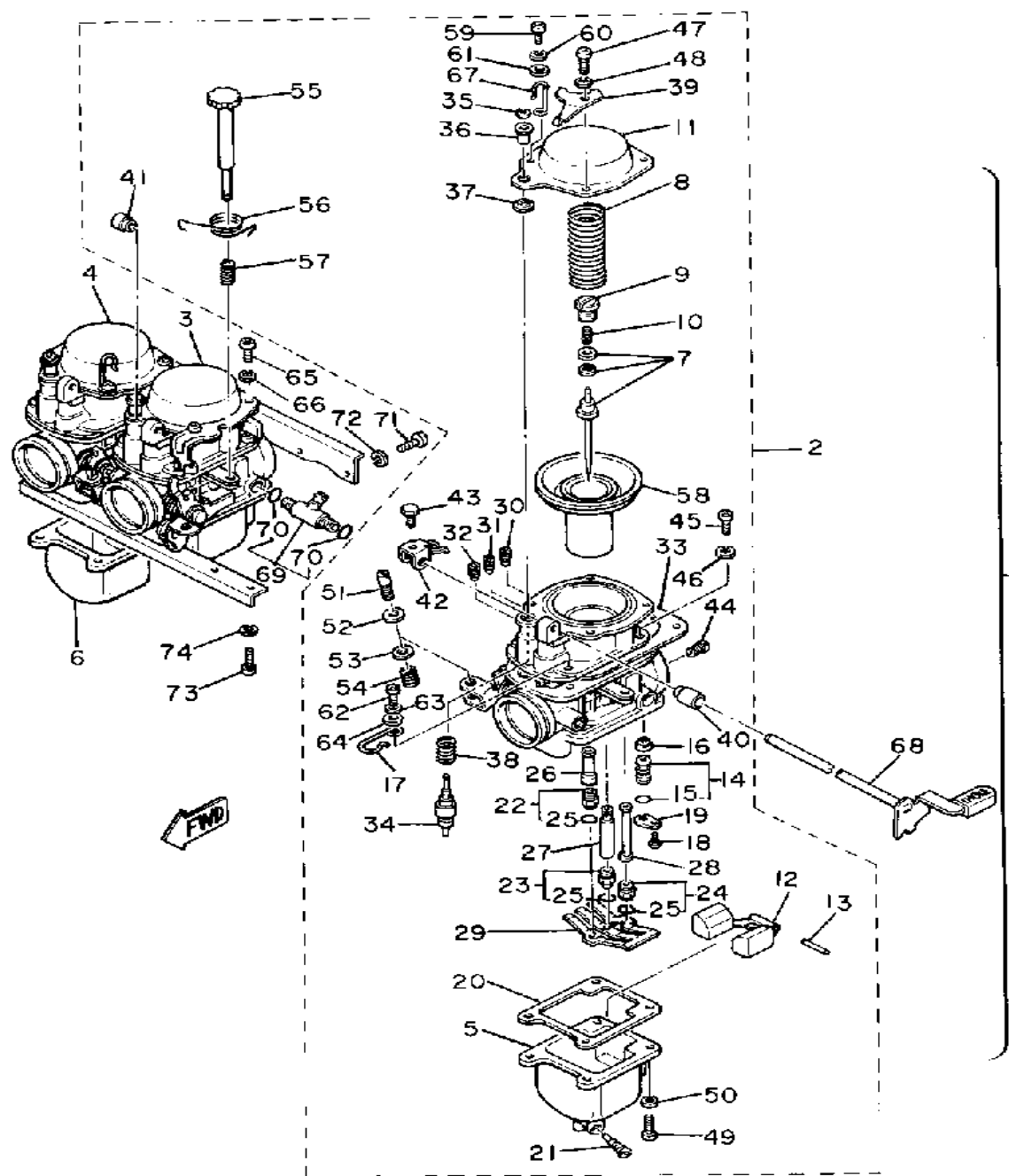
# CARBURETOR



Ref. No.	Part Number	Description	Qty	Remarks
1	(3J3-14900-00-00)	UNAVAILABLE IN PRICE BOOK	1	N/A
2	(3J3-14901-00-00)	CARBURETOR ASSEMBLY 1	1	
3	(3J3-14902-00-00)	CARBURETOR ASSEMBLY 2	1	
4	(3J3-14903-00-00)	CARBURETOR ASSEMBLY 3	1	
5	(3J3-14981-01-00)	BODY, FLOAT CHAMBER	2	
6	(3J3-14982-00-00)	HOLDER	1	
7	3J3-W1418-01-00	.. JET, NEEDLE	3	
8	(3J3-14933-00-00)	SPRING, DIAPHRAGM	3	
9	(4H7-14936-00-00)	SEAT, SPRING	3	
10	(3J3-14589-00-00)	SPRING	3	
11	(3J3-14958-00-00)	COVER, DIAPHRAGM	3	
12	3J3-14985-00-00	.. FLOAT	3	
13	3J3-14186-00-00	.. PIN, FLOAT	3	
14	3J3-W1496-20-00	.. NEEDLE VALVE ASSEMBLY	3	
15	3J3-14147-00-00	.. O-RING	3	
16	(3J3-14994-00-00)	NET, FILTER	3	
17	(3J3-14937-00-00)	CLIP	1	
18	98580-04008-00	.. SCREW, PAN HEAD	3	
19	(3J3-14146-00-00)	PLATE	3	
20	3J3-14984-00-00	.. GASKET, FLOAT CHMBR	3	
21	4X7-14191-01-00	.. PLUG, DRAIN	3	
22	3J3-W4943-42-00	.. JET, MAIN	3	
23	3J3-W1448-40-00	.. JET, PILOT	3	
24	3J3-W1461-40-00	.. JET, STARTER	3	
25	3J3-14561-00-00	.. O-RING	9	
26	(3J3-14921-26-00)	NOZZLE, MAIN	3	
27	3J3-14924-00-00	.. EMULSION TUBE, SLOW	3	
28	3J3-14947-15-00	.. JET, NEEDLE	3	
29	(3J3-14956-00-00)	WASHER	3	

CONTINUED ON NEXT FRAME ➤

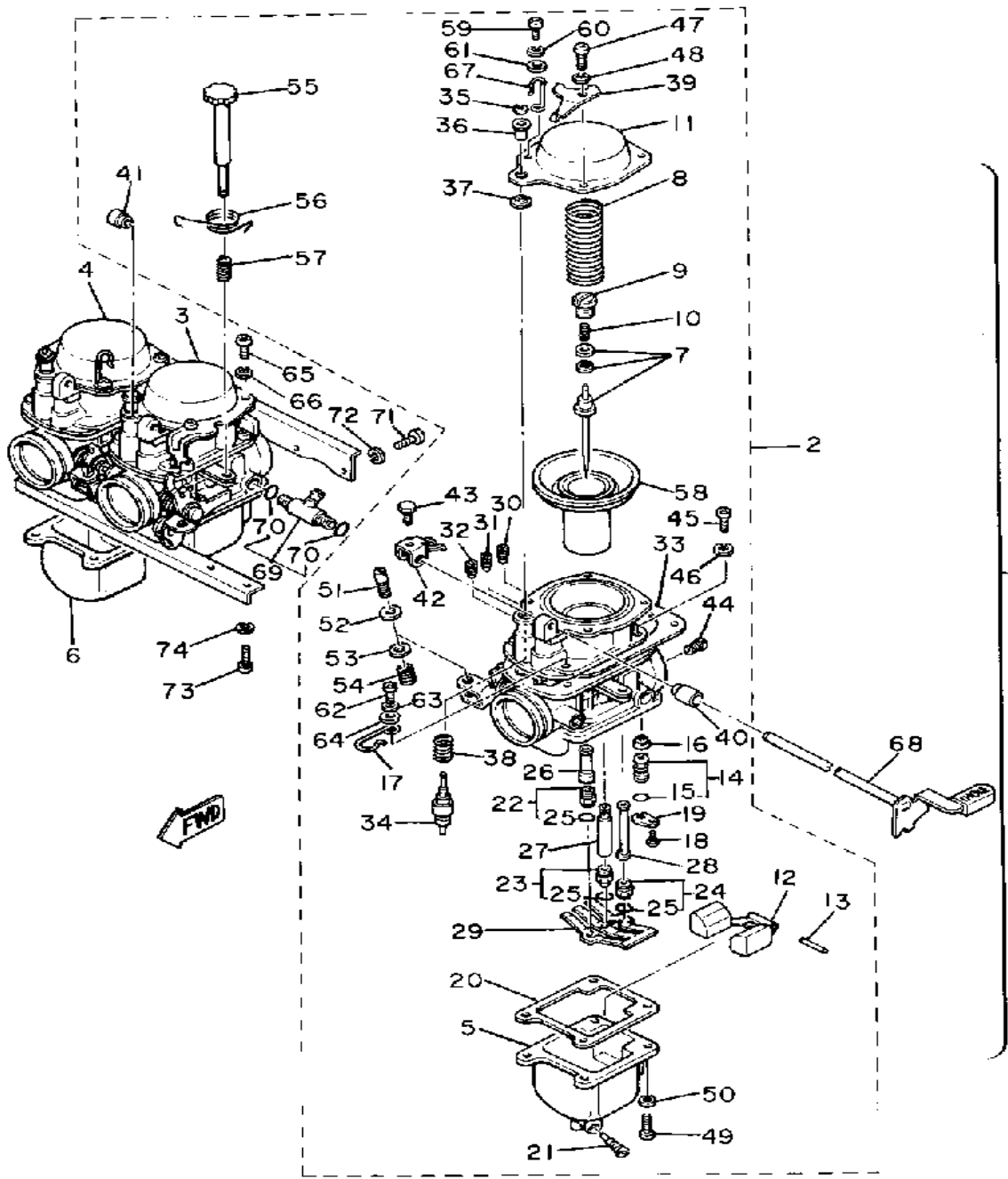
# CARBURETOR



Ref. No.	Part Number	Description	Qty	Remarks
30	(3J3-14928-10-00)	JET, MAIN AIR .....	3	
31	3J3-14949-31-00	.. JET, PILOT AIR .....	3	
32	(3J3-14983-12-00)	NOZZLE, STARTER .....	3	
33	3J3-14959-00-00	.. GASKET .....	3	
34	3J3-14171-00-00	.. PLUNGER, STARTER .....	3	
35	3J3-14955-00-00	.. WASHER .....	3	
36	3J3-14968-00-00	.. CAP .....	3	
37	3J3-14173-00-00	.. COVER, PLUNGER CAP ...	3	
38	3J3-14135-00-00	.. SPRING, PLUNGER .....	3	
39	(3J3-14996-00-00)	PIPE .....	1	
40	(3J3-14998-00-00)	BUSH .....	1	
41	(3J3-14973-00-00)	WASHER .....	2	
42	(3J3-14905-00-00)	LEVER, STARTER .....	3	
43	(3J3-14991-01-00)	SCREW .....	3	
44	(3J3-14989-20-00)	ORIFICE, AIR VENT .....	6	
45	98580-05016-00	.. SCREW, PAN HEAD .....	14	
46	92990-05100-00	.. WASHER, SPRING .....	14	
47	98580-05010-00	.. SCREW, PAN HEAD .....	8	
48	92990-05100-00	.. WASHER, SPRING .....	8	
49	98580-05016-00	.. SCREW, PAN HEAD .....	12	
50	92990-05100-00	.. WASHER, SPRING .....	12	
51	(3J3-14922-00-00)	SCREW, THROTTLE .....	2	
52	(3J3-14951-00-00)	WASHER .....	2	
53	(3J3-14952-00-00)	WASHER .....	2	
54	(3J3-14133-00-00)	SPRING, THRTL STOP .....	2	
55	(3J3-14122-00-00)	SCREW, THROTTLE .....	1	
56	(3J3-14938-00-00)	SPRING .....	1	
57	3J3-14934-00-00	.. SPRING, THRTL STOP .....	1	
58	(3J3-14940-00-00)	DIAPHRAGM ASSEMBLY .....	3	

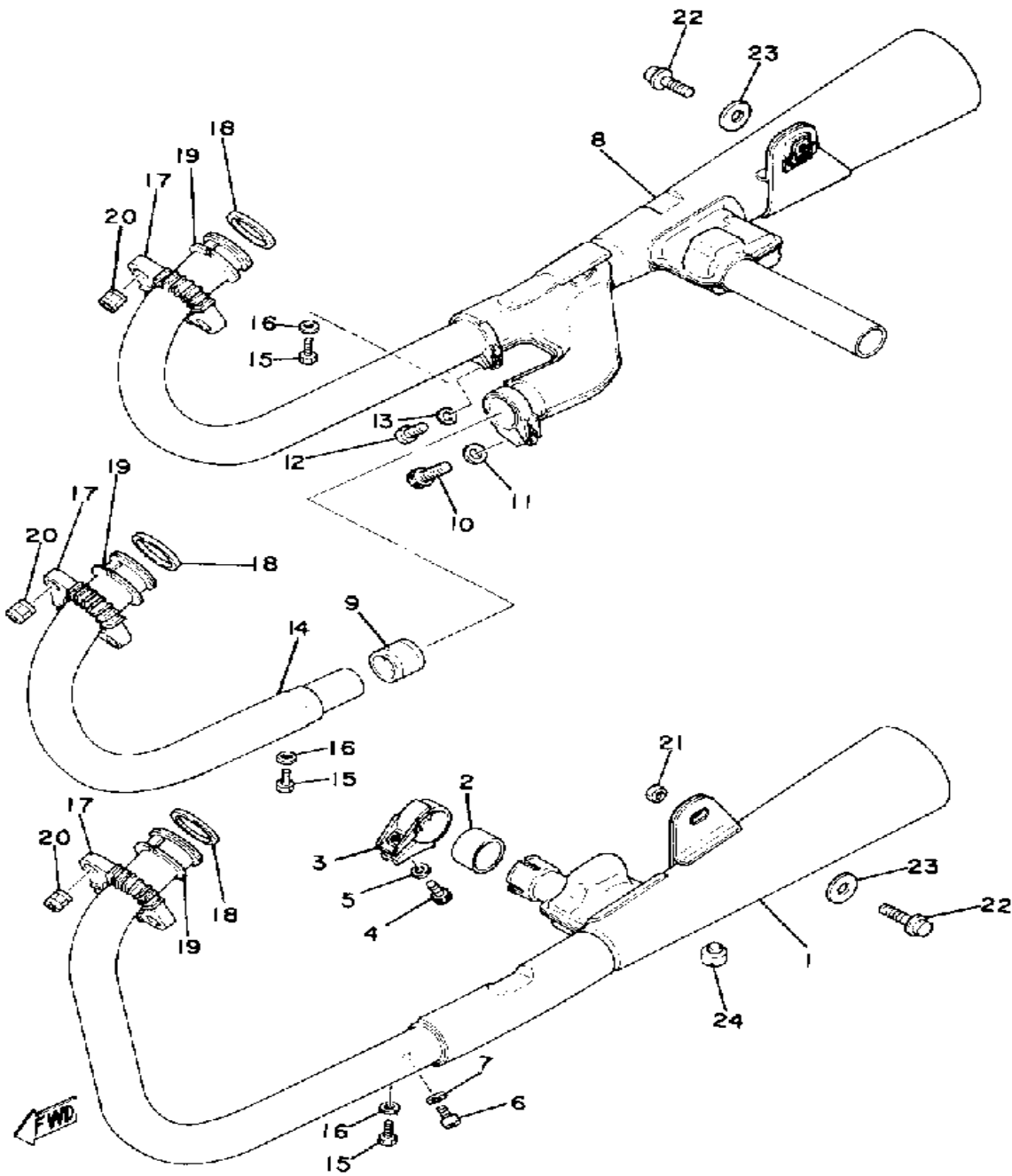
CONTINUED ON NEXT FRAME ►

# CARBURETOR



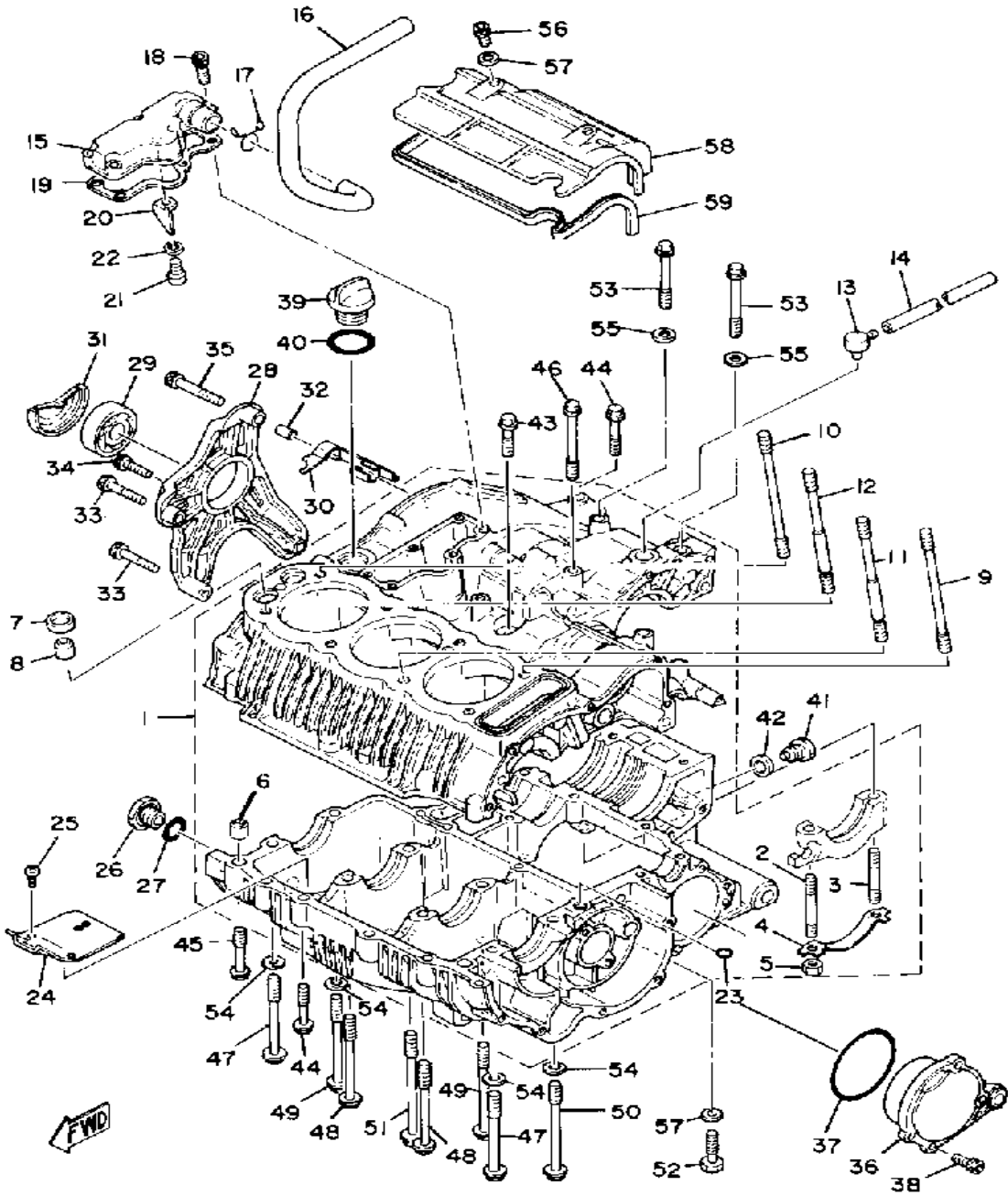
Ref. No.	Part Number	Description	Qty	Remarks
59	98580-05012-00	.. SCREW, PAN HEAD	2	
60	92990-05100-00	.. WASHER, SPRING	2	
61	92901-05600-00	.. WASHER, PLATE	2	
62	98580-05016-00	.. SCREW, PAN HEAD	1	
63	92990-05100-00	.. WASHER, SPRING	1	
64	92901-05600-00	.. WASHER, PLATE	1	
65	98580-05012-00	.. SCREW, PAN HEAD	2	
66	92990-05100-00	.. WASHER, SPRING	2	
67	(3J3-14139-00-00)	CLIP, PIPE	2	
68	(3J3-14978-00-00)	SHAFT, STARTER LVR	1	
69	(3J3-14988-01-00)	PIPE, STARTER CON	2	
70	3J3-14147-00-00	.. O-RING	4	
71	98580-05012-00	.. SCREW, PAN HEAD	6	
72	92990-05100-00	.. WASHER, SPRING	6	
73	98503-06014-00	.. SCREW, PAN HEAD (92502-06016)	6	
74	92995-06100-00	.. WASHER, SPRING	6	

# EXHAUST



Ref. No.	Part Number	Description	Qty	Remarks
1	(3J2-14710-02-00)	MUFFLER ASSEMBLY L	1	
2	1L9-14714-01-00	GASKET, MUFFLER	1	
3	1L9-14788-00-00	BAND, SILENCER	1	
4	91316-06025-00	BOLT	1	
5	92901-06600-00	WASHER	1	
6	98503-06014-00	SCREW, PAN HEAD (92502-06016)	1	
7	92901-06600-00	WASHER	1	
8	3J2-14720-02-00	MUFFLER ASSEMBLY R	1	
9	1JK-14714-00-00	GASKET, MUFFLER	1	
10	91316-08025-00	BOLT, SOCKET HEAD	1	
11	92901-08600-00	WASHER	1	
12	98503-06014-00	SCREW, PAN HEAD (92502-06016)	1	
13	92901-06600-00	WASHER	1	
14	3J2-14621-01-00	PIPE, EXHAUST R	1	
15	97013-06012-00	BOLT	3	
16	92901-06600-00	WASHER	3	
17	(4H1-14612-00-00)	NUT, RING	3	
18	4BE-14613-00-00	GASKET, EXHAUST PIPE	3	
19	1J7-14614-00-00	FLANGE, EXST PIPE	6	
20	90179-08004-00	NUT	6	
21	90179-10276-00	NUT, SPEC'L SHAPE	1	
22	95801-10035-00	BOLT, FLANGE	2	
23	90201-10714-00	WASHER, PLATE	2	
24	371-27114-00-00	STOPPER, MAIN STAND	1	

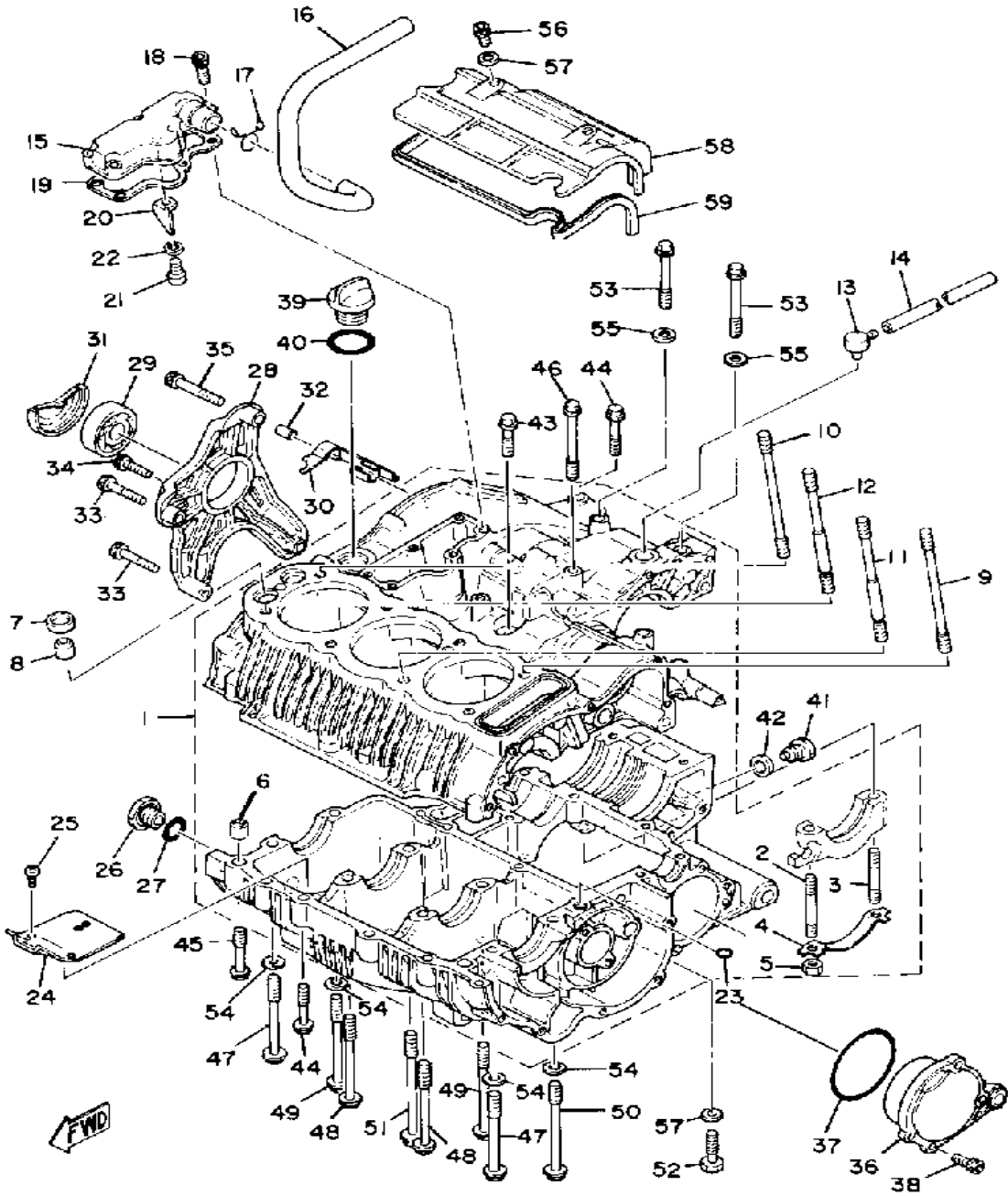
# CRANKCASE



Ref. No.	Part Number	Description	Qty	Remarks
1	(3J2-15100-00-00)	CRANKCASE ASSEMBLY	1	
2	(90116-08229-00)	BOLT, STUD	1	
3	90116-08230-00	. BOLT, STUD	1	
4	2K3-15186-00-00	. WASHER, LOCK	1	
5	90170-08158-00	. NUT	2	
6	99530-14016-00	. PIN, DOWEL	2	
7	1J7-11357-00-00	SEAL, CYLINDER 3	2	
8	99510-10114-00	PIN, DOWEL	2	
9	90116-10273-00	BOLT, STUD	3	
10	90116-10274-00	BOLT, STUD	1	
11	2F3-11363-00-00	BOLT, CYLINDER HOLDING 3	2	
12	2F3-11364-00-00	BOLT, CYLINDER HOLDING 4	2	
13	2H7-17591-01-00	BREATHER	1	
14	90445-07039-00	HOSE	1	
15	(2G2-11168-00-00)	COVER, BREATHER	1	
16	2F3-11166-00-00	PIPE, BREATHER 1	1	
17	90467-14015-00	CLIP	1	
18	91311-06025-00	BOLT, SOCKET HEAD	6	
19	1J7-11169-00-00	GASKET, BRTHR COVER	1	
20	(1J7-11165-00-00)	PLATE, BREATHER	1	
21	98503-06014-00	SCREW, PAN HEAD (92502-06016)	1	
22	92995-06100-00	WASHER, SPRING	1	
23	93210-09350-00	O-RING	1	
24	(2F3-15123-00-00)	PLATE, BUFFLE 1	3	
25	(90167-05002-00)	SCREW, TAPPING	9	
26	(90401-18042-00)	BOLT, UNION	1	
27	93210-18319-00	O-RING	1	
28	(1J7-15442-02-00)	HOUSING, BEARING	1	

CONTINUED ON NEXT FRAME ►

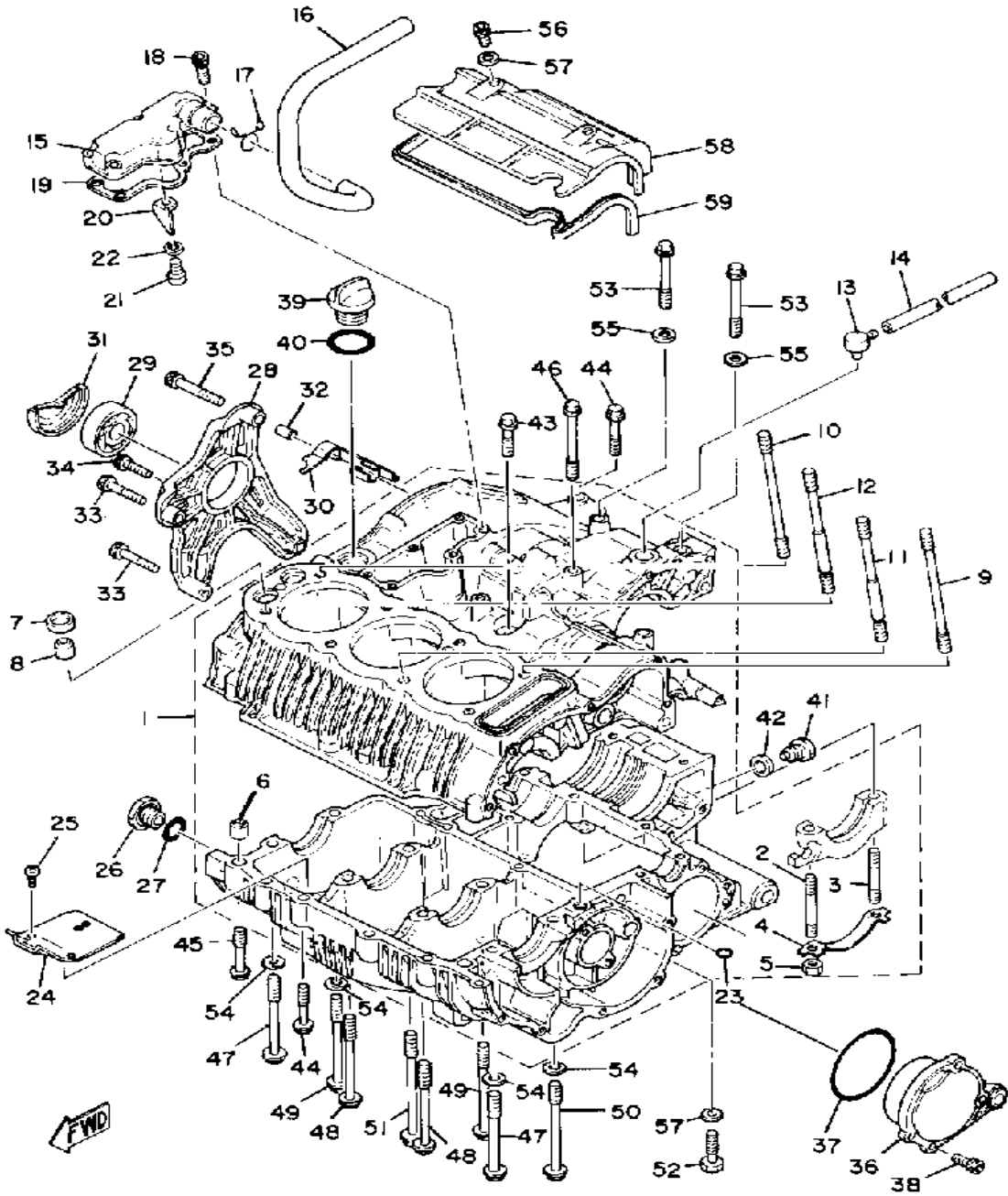
# CRANKCASE



Ref. No.	Part Number	Description	Qty	Remarks
29	93306-30407-00	BEARING (B6304C3)	1	
30	(2F3-15432-01-00)	COLLECTOR, OIL	1	
31	2F3-15449-01-00	RING, RUBBER	1	
32	99510-10114-00	PIN, DOWEL	2	
33	91316-08040-00	BOLT, SOCKET HEAD	2	
34	91316-08025-00	BOLT, SOCKET HEAD	1	
35	91316-08050-00	BOLT	1	
36	(3J2-15164-00-00)	HOUSING, BEARING 2	1	
37	93210-71462-00	O-RING	1	
38	91311-06020-00	BOLT, SOCKET HEAD	4	
39	2F3-15363-00-00	PLUG, OIL	1	
40	93210-29198-00	O-RING	1	
41	90340-14118-00	PLUG, STRAIGHT	1	
42	214-11198-01-00	GASKET	1	
43	95811-08035-00	BOLT, FLANGE (95821-08035)	1	
44	95811-08045-00	BOLT, FLANGE (JN5)	11	
45	95811-08050-00	BOLT, FLANGE (95812-08050)	1	
46	95811-08085-00	BOLT, FLANGE	1	
47	95821-10095-00	BOLT, FLANGE	2	
48	95811-10100-00	BOLT, FLANGE	2	
49	(95821-10105-00)	BOLT, FLANGE	2	
50	95821-10115-00	BOLT, FLANGE	1	
51	(95821-10125-00)	BOLT, FLANGE	1	
52	97313-08040-00	BOLT, HEXAGON (97322-08040)	1	
53	95811-08075-00	BOLT, FLANGE	3	
54	90201-10128-00	WASHER, PLATE	4	
55	90201-084G3-00	WASHER, PLATE	3	
56	90110-06145-00	BOLT, HEX.SOCKET	2	
57	92990-06200-00	WASHER	2	

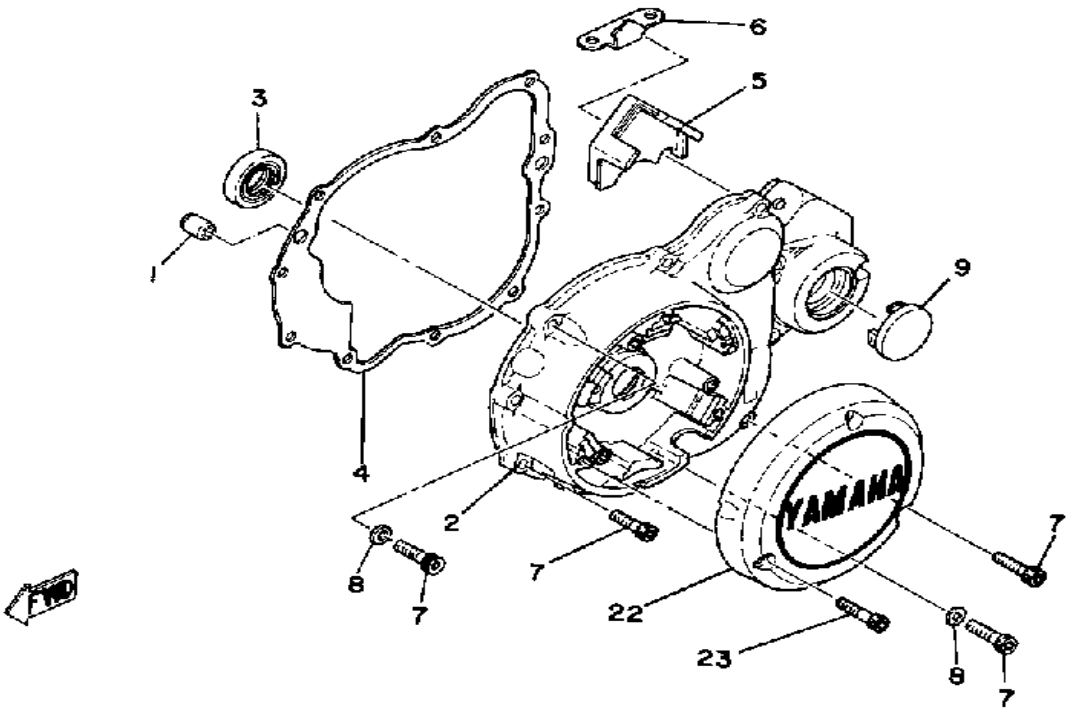
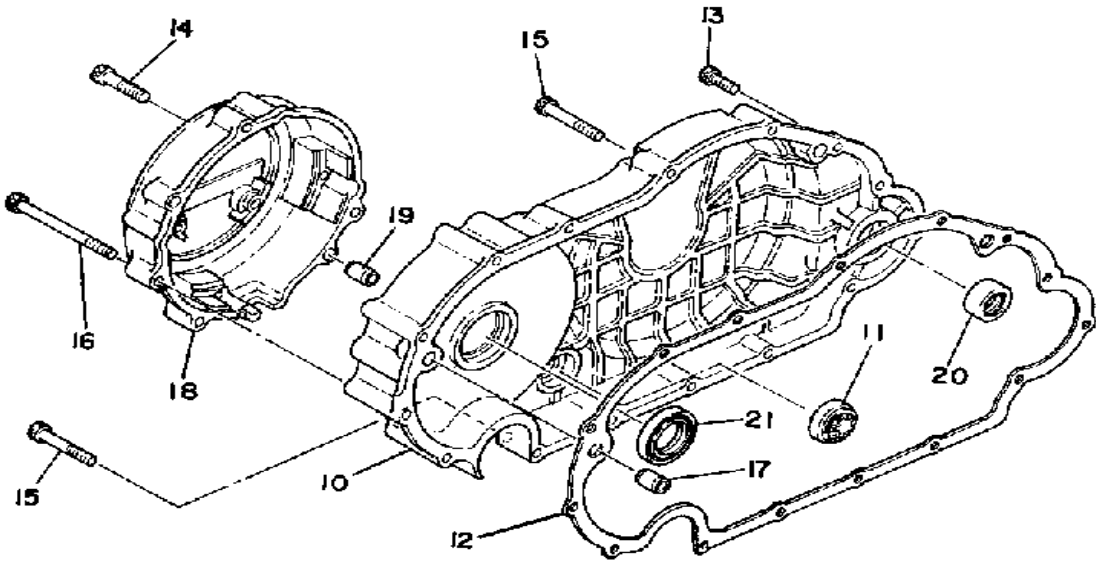
CONTINUED ON NEXT FRAME ►

# CRANKCASE



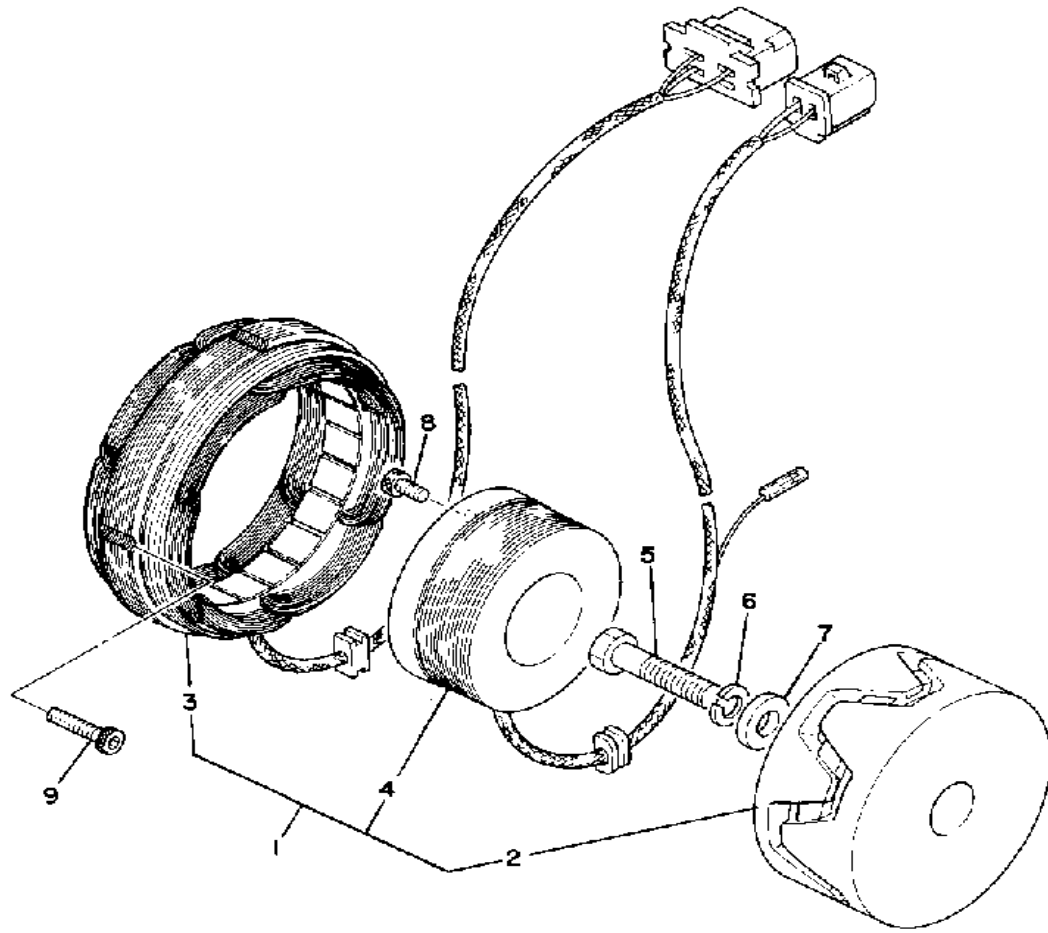
Ref. No.	Part Number	Description	Qty	Remarks
58	(2G2-15436-00-00)	COVER, STRTG MOTOR	..... 1	
59	1J7-15446-00-00	GSKT, STRTG MTR CVR	..... 1	

# CRANKCASE COVER



Ref. No.	Part Number	Description	Qty	Remarks
1	99510-12016-00	PIN, DOWEL	2	
2	2G2-15410-01-00	CRCS COVER ASSEMBLY L	1	
3	93102-24154-00	OIL SEAL, SD-TYPE	1	
4	1J7-15461-00-00	GASKET, CRCS CVR 2	1	
5	1J7-15474-00-00	SEAL, AIR DUCT	1	
6	1J7-15497-00-00	PLATE, DUST SEAL	1	
7	91311-06025-00	BOLT, SOCKET HEAD	11	
8	92901-06600-00	WASHER	2	
9	1J7-15417-02-00	COVER, CAP	1	
10	4H1-15431-00-00	COVER, CRANKCASE 3	1	
11	2H7-15361-00-00	GAUGE, LEVEL	1	
12	1J7-15451-00-00	GASKET, CRCS COVER	1	
13	91311-06018-00	BOLT	4	
14	91311-06030-00	BOLT, SOCKET HEAD	1	
15	91311-06040-00	BOLT	7	
16	91311-06080-00	BOLT, SOCKET HEAD	4	
17	99510-10114-00	PIN, DOWEL	4	
18	4R2-15415-00-00	COVER, GENERATOR	1	
19	99510-08016-00	PIN, DOWEL	2	
20	93102-20108-00	OIL SEAL	1	
21	93102-25153-00	OIL SEAL, SD-TYPE	1	
22	4R2-15416-00-00	COVER, OIL PUMP	1	
23	91311-06030-00	BOLT, SOCKET HEAD	3	

# A - C - GENERATOR



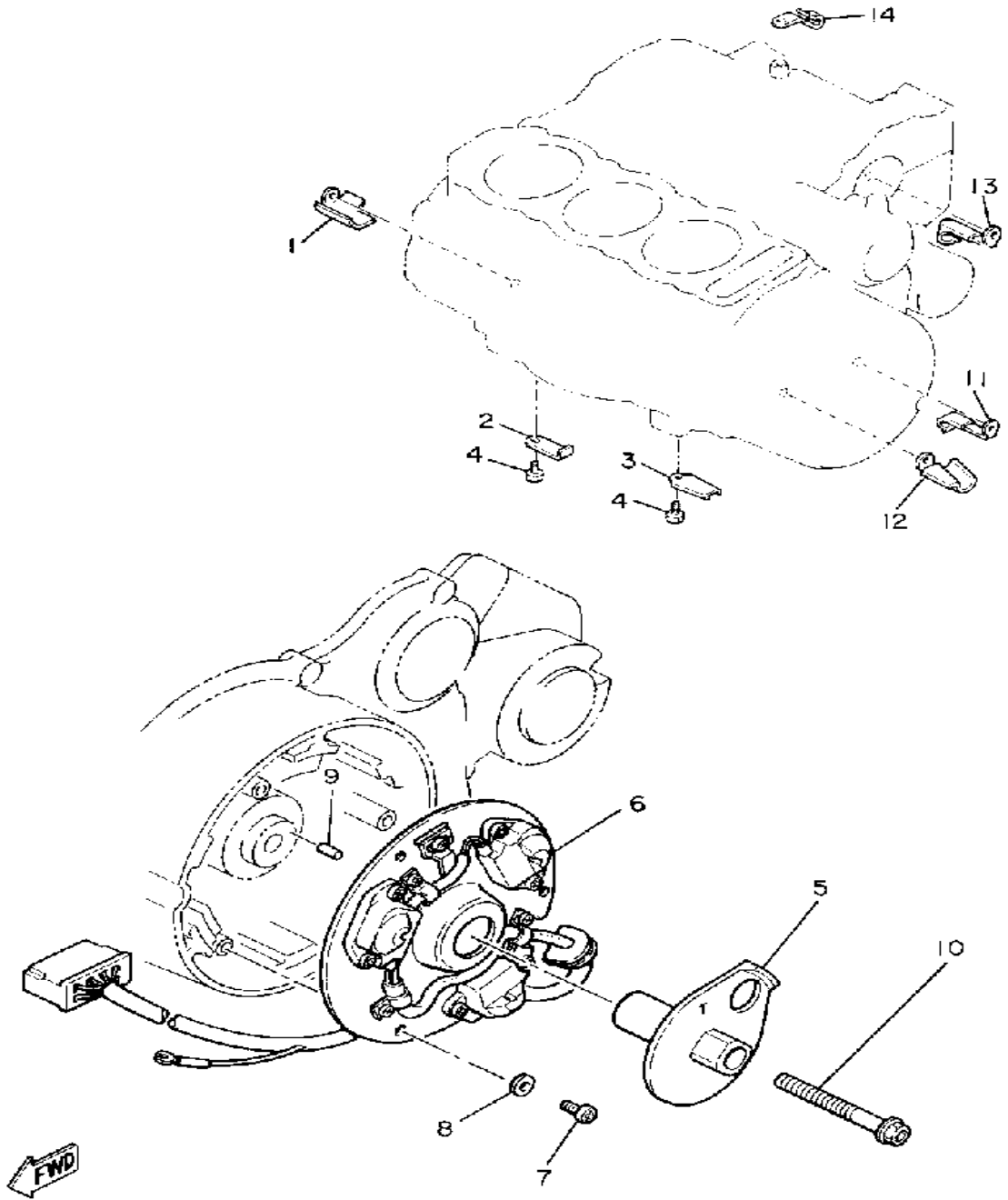
Ref. No.	Part Number	Description	Qty	Remarks
1	3J3-81600-10-00	AC GENERATOR ASSEMBLY	1	
2	(3J3-81650-10-00)	ROTOR ASSEMBLY	1	
3	3J3-81610-10-00	STATOR ASSEMBLY	1	
4	1J7-81660-10-00	FIELD COIL ASSEMBLY	1	
5	90101-10188-00	BOLT	1	
6	92990-10100-00	WASHER, SPRING	1	
7	90201-102J5-00	WASHER, PLATE	1	
8	90110-06145-00	BOLT, HEX.SOCKET	3	
9	90110-06138-00	BOLT, HEX SKT HEAD	4	

FWD

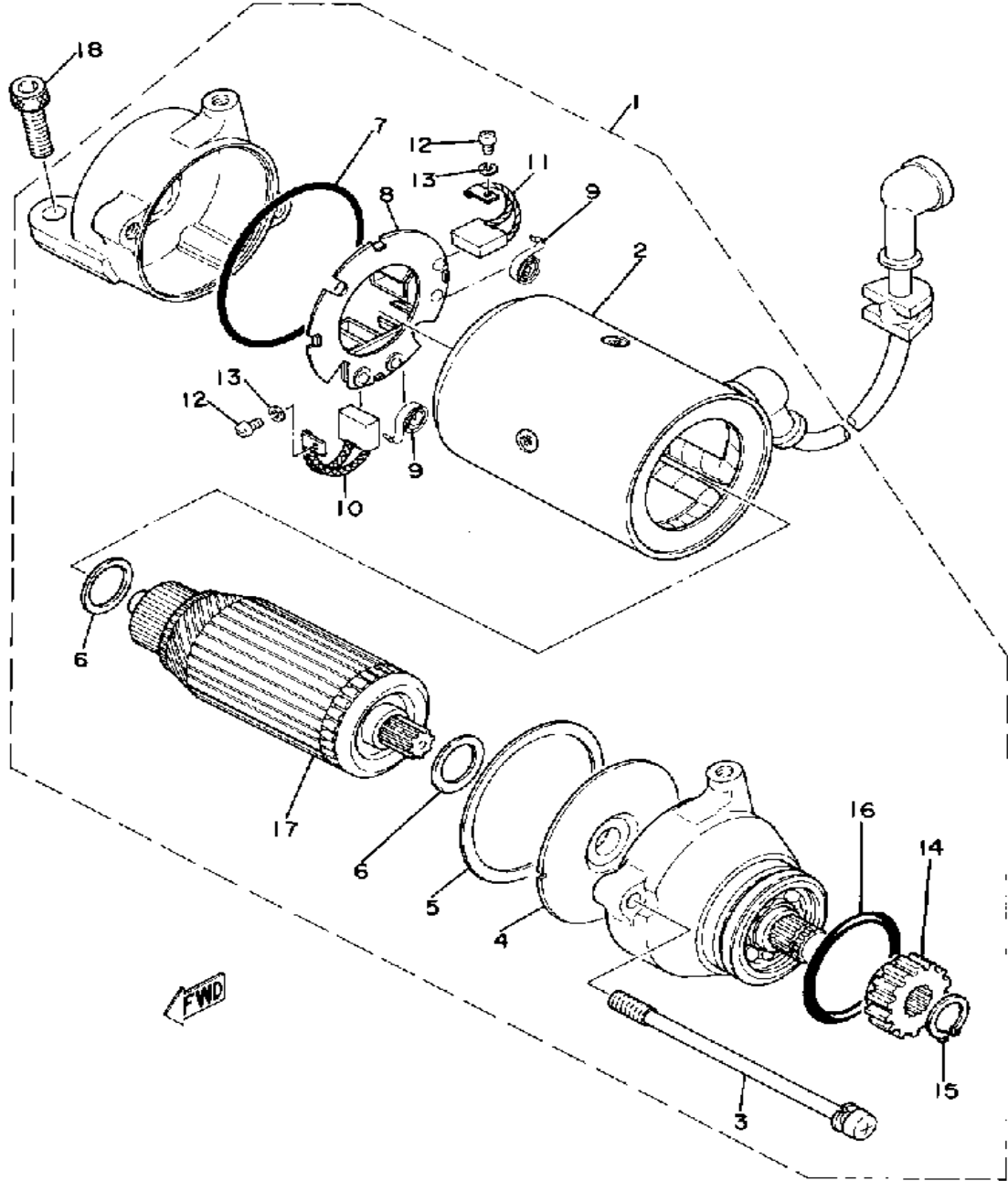
CHARGING SYSTEM	
Battery: Model / Specific Gravity / Charge Rate	AC Generator / 3-Phase / Full Wave Yussa YB14L (12V 14AH) / 1.28 / 1.4A
Maximum Output	14V 20A @ 5000 rpm
TROUBLESHOOTING	
Field Coil Color Code / $\Omega$	Rotor: Gr ~ Blk / 3.5 $\Omega$ $\pm$ 10% Stator: Wh ~ Wh / 0.8 $\Omega$ $\pm$ 10%

# PICKUP COIL - GOVERNOR

Ref. No.	Part Number	Description	Qty	Remarks
1	(90465-10113-00)	CLAMP	1	
2	(90465-08112-00)	CLAMP	2	
3	(90465-08112-00)	CLAMP	1	
4	97011-06010-00	BOLT	3	
5	4R2-81673-10-00	ROTOR	1	
6	4R2-81671-10-00	BASE, PICKUP	1	
7	98503-06014-00	SCREW, PAN HEAD (92502-06016)	3	
8	92990-06200-00	WASHER	3	
9	93604-08071-00	PIN, DOWEL	1	
10	91316-08060-00	BOLT, SOCKET HEAD	1	
11	(90465-08116-00)	CLAMP	2	
12	(1T4-81624-00-00)	PLATE, CONTACT BRKR	1	
13	(90465-10137-00)	CLAMP	1	
14	90465-08017-00	CLAMP	1	

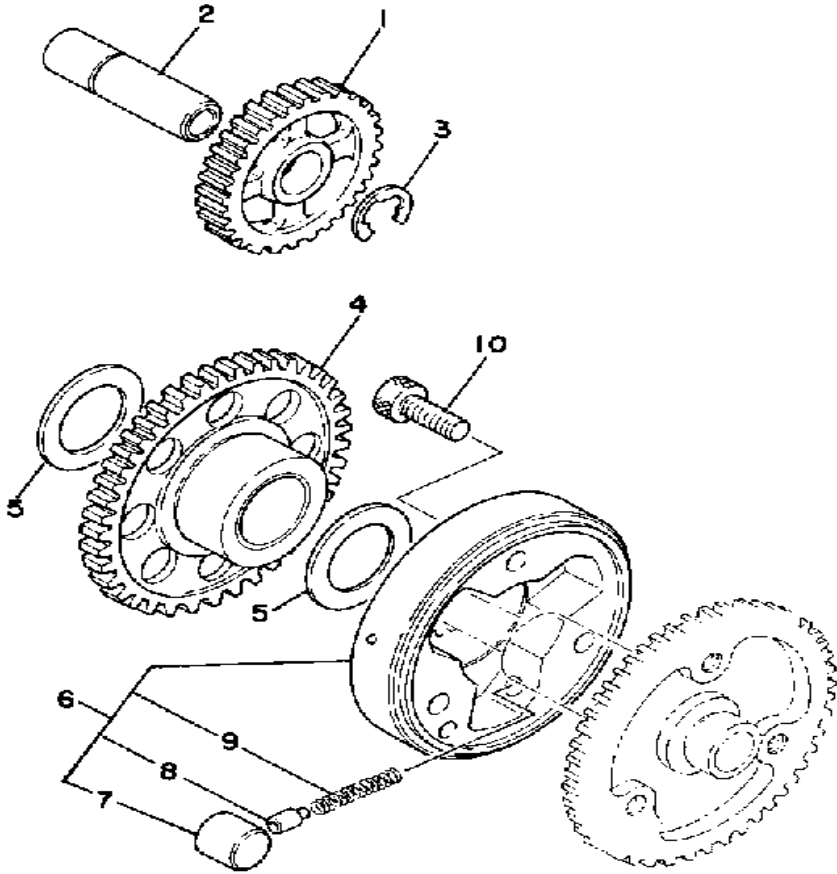
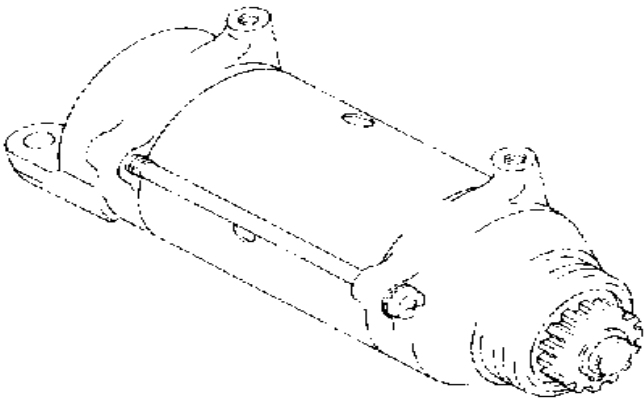


# STARTING MOTOR



Ref. No.	Part Number	Description	Qty	Remarks
1	3J2-81800-60-00	STARTING MOTOR ASSEMBLY	1	
2	(1J7-81810-60-00)	STATOR ASSEMBLY	1	
3	371-81826-20-00	. BOLT	2	
4	(371-81845-20-00)	PLATE	1	
5	371-81844-20-00	. GASKET	1	
6	371-81809-20-00	. WASHER KIT	1	
7	371-81847-20-00	. O-RING	1	
8	371-81840-20-00	. BRUSH HOLDER ASSEMBLY	1	
9	371-81813-20-00	. SPRING, BRUSH	2	
10	371-81811-20-00	. BRUSH 1	1	
11	371-81812-20-00	. BRUSH 2	1	
12	98580-03008-00	. SCREW, PAN HEAD	2	
13	92990-03100-00	. WASHER, SPRING (92901-03100)	2	
14	(3J3-15511-00-00)	GEAR, STARTING MTR	1	
15	99009-12400-00	. CIRCLIP	1	
16	1J7-81847-60-00	. O-RING	1	
17	3J2-81850-60-00	. ARMATURE ASSEMBLY	1	
18	91311-08025-00	BOLT, SOCKET HEAD	2	

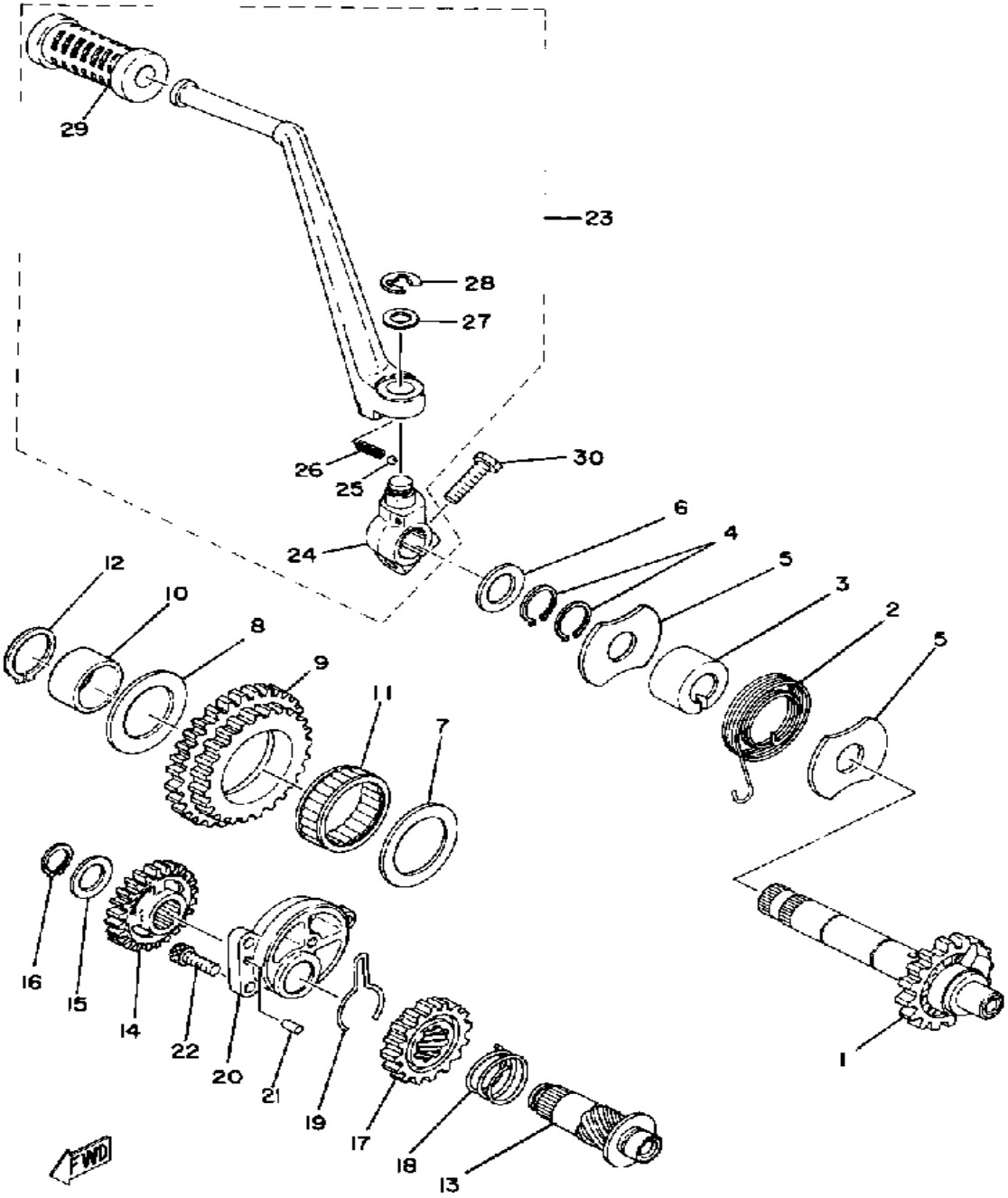
# STARTER CLUTCH



FWD

Ref. No.	Part Number	Description	Qty	Remarks
1	(3J2-15512-00-00)	GEAR, IDLER 1 .....	1	
2	1J7-15521-00-00	SHAFT 1 .....	1	
3	99001-15600-00	CIRCLIP, E-TYPE .....	1	
4	(3J2-15517-00-00)	GEAR, IDLER 2 .....	1	
5	90201-25291-00	WASHER, PLATE .....	2	
6	(1J7-15580-01-00)	STR CLUTCH OTR ASSEMBLY	1	
7	93615-17125-00	. PIN, DOWEL .....	3	
8	1J7-15583-01-00	. CAP, STARTER CLUTCH SPRING .....	3	
9	90501-04503-00	. SPRING, COMPRESSION	3	
10	91316-08020-00	BOLT .....	3	

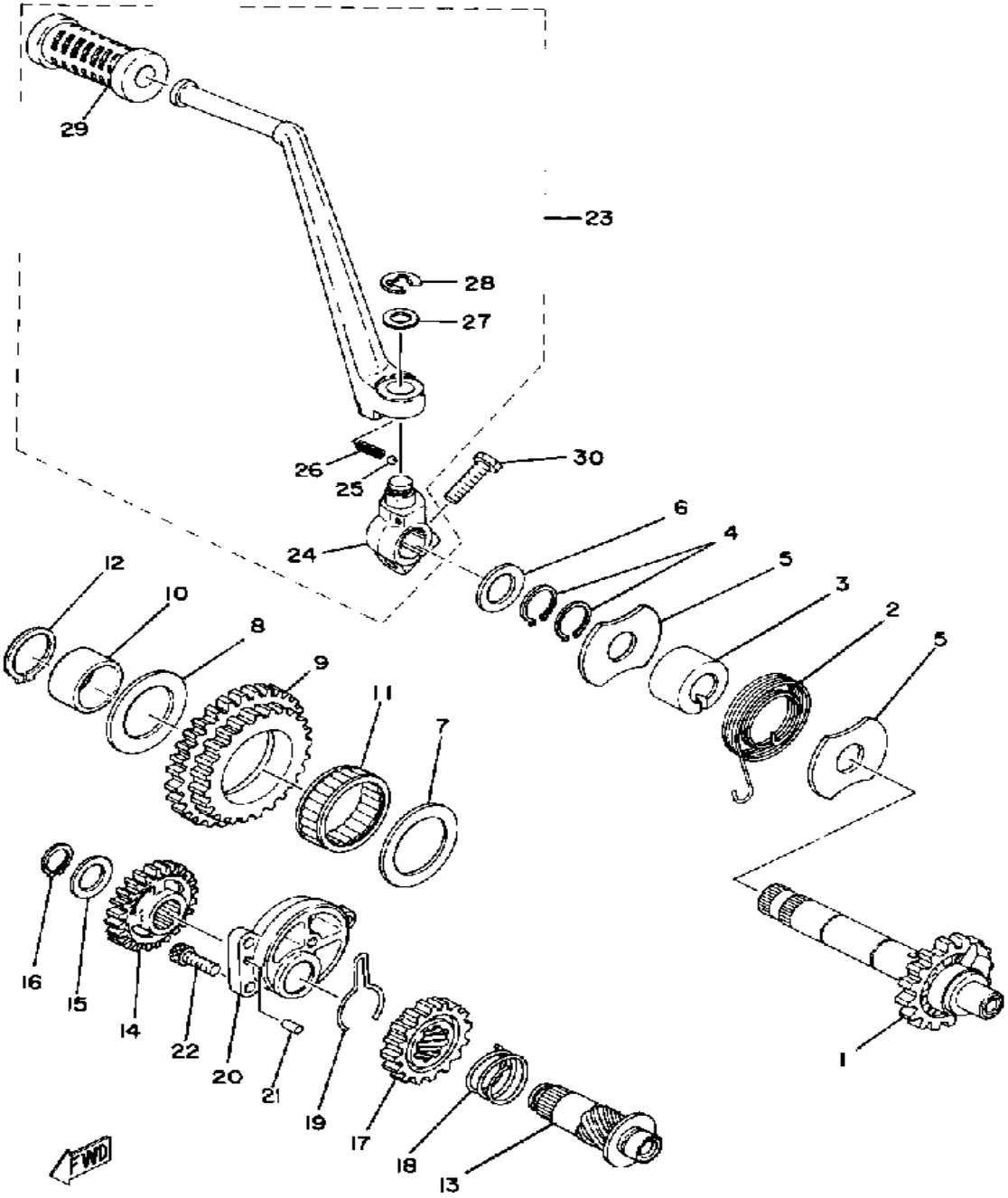
# KICK STARTER



Ref. No.	Part Number	Description	Qty	Remarks
1	1J7-15660-00-00	KICK AXLE ASSEMBLY	1	
2	90508-30051-00	SPRING, TORSION	1	
3	371-15666-00-00	SPACER	1	
4	99009-20400-00	CIRCLIP	2	
5	278-15676-00-00	COVER, SPRING	2	
6	90201-20722-00	WASHER, PLATE	1	
7	(1J7-15644-00-00)	SHIM	1	
8	(1J7-15645-00-00)	SHIM, KICK SHAFT	1	
9	(1J7-15650-00-00)	IDLE GEAR ASSEMBLY	1	
10	(90387-35544-00)	COLLAR	1	
11	(93311-84026-00)	BEARING, CYLINDER.# 1	1	
12	93410-35027-00	CIRCLIP, S-TYPE (S-35)	1	
13	(1J7-15659-01-00)	SHAFT	1	
14	(1J7-15516-01-00)	GEAR 4	1	
15	150-17417-00-10	NO LONGER AVAILABLE (1.0T)	1	
16	99009-17400-00	CIRCLIP	1	
17	1J7-15527-02-00	GEAR, KICK 5	1	
18	90501-15469-00	SPRING, COMPRESSION	1	
19	90468-26066-00	CLIP	1	
20	(1J7-15654-00-00)	HOLDER, KICK GEAR	1	
21	93604-10011-00	PIN, DOWEL	1	
22	91316-06020-00	BOLT, SOCKET HEAD	3	
23	2G2-15620-00-00	KICK CRANK ASSEMBLY (168-15621-01)	1	
24	583-15621-00-00	. BOSS, KICK CRANK	1	
25	93507-32031-00	. BALL	1	
26	90501-12081-00	. SPRING, COMPRESSION	1	
27	90201-15340-00	. WASHER, PLATE	1	
28	99006-10600-00	. CIRCLIP	1	

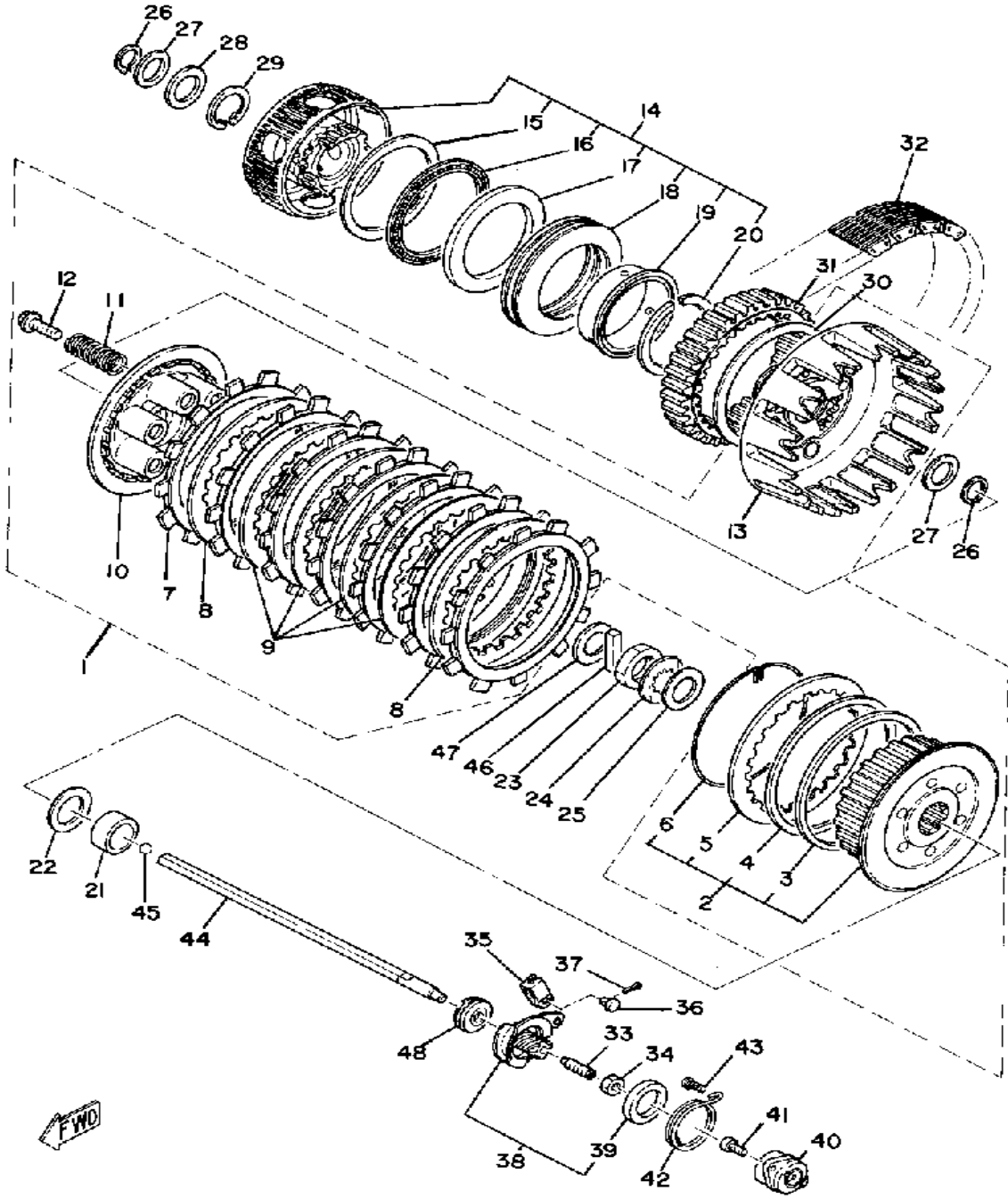
CONTINUED ON NEXT FRAME ►

# KICK STARTER



Ref. No.	Part Number	Description	Qty	Remarks
29	156-15618-01-00	. COVER, KICK LEVER	1	
30	97313-08030-00	BOLT, HEXAGON	1	

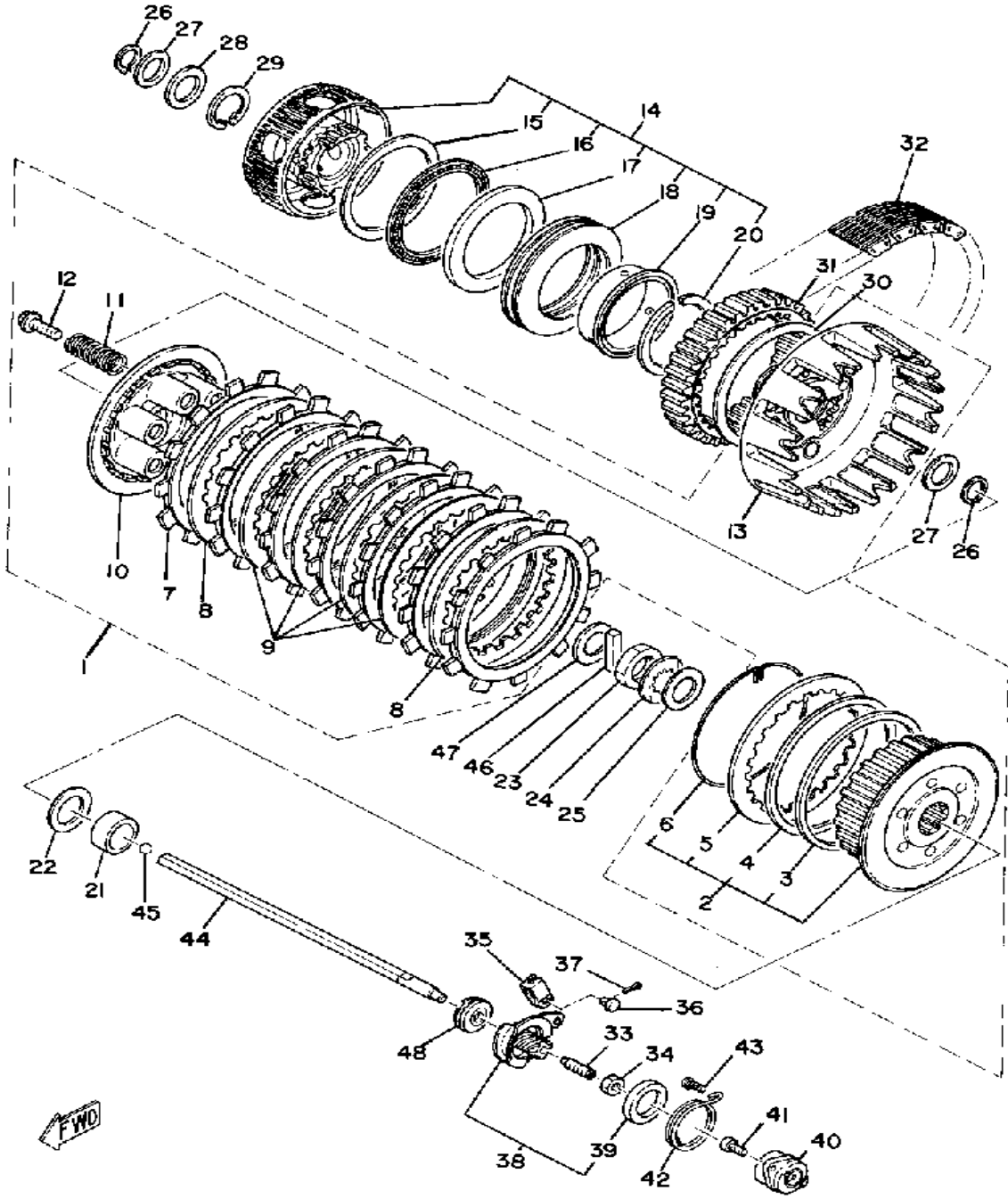
# CLUTCH



Ref. No.	Part Number	Description	Qty	Remarks
1	(3J2-16301-01-00)	CLUTCH ASSEMBLY .....	1	
2	1T5-16370-00-00	. CLUTCH BOSS ASSEMBLY ..	1	
3	1J7-16384-00-00	.. PLATE, SEAT .....	1	
4	1J7-16383-01-00	.. SPRING, CLUTCH BOSS ...	1	
5	4H7-16325-00-00	.. PLATE, CLUTCH 2 .....	1	
6	1J7-16385-00-00	.. RING, CLUTCH BOSS .....	1	
7	5Y1-16321-00-00	. PLATE, FRICTION .....	7	
8	4H7-16325-00-00	. PLATE, CLUTCH 2 .....	2	
9	3J2-16324-00-00	. PLATE, CLUTCH 1 .....	4	
10	1J7-16351-00-00	. PLATE, PRESSURE 1 .....	1	
11	90501-23142-00	. SPRING, COMPRESSION ....	6	
12	90159-06010-00	. SCREW, WITH WASHER ....	6	
13	1J7-16310-03-00	. CLUTCH HOUSING ASSEMBLY .....	1	
14	(3J2-16306-00-00)	CLUTCH DAMPER ASSEMBLY	1	
15	90201-77604-00	. UNAVAILABLE IN PRICE BOOK .....	1	
16	(93340-27601-00)	BEARING, FLAT # 0 .....	1	
17	(90201-69603-00)	WASHER, PLATE .....	1	
18	(1J7-16318-00-00)	SPRING, DAMPER .....	1	
19	(90387-64672-00)	COLLAR .....	1	
20	93440-64047-00	. CIRCLIP, OUTER .....	1	
21	(90560-25160-00)	SPACER .....	1	
22	90201-25291-00	WASHER, PLATE .....	1	
23	90170-24203-00	NUT, HEXAGON .....	1	
24	90215-21130-00	WASHER, LOCK .....	1	
25	90208-25021-00	WASHER, CONICAL SPR .....	1	
26	99009-20400-00	CIRCLIP .....	2	
27	90201-21599-00	WASHER, PLATE .....	2	

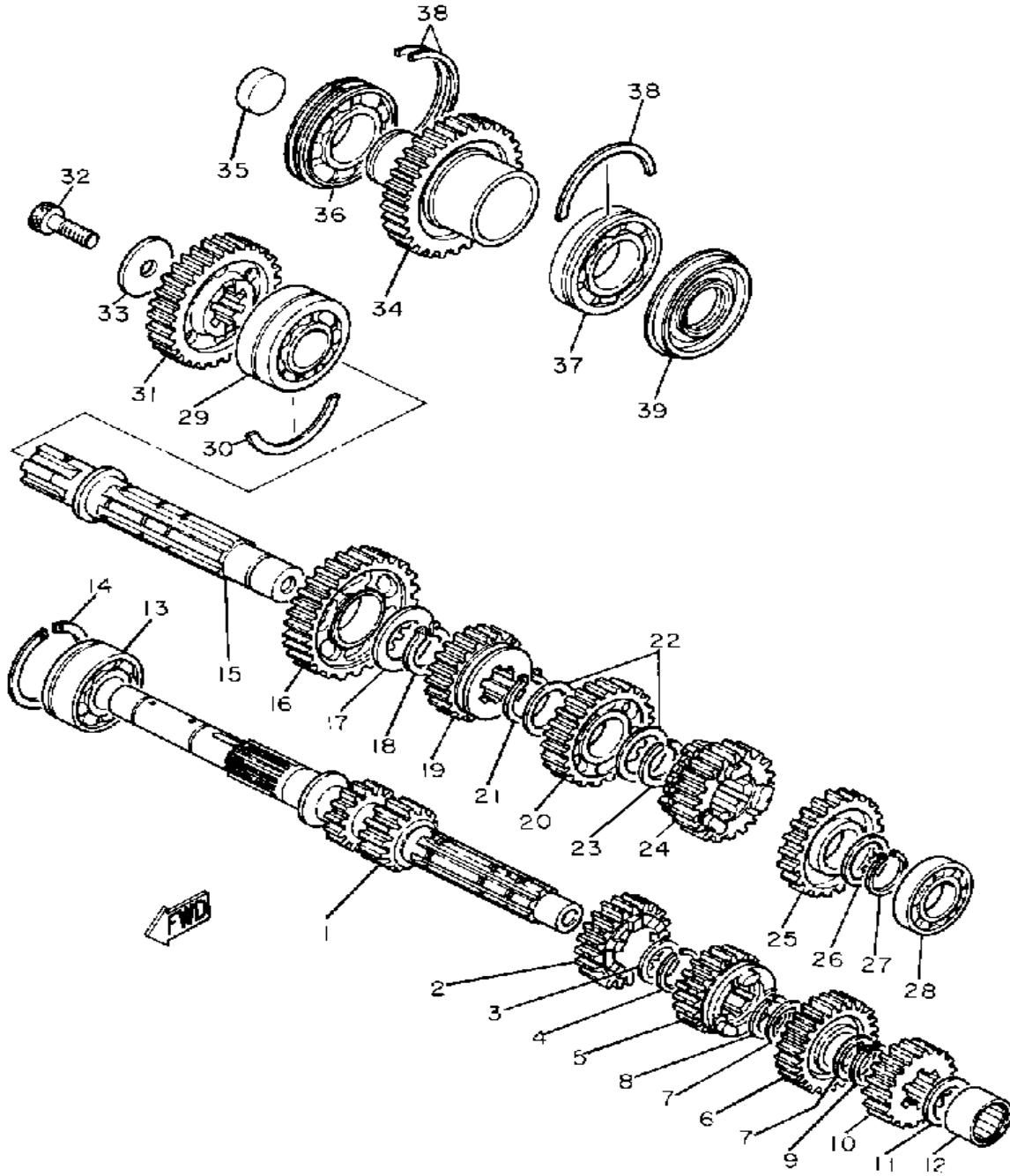
CONTINUED ON NEXT FRAME ►

# CLUTCH



Ref. No.	Part Number	Description	Qty	Remarks
28	2F3-16391-00-00	SHIM	1	U.N.
29	93440-31068-00	CIRCLIP, OUTER	1	
30	(90201-99692-00)	WASHER, PLATE	1	U.R.
	90201-99693-00	WASHER, PLATE	1	U.R.
31	(3J2-16151-00-00)	GEAR, PRI DRIVEN	1	
32	3J2-16139-00-00	CHAIN, PRIMARY	1	
33	90113-08021-00	BOLT, SET	1	
34	90179-08179-00	NUT	1	
35	214-16389-00-00	JOINT	1	
36	90240-06005-00	PIN, CLEVIS	1	
37	91401-10015-00	PIN, COTTER	1	
38	1J7-16340-01-00	PUSH LEVER ASSEMBLY	1	
39	214-16347-01-00	. SEAL, DUST	1	
40	1J7-16304-00-00	BALL SCRW HSNG ASSEMBLY (256-16343-01)	1	
41	98580-05012-00	SCREW, PAN HEAD	2	
42	90508-18313-00	SPRING, TORSION	1	
43	132-16346-00-00	HOOK, SPRING	1	
44	1J7-16357-01-00	ROD, PUSH 2	1	
45	93505-16006-00	BALL	1	
46	1J7-16356-01-00	ROD, PUSH 1	1	
47	90201-22625-00	WASHER, PLATE	1	
48	93102-08205-00	OIL SEAL, SD-TYPE	1	

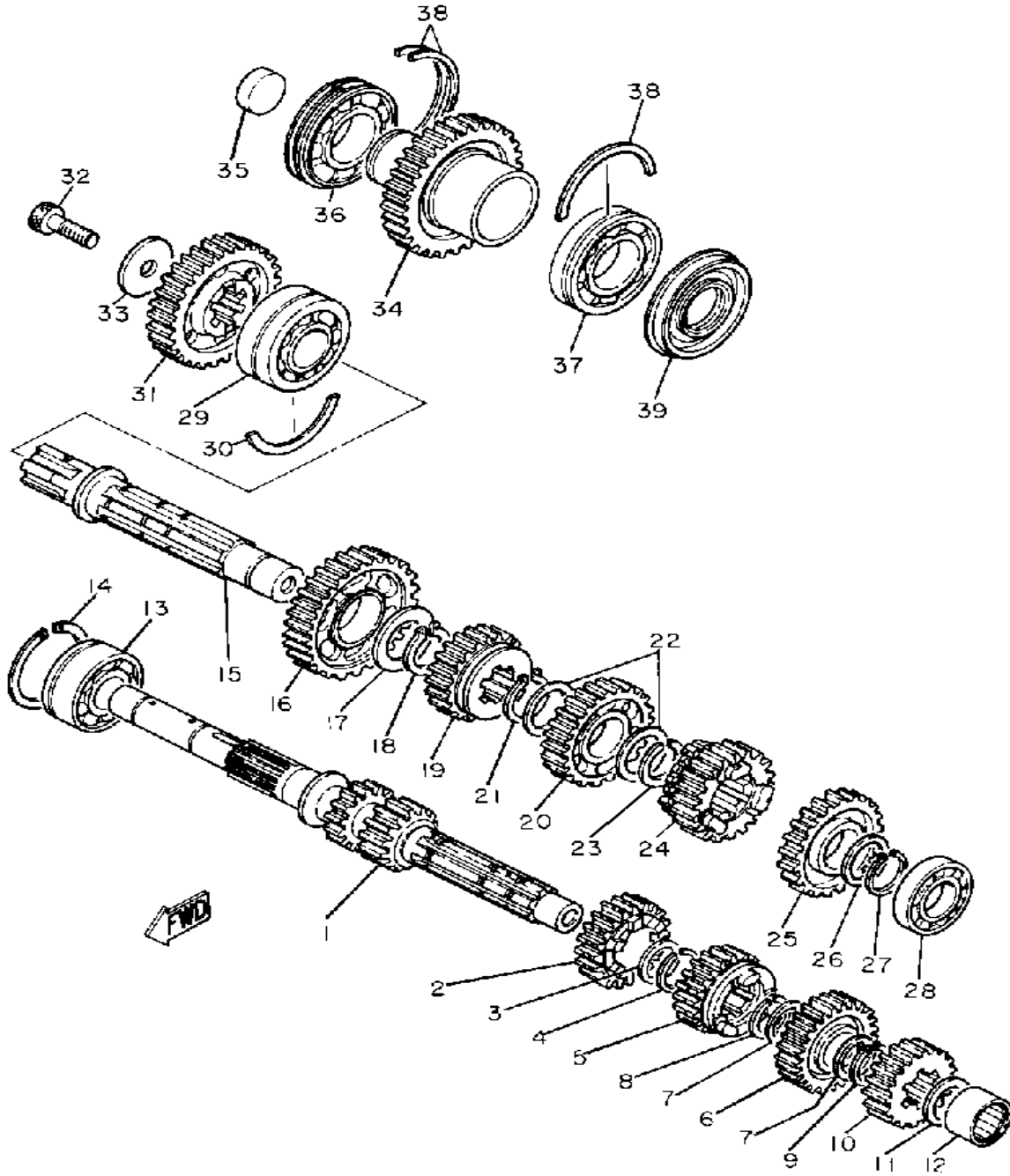
# TRANSMISSION



Ref. No.	Part Number	Description	Qty	Remarks
1	(3J2-17411-01-00)	AXLE, MAIN	1	
2	(3J2-17141-00-00)	GEAR, 4TH PINION	1	
3	90201-253K0-00	WASHER, PLATE (T=1.0)	1	
4	93440-25020-00	CIRCLIP	1	
5	3J2-17131-00-00	GEAR, 3RD PINION	1	
6	1J7-17151-04-00	GEAR, 5TH PINION	1	
7	90209-22191-00	WASHER	2	
8	93440-25020-00	CIRCLIP	1	
9	93410-25017-00	CIRCLIP	1	
10	256-17121-01-00	GEAR, 2ND PINION	1	
11	(137-17427-00-09)	SHIM 1	1	
12	93311-32024-00	BEARING, CYLINDER.# 1	1	
13	93305-20504-00	BEARING	1	
14	93440-52014-00	CIRCLIP	1	
15	(3J2-17421-00-00)	AXLE, DRIVE	1	
16	3J2-17211-01-00	GEAR, 1ST WHEEL (32T)	1	
17	90201-30398-00	WASHER, PLATE	1	
18	99009-30400-00	CIRCLIP	1	
19	1J7-17241-03-00	GEAR, 4TH WHEEL	1	
20	1J7-17231-03-00	GEAR, 3RD WHEEL	1	
21	99009-30400-00	CIRCLIP	1	
22	90209-27192-00	WASHER	2	
23	93440-30077-00	CIRCLIP	1	
24	1J7-17251-03-00	GEAR, 5TH WHEEL	1	
25	3J2-17221-00-00	GEAR, 2ND WHEEL (27T)	1	
26	90201-253K0-00	WASHER, PLATE (T=1.0)	1	
27	93410-25010-00	CIRCLIP, S-TYPE	1	
28	93306-20538-00	BEARING (B6205Z)	1	
29	93305-20603-00	BEARING	1	

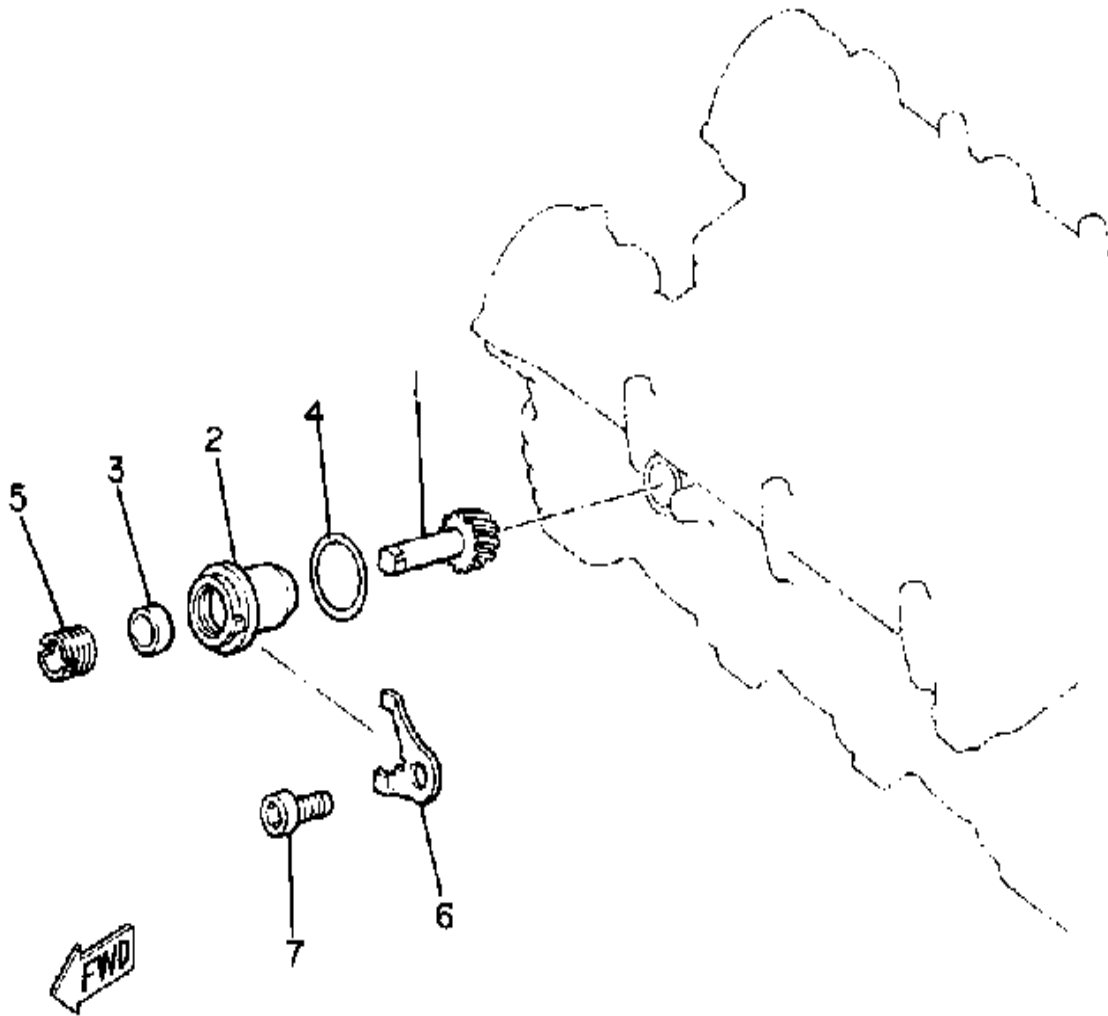
CONTINUED ON NEXT FRAME ➤

# TRANSMISSION



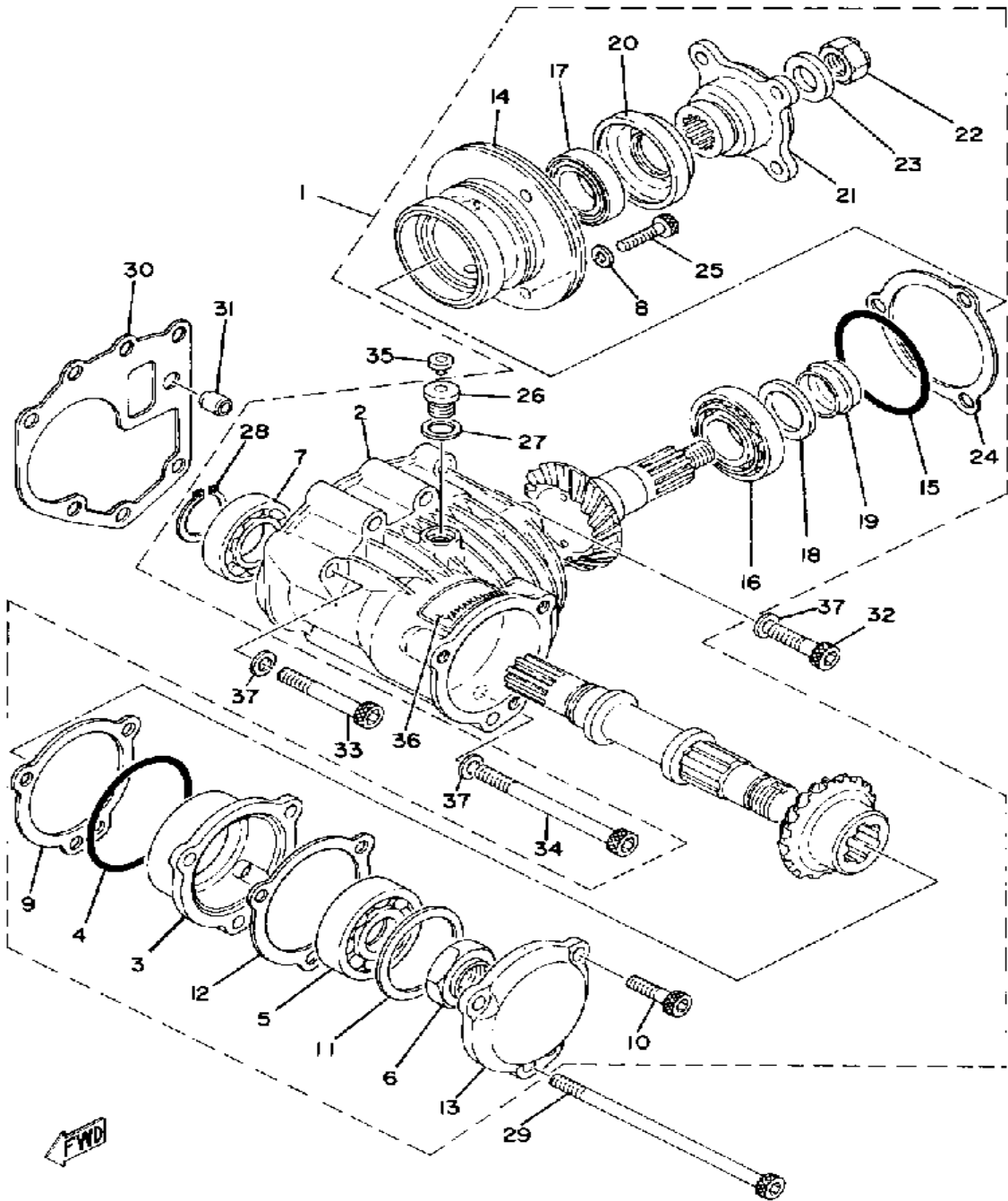
Ref. No.	Part Number	Description	Qty	Remarks
30	(93440-62046-00)	CIRCLIP, OUTER	1	
31	(3J3-17582-00-00)	GEAR, MIDDLE DRIVE	1	
32	90105-10108-00	BOLT, WASHER BASED	1	
33	90201-10595-00	WASHER, PLATE	1	
34	(3J2-17583-00-00)	GEAR, MIDDLE DRIVEN	1	
35	90331-27013-00	PLUG, TIGHT	1	
36	93306-20705-00	BEARING (B6207N)	1	
37	93306-20705-00	BEARING (B6207N)	1	
38	93440-72049-00	CIRCLIP	5	
39	93103-35105-00	OIL SEAL, SW-TYPE	1	

# TACHOMETER GEAR



Ref. No.	Part Number	Description	Qty	Remarks
1	1J7-17841-00-00	GEAR, DRIVEN .....	1	
2	2F3-17811-00-00	HOUSING, TACH GEAR .....	1	
3	93104-07036-00	OIL SEAL, SO-TYPE .....	1	
4	93210-15171-00	O-RING .....	1	
5	256-17848-00-00	ADAPTER .....	1	
6	1J7-17812-00-00	STOPPER .....	1	
7	90110-06145-00	BOLT, HEX.SOCKET .....	1	

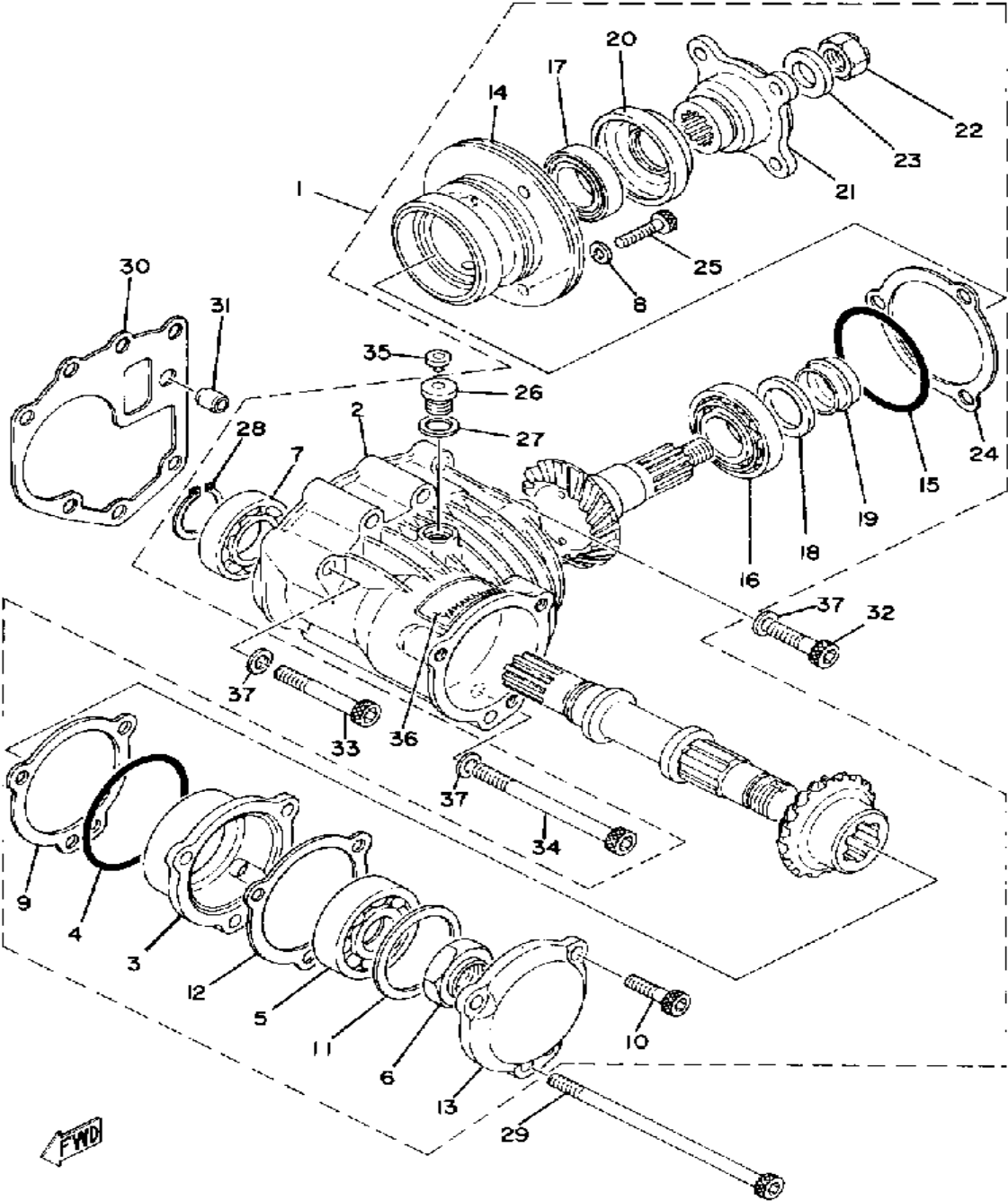
# MIDDLE DRIVE GEAR



Ref. No.	Part Number	Description	Qty	Remarks
1	(3J2-17501-H0-00)	MIDDLE GR CASE ASSEMBLY	1	
2	(2H7-17511-00-00)	HOUSING, MIDDLE GR	1	
3	2H7-17521-00-00	. HOUSING, BEARING	1	
4	93210-68347-00	. O-RING	1	
5	93306-30533-00	. BEARING (B6305RB1 SPECIAL)	1	
6	90179-24230-00	. NUT, SPEC'L SHAPE	1	
7	93306-00612-00	. BEARING	1	
8	90201-08675-00	. WASHER, PLATE	3	
9	1J7-17531-Y0-15	. SHIM, PINION	1	U.R.
10	91311-08030-00	. BOLT	3	
11	1J7-17537-Y0-30	. SHIM, THRUST (0.30T)	1	U.R.
	1J7-17537-Y0-40	. SHIM, THRUST (0.40T)	1	U.R.
	1J7-17537-Y0-50	. SHIM, THRUST (0.50T)	1	U.R.
12	1J7-17519-Y0-00	. GASKET, HOUSING CAP	1	
13	(2H7-17538-00-00)	CAP, HOUSING	1	
14	(2H7-17551-00-00)	HOUSING, BEARING	1	
15	93210-71360-00	. O-RING	1	
16	93332-00028-00	. BEARING	1	
17	93332-00024-00	. BEARING	1	
18	90201-25634-00	. WASHER, PLATE	1	
19	2H7-17571-01-00	. SPACER, EXPANSION	1	
20	93101-35085-00	. OIL SEAL	1	
21	1J7-17555-Y0-00	. FLANGE, MIDDLE GEAR	1	
22	90185-14070-00	. NUT, SELF-LOCKING	1	
23	90201-14633-00	. WASHER, PLATE	1	
24	2H7-17531-00-15	. SHIM, PINION	1	U.R.
25	91311-08030-00	. BOLT	3	
26	90340-14046-00	. PLUG, STRAIGHT SCREW	1	

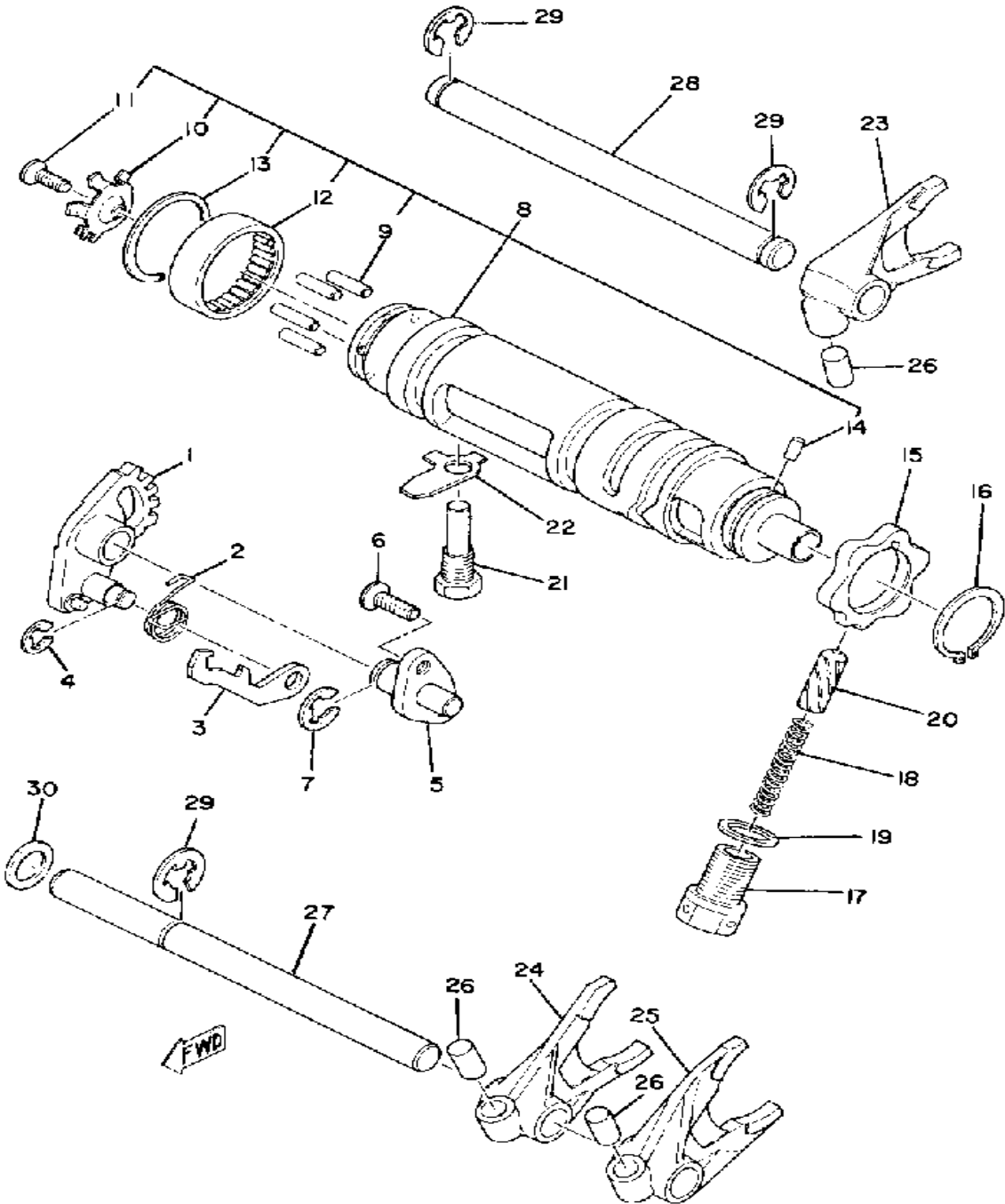
CONTINUED ON NEXT FRAME ►

# MIDDLE DRIVE GEAR



Ref. No.	Part Number	Description	Qty	Remarks
27	214-11198-01-00	. GASKET .....	1	
28	99009-30400-00	. CIRCLIP .....	1	
29	91316-08160-00	BOLT, SOCKET HEAD .....	1	
30	1J7-17518-00-00	GASKET, MDL GR CASE .....	1	
31	99530-10014-00	PIN, DOWEL .....	1	
32	91311-08035-00	BOLT .....	1	
33	91311-08060-00	BOLT .....	3	
34	91311-08100-00	BOLT .....	2	
35	341-23469-00-00	CAP, BOLT .....	1	
36	1J7-46181-11-00	LABEL, OIL CAUTION .....	1	
37	90201-08675-00	WASHER, PLATE .....	6	

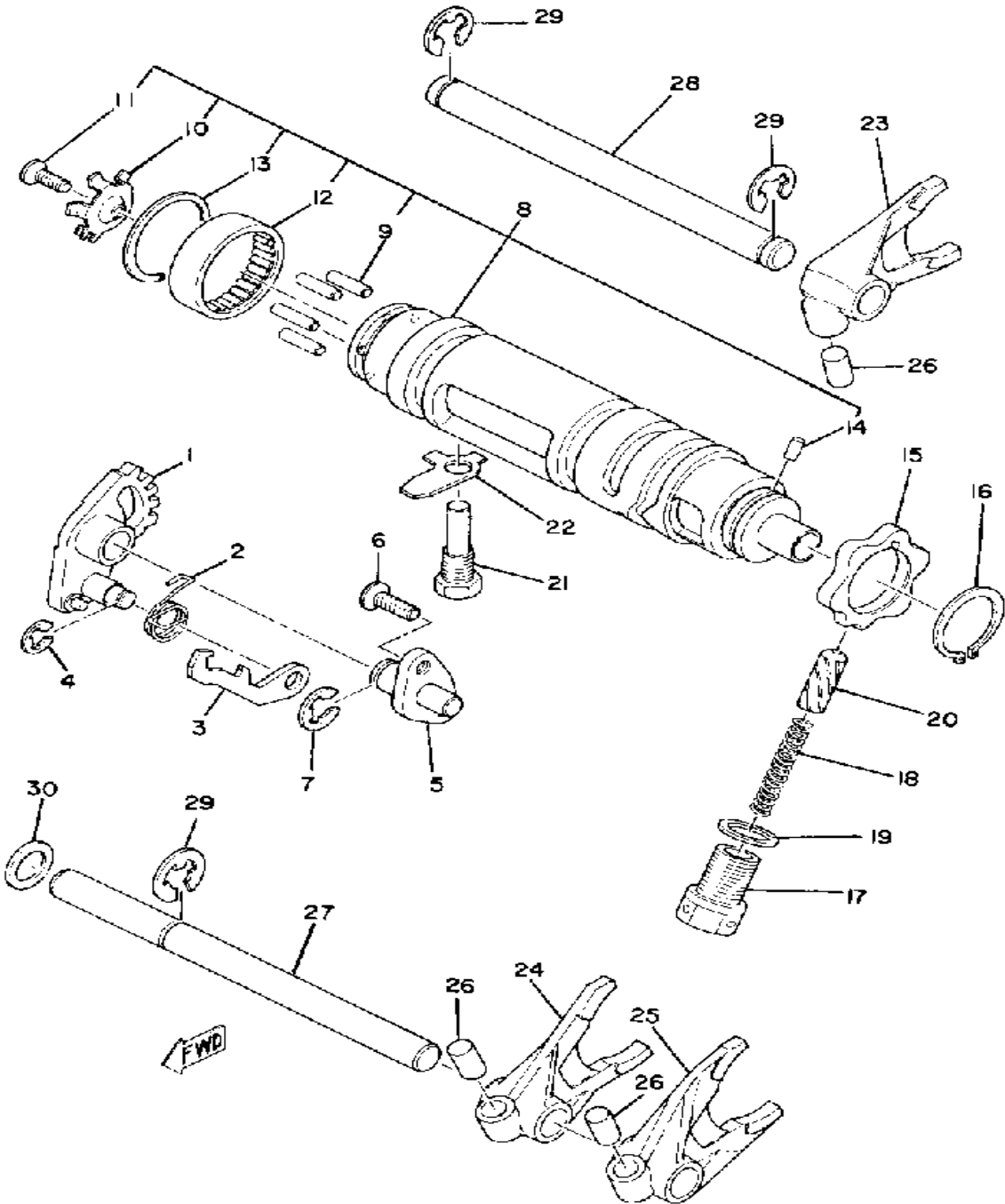
# SHIFT CAM - FORK



Ref. No.	Part Number	Description	Qty	Remarks
1	1J7-18122-03-00	LEVER, SHIFT 2	1	
2	90508-10362-00	SPRING, TORSION	1	
3	1J7-18151-00-00	LEVER, SHIFT 3	1	
4	93440-08001-00	CIRCLIP, OUTER	1	
5	(1J7-18197-00-00)	SHAFT	1	
6	98603-06018-00	SCREW, OVAL HEAD	2	
7	99001-09600-00	CIRCLIP	1	
8	1J7-18540-01-00	SHIFT CAM ASSEMBLY	1	
9	93604-18058-00	. PIN, DOWEL	4	
10	1J7-18561-00-00	. PLATE, SIDE 1	1	
11	98701-05012-00	. SCREW, FLAT HEAD	1	
12	93315-23612-00	. BEARING	1	
13	93440-34025-00	. CIRCLIP	1	
14	93604-08071-00	. PIN, DOWEL	1	
15	2J2-W1814-00-00	PLATE, STOPPER	1	
16	99009-30400-00	CIRCLIP	1	
17	90149-14112-00	SCREW, SPEC'L SHAPE	1	
18	90501-10196-00	SPRING, COMPRESSION	1	
19	90430-14043-00	GASKET	1	
20	1J7-18547-00-00	STOPPER, CAM	1	
21	90109-10527-00	BOLT	1	
22	90215-10145-00	WASHER, LOCK	1	
23	1J7-18511-00-00	FORK, SHIFT 1	1	
24	1J7-18512-00-00	FORK, SHIFT 2	1	
25	1J7-18513-00-00	FORK, SHIFT 3	1	
26	90250-08017-00	PIN, STRAIGHT	3	
27	1J7-18531-00-00	BAR, SHIF FRK GDE 1	1	
28	1J7-18535-00-00	BAR, SHIF FRK GDE 2	1	
29	99006-10600-00	CIRCLIP	3	

CONTINUED ON NEXT FRAME ➤

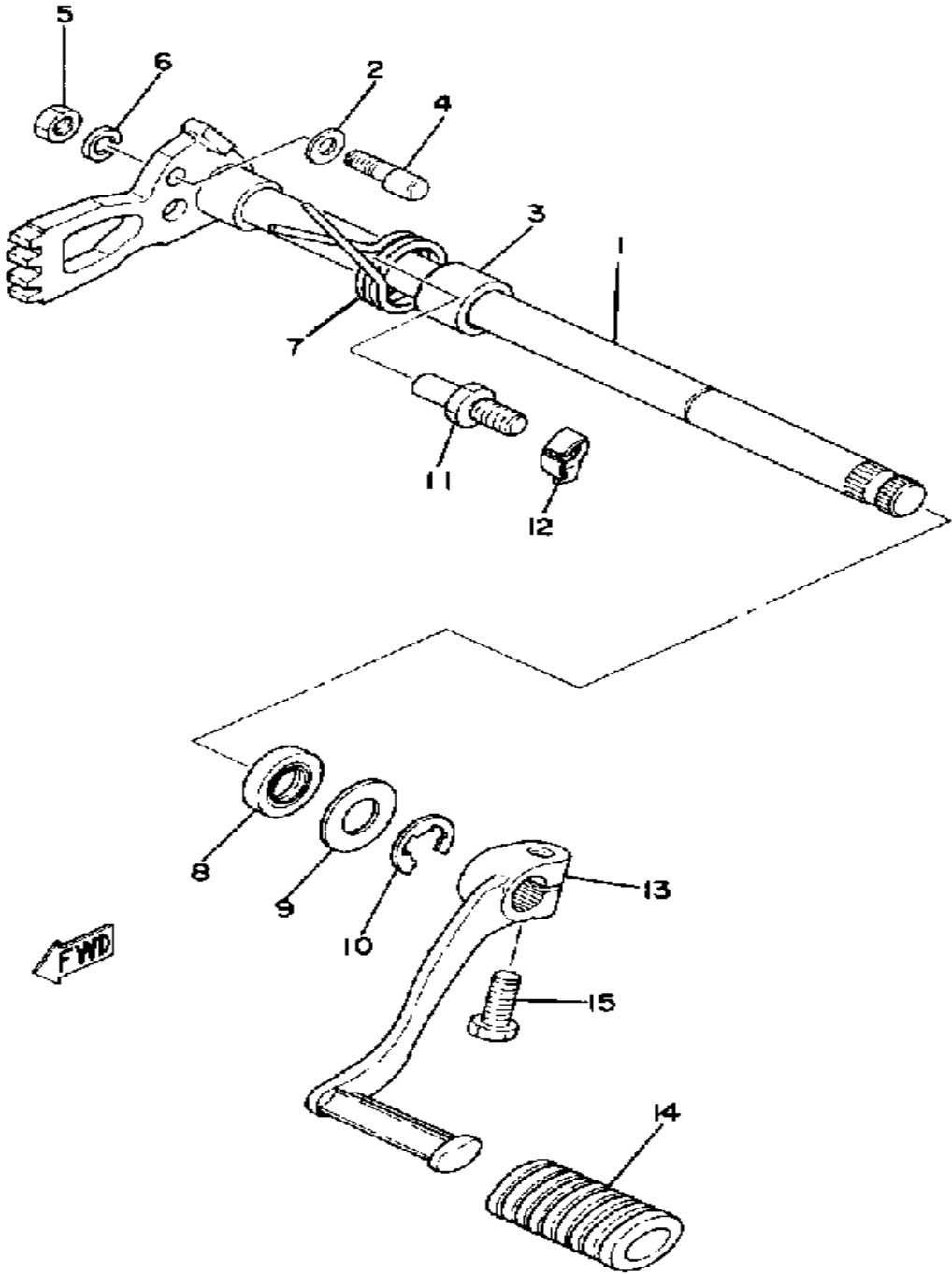
# SHIFT CAM - FORK



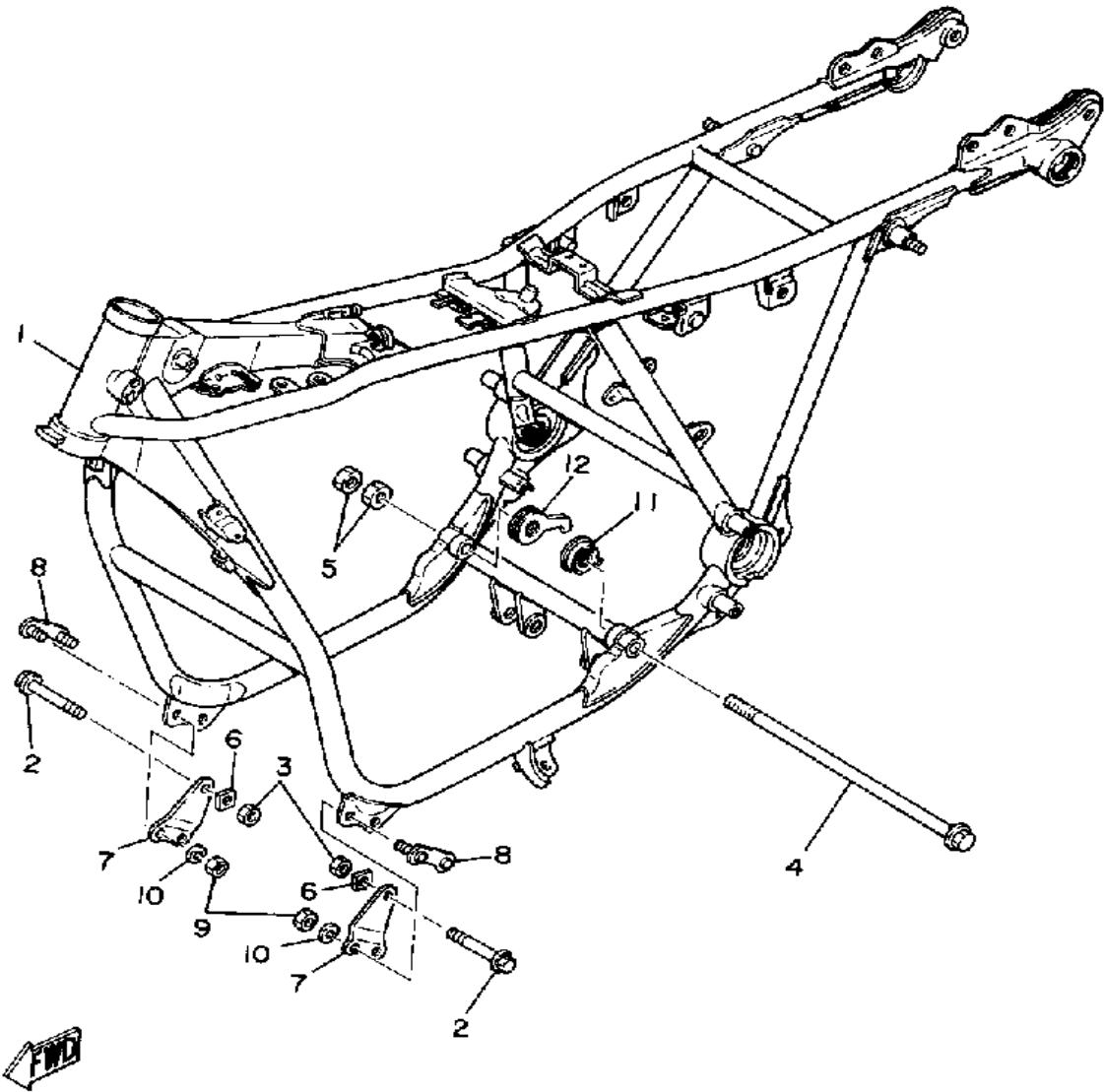
Ref. No.	Part Number	Description	Qty	Remarks
30	90201-12176-00	WASHER, PLATE .....	1	

# SHIFT SHAFT - PEDAL

Ref. No.	Part Number	Description	Qty	Remarks
1	1J7-18101-02-00	SHIFT SHAFT ASSEMBLY 1 ..	1	
2	90201-06636-00	WASHER, PLATE .....	1	
3	(90560-11026-00)	SPACER .....	1	
4	90149-06142-00	SCREW, SPEC'L SHAPE ....	1	
5	95380-06600-00	NUT .....	1	
6	92995-06100-00	WASHER, SPRING .....	1	
7	90508-32052-00	SPRING, TORSION (214-18124-00) .....	1	
8	93102-12321-00	OIL SEAL, SD-TYPE .....	1	
9	90201-12575-00	WASHER, PLATE .....	1	
10	99006-10600-00	CIRCLIP .....	1	
11	90109-08441-00	BOLT .....	1	
12	248-18139-09-00	WASHER, LOCK .....	1	
13	2J2-18111-01-00	PEDAL, SHIFT .....	1	CHROME PLATED
14	132-18113-01-00	COVER, SHIFT PEDAL .....	1	
15	97011-06020-00	BOLT .....	1	



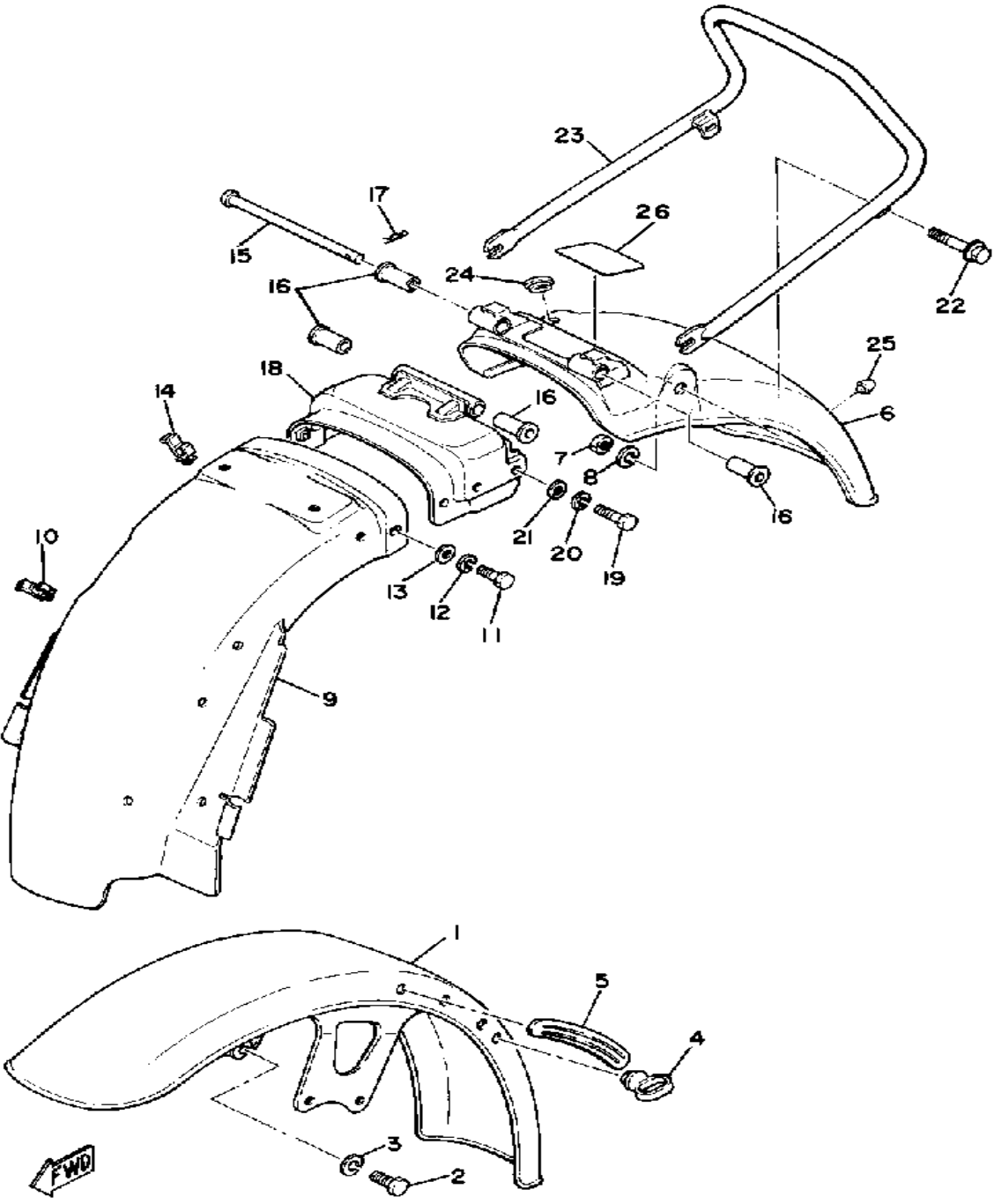
# FRAME



Ref. No.	Part Number	Description	Qty	Remarks
1	(4R3-21110-00-98)	FRAME .....	1	
2	95811-10040-00	BOLT, FLANGE (95801-10040) .	2	
3	95601-10100-00	NUT, U (95602-10100-00) .....	2	
4	90109-12501-00	BOLT .....	1	
5	95311-12700-00	NUT .....	2	
6	(90209-10147-00)	WASHER, SPEC'L SHAP .....	2	
7	2G2-21316-00-00	STAY, ENGINE 3 .....	2	
8	2G2-21418-00-00	BRACKET, FRT LWR 2 .....	2	
9	95333-08600-00	NUT .....	4	
10	92990-08100-00	WASHER .....	4	
11	2G2-21485-00-00	DAMPER, RUBBER 1 .....	1	
12	2G2-14860-00-0	UNAVAILABLE IN PRICE BOOK	1	

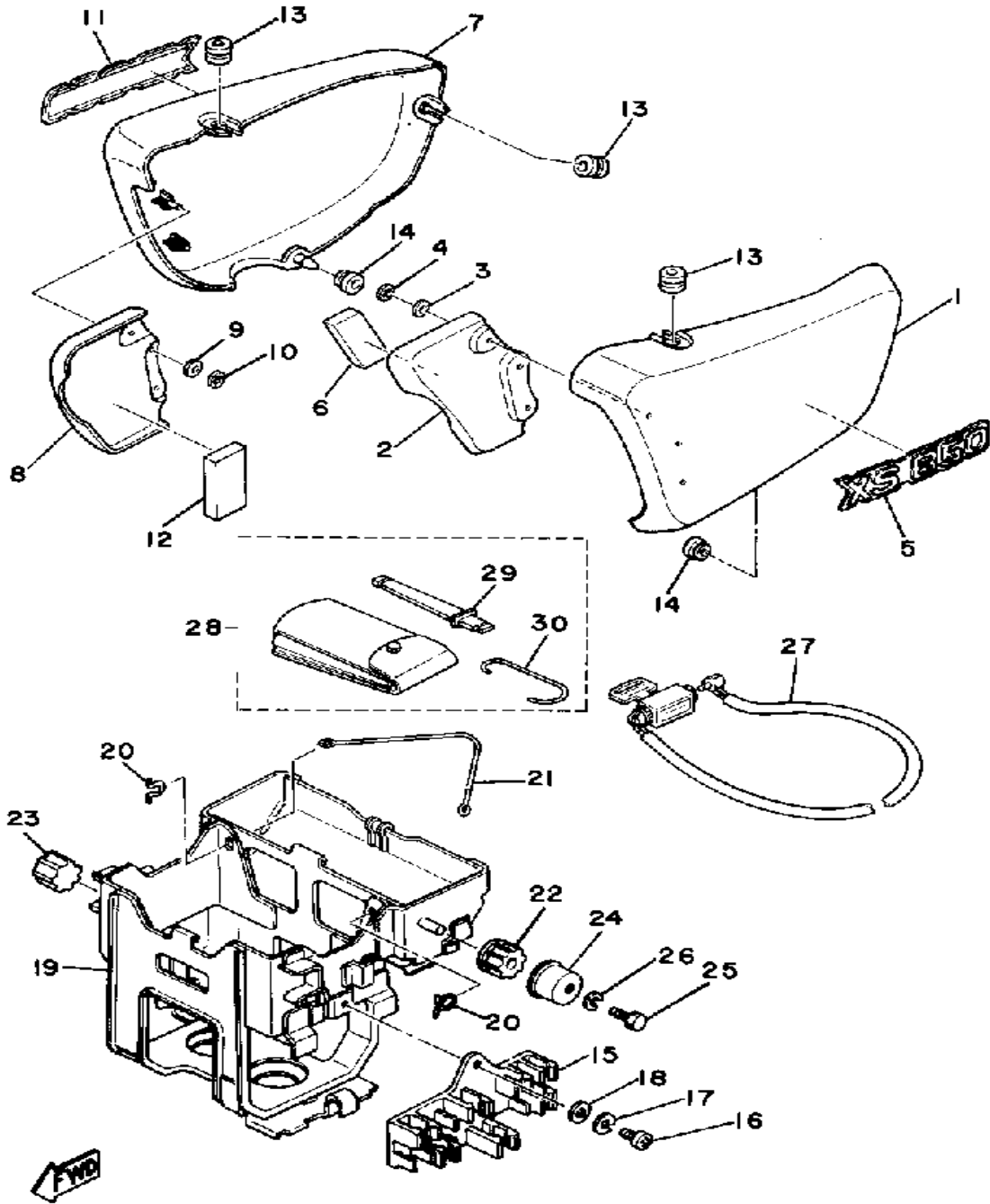
Initial Engine Number / Frame Number	4R3-000101 / 4R3-000101
Engine Mounting Bolts: Front	10 x 1.25: 5.5 m-kp
Rear	12 x 1.25: 2.6 m-kp

# FRONT FENDER - REAR FENDER



Ref. No.	Part Number	Description	Qty	Remarks
1	1J7-21510-00-93	FENDER, FRONT	1	CHROME PLATED
2	97313-08020-00	BOLT, HEXAGON	4	
3	92990-08100-00	WASHER	4	
4	1A0-21518-00-00	HOLDER, CABLE	1	
5	1J7-21517-00-00	PAD, CABLE	2	
6	(3J3-21610-01-93)	FENDER, REAR	1	CHROME PLATED
7	95333-08600-00	NUT	2	
8	92990-08100-00	WASHER	2	
9	(3J2-21629-01-00)	GUARD, MUD	1	
10	90464-16021-00	CLAMP	5	
11	97026-06012-00	BOLT	2	
12	92906-06100-00	WASHER, SPRING	2	
13	90201-06M08-00	WASHER, PLATE	2	
14	90464-16025-00	CLAMP	4	
15	(91701-06152-00)	PIN, CLEVIS	1	
16	90387-065J6-00	COLLAR	4	
17	90468-10050-00	CLIP	1	
18	(3J3-21613-01-00)	STAY, FENDER 1	1	
19	97016-06020-00	BOLT	4	
20	92906-06100-00	WASHER, SPRING	4	
21	92906-06600-00	WASHER	4	
22	95811-08045-00	BOLT, FLANGE (JN5)	2	
23	(4R3-21645-00-00)	STAY, REAR	1	
24	90480-16112-00	GROMMET	1	
25	2MG-21639-00-00	DAMPER 2	1	
26	(4R2-21683-00-00)	PLATE, SPEC	1	

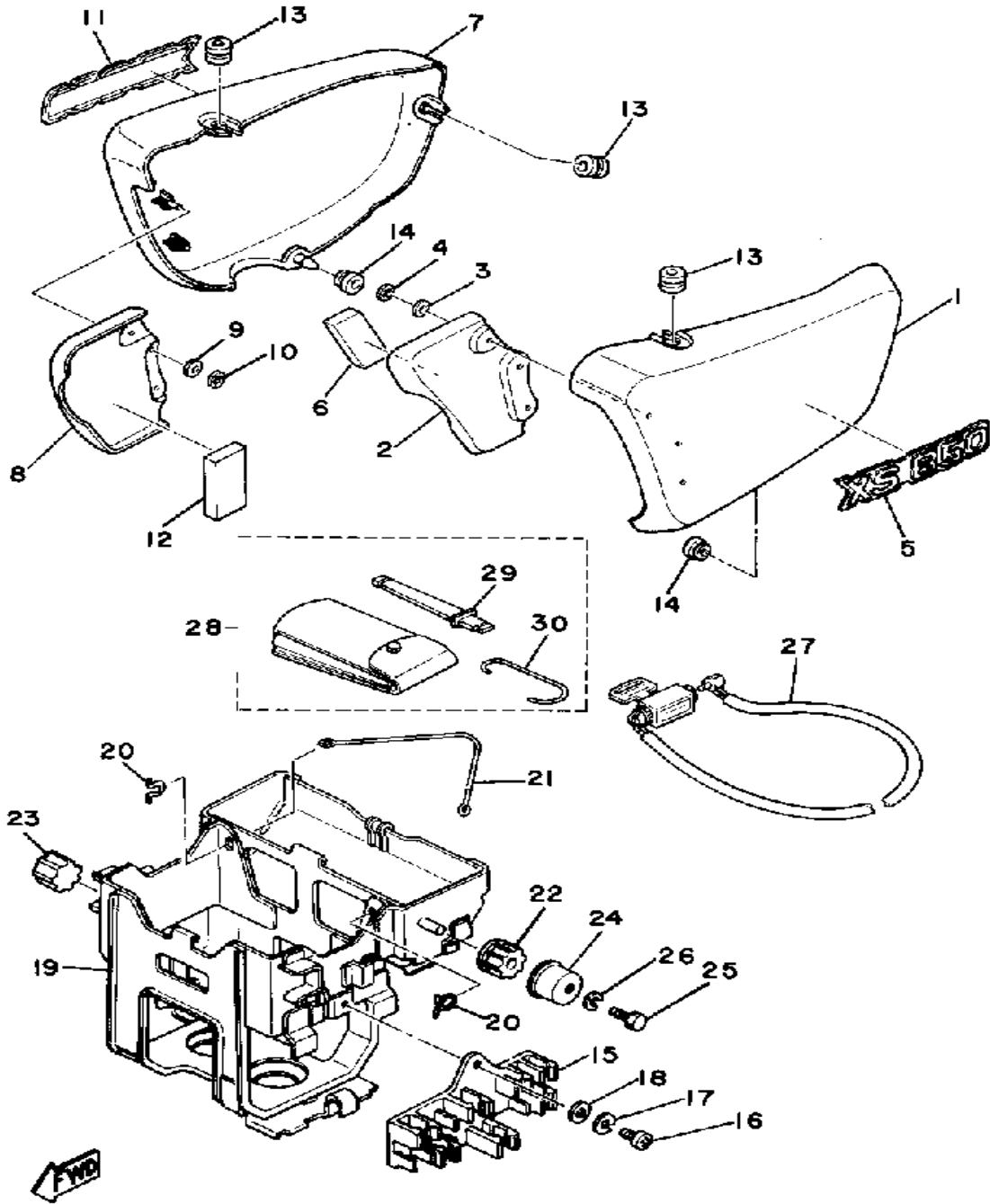
# SIDE COVER - TOOL



Ref. No.	Part Number	Description	Qty	Remarks
1	(3J3-21711-00-6M)	COVER, SIDE 1	1	
2	(3J3-21731-00-00)	COVER, SIDE 3	1	
3	90202-04003-00	WASHER, PLATE	3	
4	90183-04005-00	NUT, SPRING	3	
5	4E2-21781-00-00	EMBLEM 1	1	
6	3J3-21746-00-00	DAMPER	1	
7	(3J3-21721-00-6M)	COVER, SIDE 2	1	
8	(3J3-21741-00-00)	COVER, SIDE 4	1	
9	90202-04003-00	WASHER, PLATE	3	
10	90183-04005-00	NUT, SPRING	3	
11	4E2-21781-00-00	EMBLEM 1	1	
12	3J3-21746-00-00	DAMPER	1	
13	90480-12053-00	GROMMET	4	
14	90480-01401-00	GROMMET	2	
15	(1J7-21794-00-00)	HOLDER, KNOB	1	
16	98580-06012-00	SCREW, PAN HEAD	1	
17	92995-06100-00	WASHER, SPRING	1	
18	92901-06600-00	WASHER	1	
19	(3J3-21170-01-00)	BOX	1	
20	256-21366-00-00	HOOK, TOOL BAND	2	
21	256-21376-00-00	BAND, TOOL	1	
22	1J7-21746-00-00	DAMPER	2	
23	2J2-21729-00-00	CLAMP, DAMPER	2	
24	(1J7-21798-00-00)	BRACKET, DAMPER	2	
25	97011-06010-00	BOLT	2	
26	92995-06100-00	WASHER, SPRING	2	
27	4R0-W2171-00-00	WHEEL LOCK ASSEMBLY	1	
28	3J3-W2810-00-00	TOOL KIT	1	
29	1J7-2815A-00-00	. GAUGE, OIL LEVEL	1	

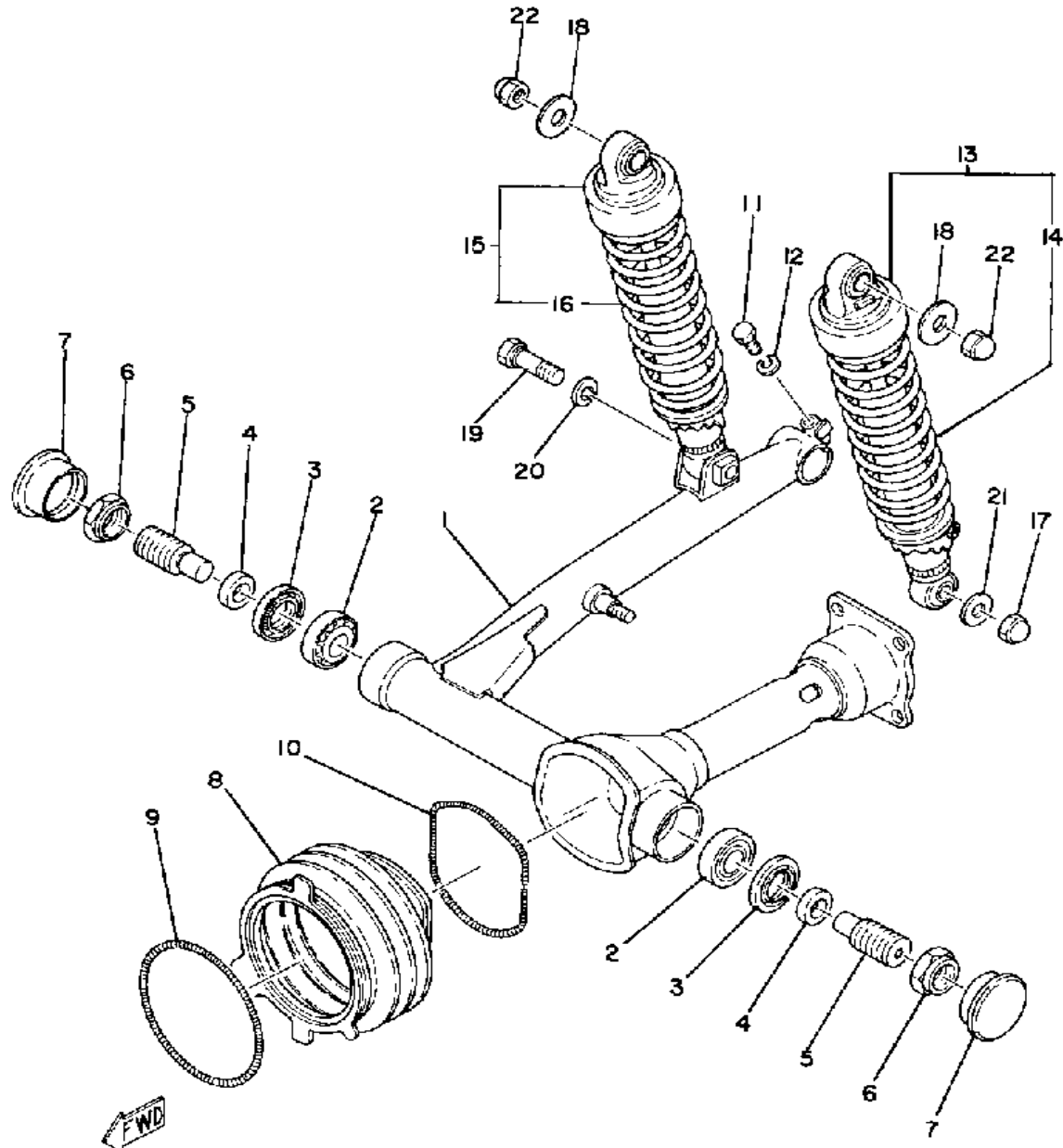
CONTINUED ON NEXT FRAME ➤

# SIDE COVER - TOOL



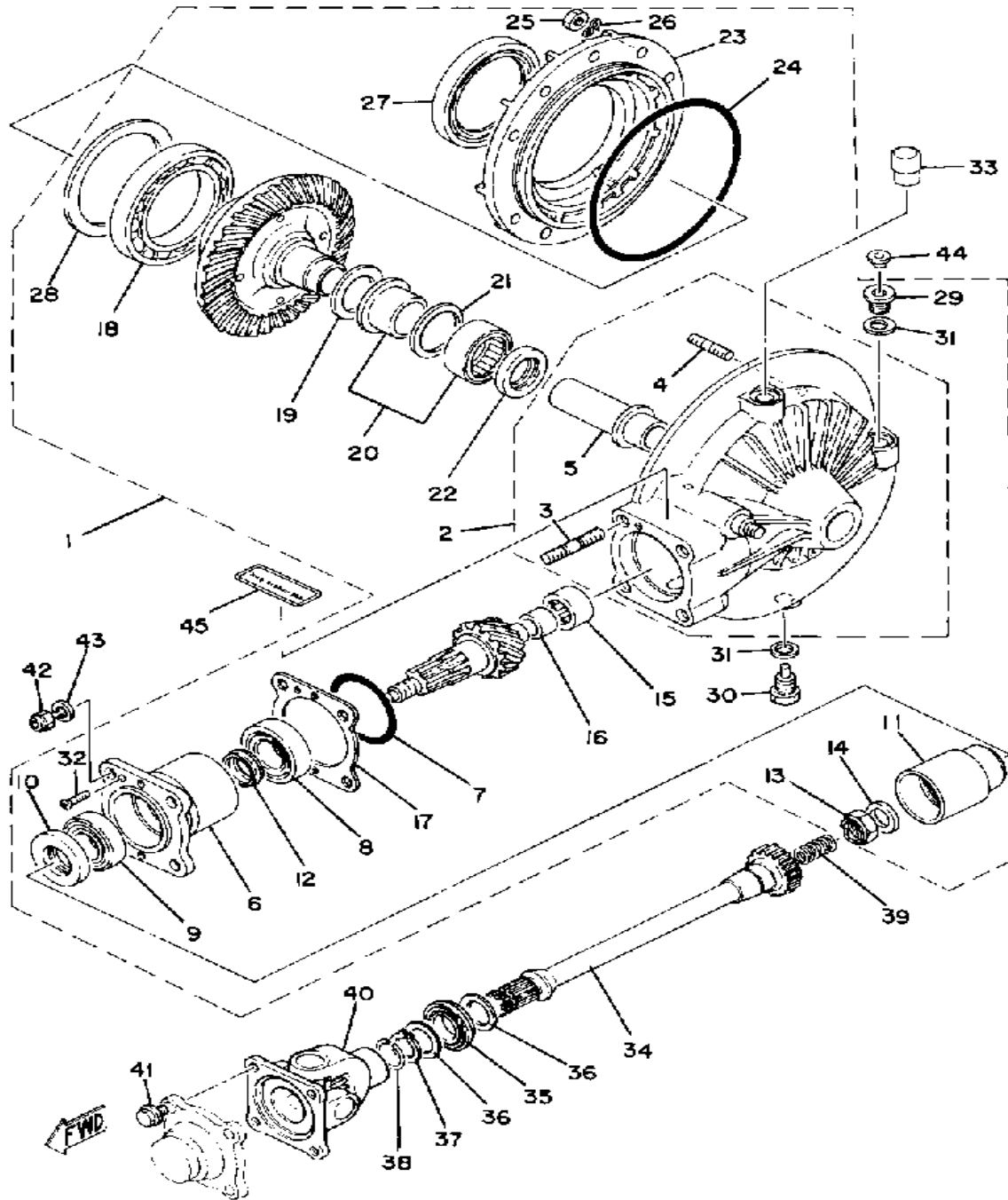
Ref. No.	Part Number	Description	Qty	Remarks
30	3H3-2814A-00-00	. WIRE, HOOK .....	1	

# REAR ARM - SUSPENSION



Ref. No.	Part Number	Description	Qty	Remarks
1	(3J3-22110-01-33)	REAR ARM	1	
2	93332-00010-00	BEARING	2	
3	93102-25017-00	OIL SEAL	2	
4	90387-17543-00	COLLAR	2	
5	1J7-22141-00-00	SHAFT, PIVOT	2	
6	1J7-22143-00-00	NUT	2	
7	2H7-2219X-00-00	COVER	2	
8	2H7-22189-00-00	BOOT, RUBBER	1	
9	90506-07136-00	SPRING, TENSION	1	
10	90506-07135-00	SPRING, TENSION	1	
11	97026-08035-00	BOLT (TJ)	1	
12	92906-08100-00	WASHER, SPRING	1	
13	(4R3-22210-00-00)	SHK/ABS ASSEMBLY, REAR	1	
14	(3J2-22212-00-00)	SPRING	1	
	(3J2-22212-A0-00)	SPRING	1	HEAVY DUTY
15	(4R3-22210-10-00)	SHK/ABS ASSEMBLY, REAR	1	
16	(3J2-22212-00-00)	SPRING	1	
	(3J2-22212-A0-00)	SPRING	1	HEAVY DUTY
17	90176-10013-00	NUT, CROWN	1	
18	90201-10142-00	WASHER, PLATE (341-22243-00)	2	
19	90106-10030-00	BOLT, DOME HEAD	1	
20	92990-10100-00	WASHER, SPRING	1	
21	90201-10437-00	WASHER, PLATE	1	
22	90176-10009-00	NUT, CROWN	2	

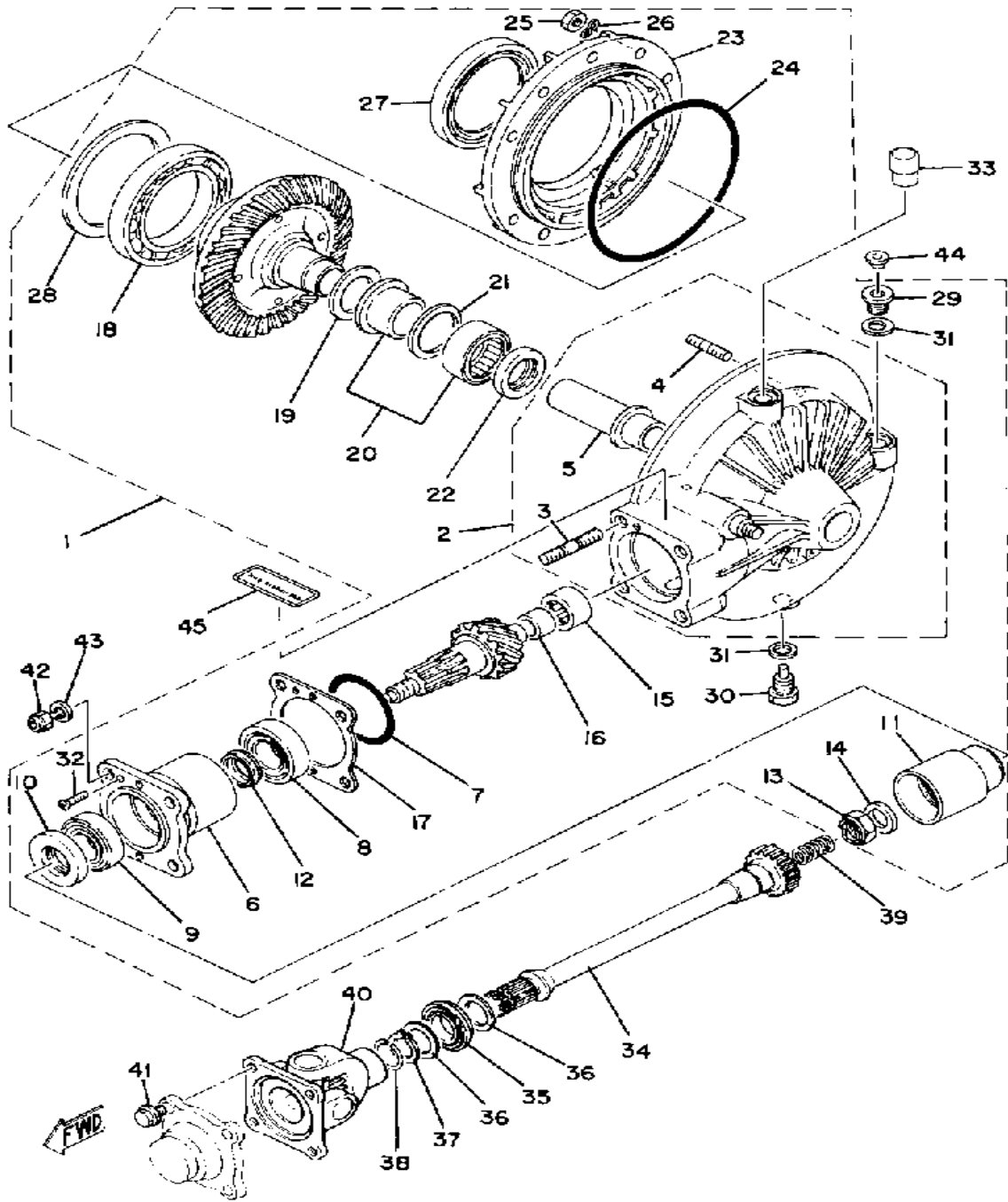
# DRIVE SHAFT



Ref. No.	Part Number	Description	Qty	Remarks
1	(4R2-46101-N0-00)	RR AXL GR CASE ASSEMBLY	1	
2	(4R2-46150-Y0-00)	HOUSING, DR SHAFT	1	
3	(90116-10248-00)	BOLT, STUD	4	
5	1J7-46153-Y0-00	.. COLLAR, GUIDE	1	
	90116-08247-00	.. BOLT, STUD	10	
6	(1J7-46124-Y0-00)	HOUSING, BEARING	1	
7	93210-58346-00	. O-RING	1	
8	93332-00024-00	. BEARING	1	
9	93332-00001-00	. BEARING	1	
10	93101-38086-00	. OIL SEAL	1	
11	(3J2-46123-00-00)	COUPLING, GEAR	1	
12	1J7-46129-Y1-00	. SPACER, EXPANSION	1	
13	90185-14070-00	. NUT, SELF-LOCKING	1	
14	90201-14632-00	. WASHER, PLATE	1	
15	93317-41510-00	. BEARING	1	
16	(1J7-46122-Y0-00)	RACE, INNER	1	
17	1J7-46127-Y0-30	. SHIM (0.35T)	1	U.R.
	1J7-46127-Y0-40	. SHIM (0.40T)	1	U.R.
	1J7-46127-Y0-45	. SHIM (0.45T)	1	U.R.
	1J7-46127-Y0-50	. SHIM (0.50T)	1	U.R.
18	(93316-01402-00)	BEARING, CYLINDER.# 6	1	
19	(1J7-46119-Y0-10)	SHIM, THRUST	1	U.R.
	(1J7-46119-Y0-20)	SHIM, THRUST	1	U.R.
20	1J7-46106-N0-00	. BEARING ASSEMBLY	1	
21	1J7-46118-Y0-18	. WASHER, THRUST	1	U.R.
	1J7-46118-Y0-19	. WASHER, THRUST	1	U.R.
	1J7-46118-Y0-20	. WASHER, THRUST	1	U.R.
	1J7-46118-Y0-21	. WASHER, THRUST	1	U.R.
22	93101-30084-00	. OIL SEAL	1	

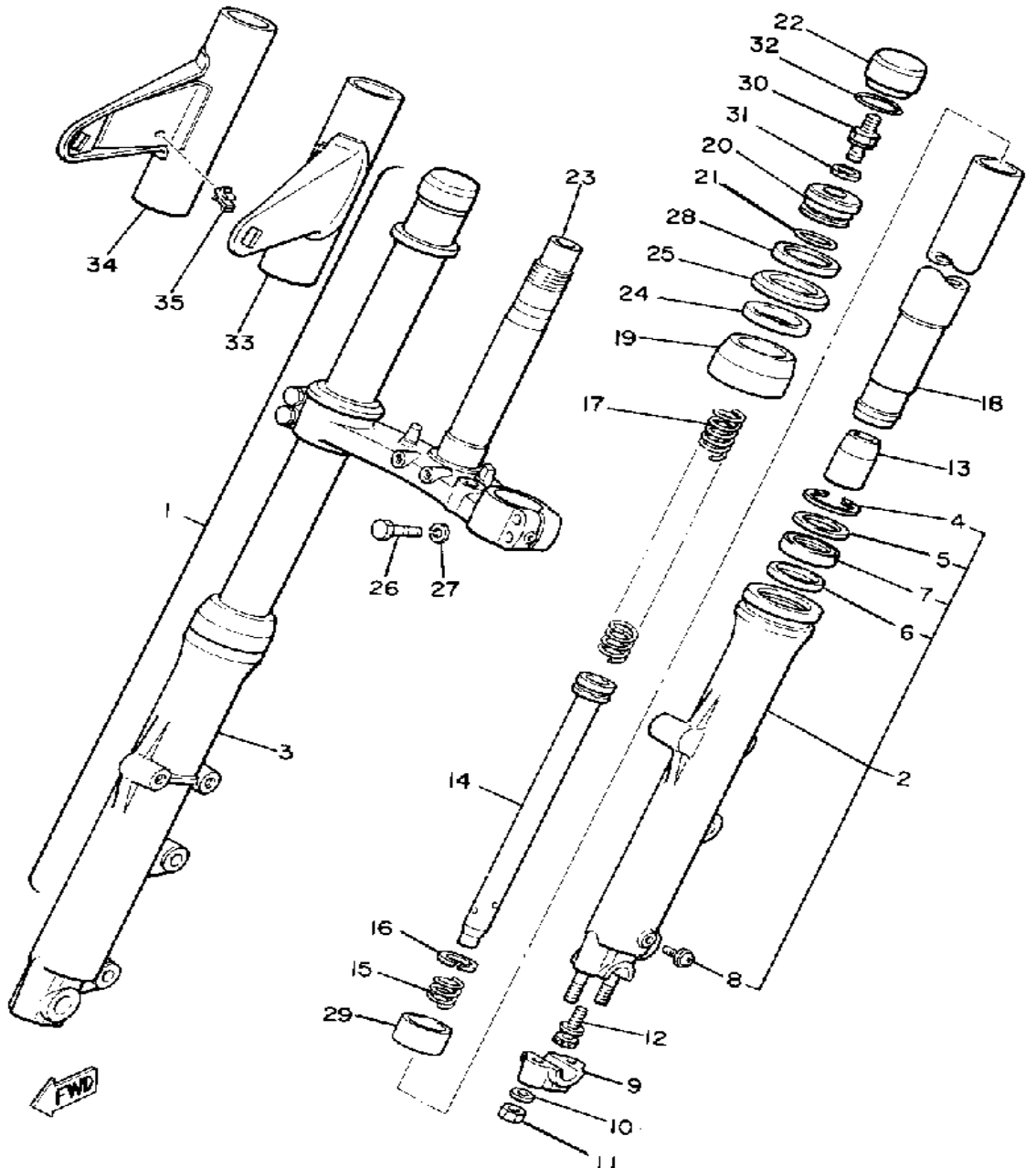
CONTINUED ON NEXT FRAME ►

# DRIVE SHAFT



Ref. No.	Part Number	Description	Qty	Remarks
23	(1J7-46152-Y0-00)	HOUSING, BEARING	1	
24	93211-44348-00	. O-RING	1	
25	95333-08600-00	. NUT	10	
26	92901-08700-00	. WASHER, WAVE	10	
27	93102-70167-00	. OIL SEAL	1	
28	1J7-46117-Y0-30	. SHIM, RING GEAR (0.30T)	1	U.R.
	1J7-46117-Y0-35	. SHIM, RING GEAR	1	U.R.
	1J7-46117-Y0-40	. SHIM, RING GEAR (0.40T)	1	U.R.
	1J7-46117-Y0-50	. SHIM, RING GEAR (0.50T)	1	U.R.
29	90340-14046-00	. PLUG, STRAIGHT SCREW	1	
30	90340-14118-00	. PLUG, STRAIGHT	1	
31	214-11198-01-00	. GASKET	2	
32	98703-05018-00	. SCREW, FLAT HEAD (98701-05018-00)	1	
33	4H3-17590-00-00	BREATHER COMP	1	
34	(3J2-46172-00-00)	SHAFT, DRIVE	1	
35	93108-27006-00	OIL SEAL, OSO-TYPE	1	
36	90201-27623-00	WASHER, PLATE	2	
37	99009-26400-00	CIRCLIP	1	
38	90468-12088-00	CLIP	1	
39	90501-16491-00	SPRING, COMPRESSION	1	
40	2H7-46180-00-00	CROSS JOINT	1	
41	90105-08155-00	BOLT, WASHER BASED	4	
42	95616-10100-00	NUT, U	4	
43	92906-10100-00	WASHER, SPRING	4	
44	341-23469-00-00	CAP, BOLT	1	
45	1J7-46181-11-00	LABEL, OIL CAUTION	1	

# FRONT FORK

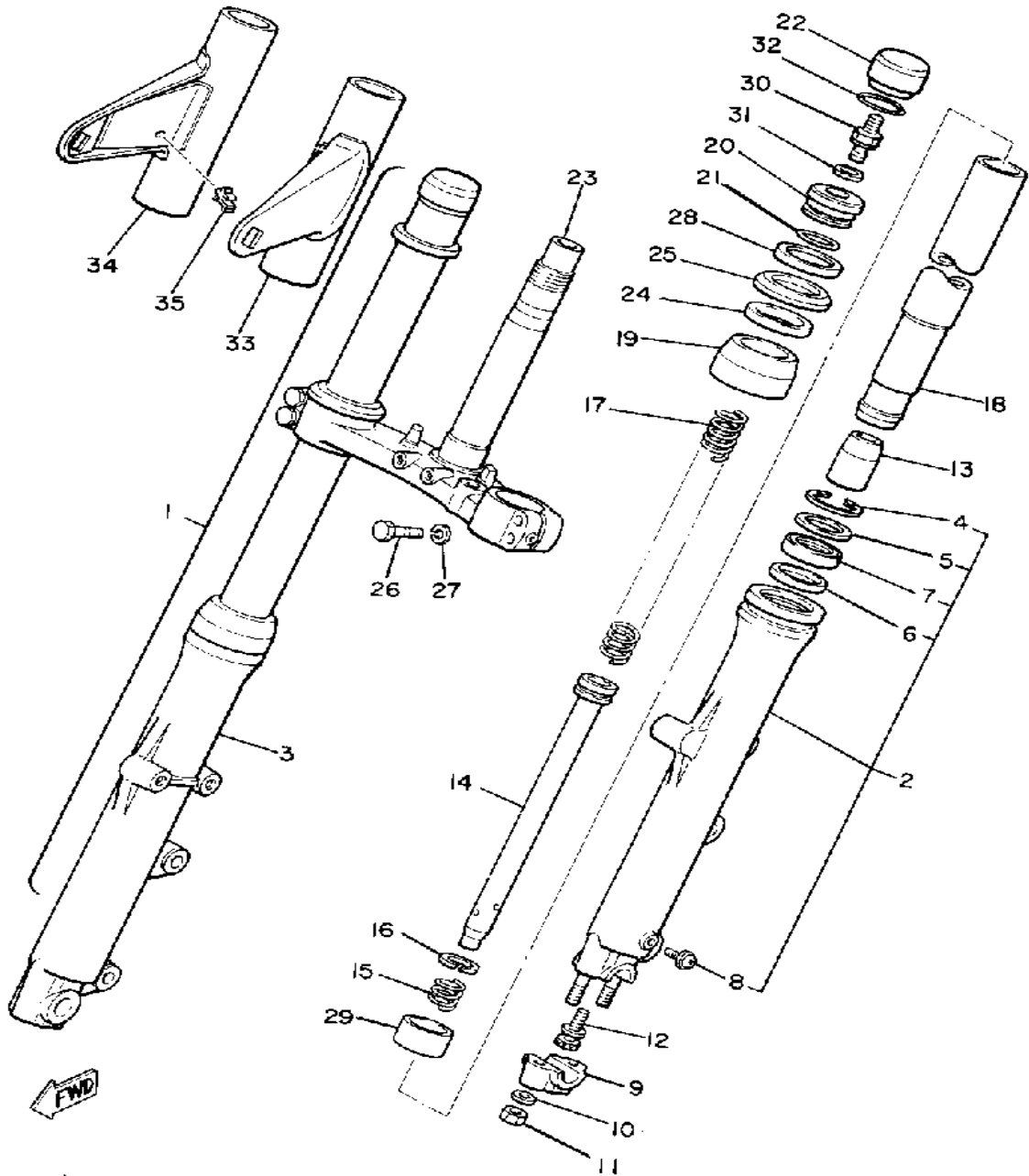


Ref. No.	Part Number	Description	Qty	Remarks
1	(3J3-23101-00-00)	FRONT FORK ASSEMBLY	1	
2	(3J3-23126-00-00)	TUBE, OUTER 1	1	
3	(3J3-23136-00-00)	TUBE, OUTER 2	1	
4	34X-23156-00-00	.. CLIP, OIL SEAL	2	
5	(3J6-23146-00-00)	WASHER, OIL SEAL	2	
6	1KH-23147-00-00	.. SEAL, SPACER	2	
7	1KH-23145-00-00	.. OIL SEAL	2	
8	1E7-23119-00-00	.. PLUG, DRAIN	2	
9	(1J7-23167-00-00)	HOLDER, AXLE	1	
10	92901-08600-00	. WASHER	2	
11	90185-08089-00	. NUT, SELF-LOCKING	2	
12	3M7-23181-00-00	. BOLT, HEX SCKT HEAD	2	
13	(1J3-23166-00-00)	SPACER, OIL LOCK	2	
14	(2G2-23170-00-00)	CYLINDER, FRTRFK	2	
15	1J3-23151-00-00	. SPRING, REBOUND	2	
16	1T4-23157-00-00	. RING, PISTON FRTRFK	2	
17	(3J3-23141-00-00)	SPRING, FRONT FORK	2	
18	3J3-23110-00-00	. INNER TUBE 1	2	
19	1T4-23144-00-00	. SEAL, DUST	2	
20	(3J3-23111-00-00)	BOLT, CAP	2	
21	2F3-23114-00-00	. GASKET	2	
22	2F3-23168-01-00	. CAP, FRONT FORK	2	
23	3J3-23340-00-33	. UNDER BRACKET	1	YAMAHA BLACK
24	23W-23163-00-00	. GASKET	2	
25	(3J3-23116-00-00)	GUIDE, COVER LOWER	2	
26	3J3-23346-00-00	. BOLT 1	4	
27	3J3-23159-00-00	. WASHER, SPRING LWR	4	
28	1T4-23115-00-00	. GUIDE, COVER UPPER	2	
29	(3J3-23135-00-00)	METAL, SLIDE 2	2	

Front Forks: Oil Type / Level / Qty	10 Wt. Fork Oil* or Equivalent / $\varnothing$ / 195cc
Gas Pressure	0.4 kg/cm <sup>2</sup> (5.7 psi)
Spring Length Std	508.5mm

CONTINUED ON NEXT FRAME ►

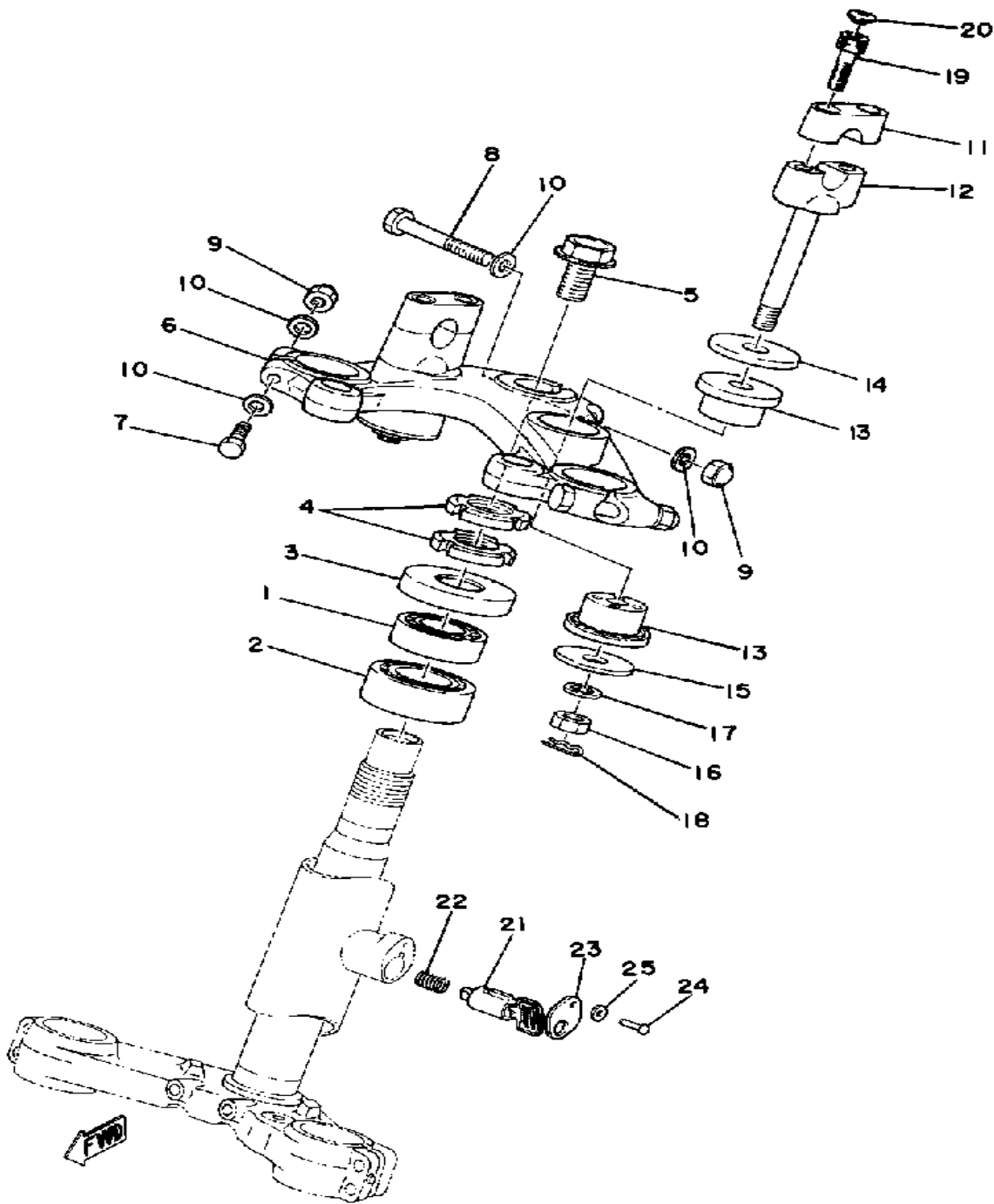
# FRONT FORK



Ref. No.	Part Number	Description	Qty	Remarks
30	5K7-23190-00-00	. AIR VALVE	2	
31	3H3-23147-00-00	. O-RING	2	
32	1J3-23183-01-00	. CIRCLIP	2	
33	3J3-23121-00-93	COVER, UPPER 1	1	CHROME PLATED
34	3J3-23131-00-93	COVER, UPPER 2	1	CHROME PLATED
35	90464-16025-00	CLAMP	2	

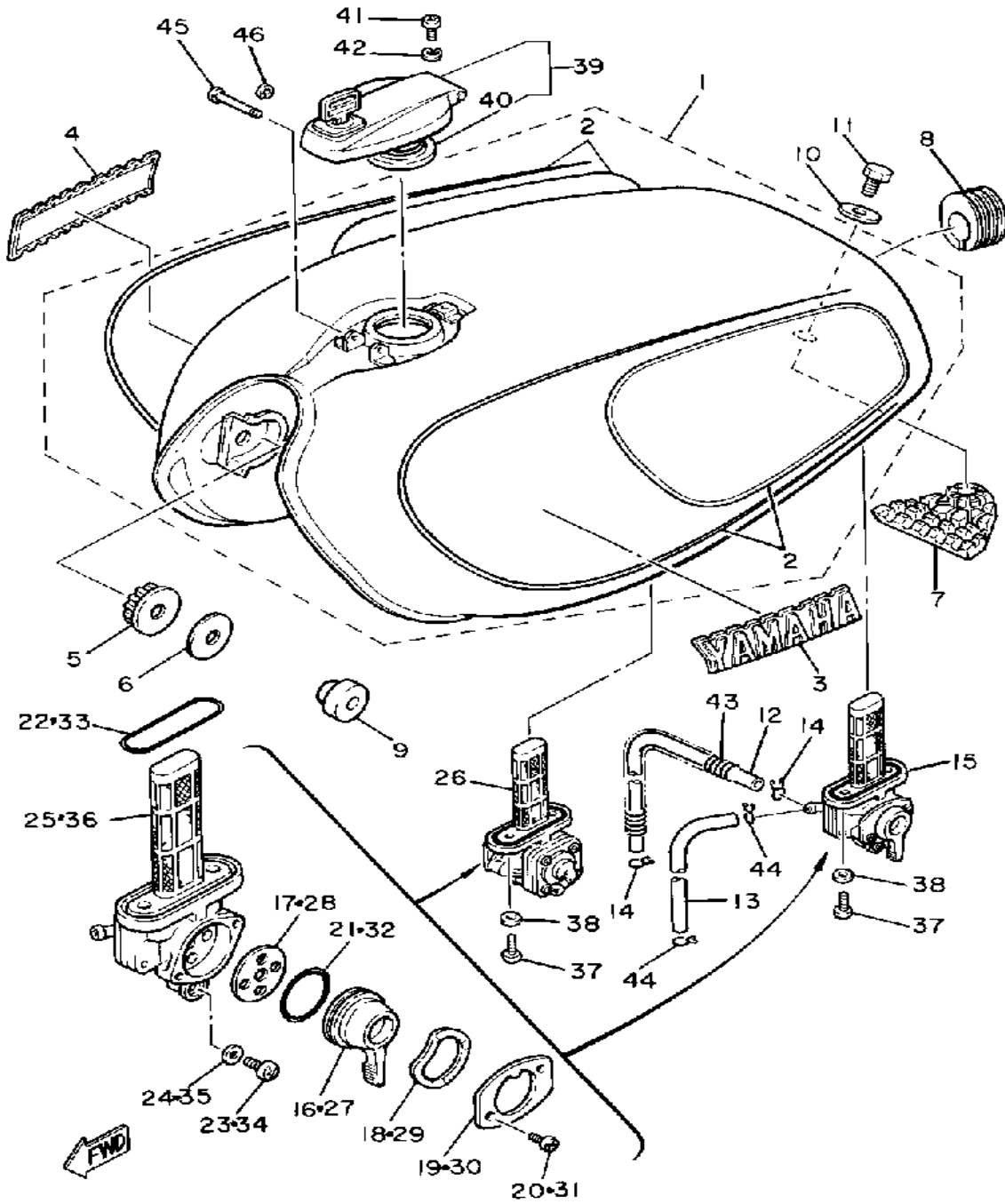
Front Forks: Oil Type / Level / Qty	10 Wt. Fork Oil* or Equivalent / Ø / 195cc
Gas Pressure	0.4 kg/cm <sup>2</sup> (5.7 psi)
Spring Length Std	508.5mm

# STEERING



Ref. No.	Part Number	Description	Qty	Remarks
1	93332-00001-00	BEARING	1	
2	93332-00008-00	BEARING	1	
3	4H3-23415-00-00	COVER, BALL RACE 1	1	
4	90179-25495-00	NUT, SPEC'L SHAPE	2	
5	90105-14365-00	BOLT, fitting 1 (4H3-23451-00)	1	
6	(4R3-23435-00-00)	CROWN, HANDLE	1	
7	97026-08055-00	BOLT	2	
8	97026-08065-00	BOLT	1	
9	95306-08800-00	NUT (CROWN)	3	
10	92906-08600-00	WASHER	6	
11	360-23441-01-98	HOLDER, HANDLE UPR	2	LOW GLOSS BLK
12	1E6-23442-00-00	HOLDER, HANDLE LWR	2	
13	1T4-23434-00-00	HOLDER, DAMPER	4	
14	90209-12151-00	WASHER, SPEC'L SHAP	2	
15	(90201-106A4-00)	WASHER, PLATE	2	
16	95306-10700-00	NUT	2	
17	92906-10100-00	WASHER, SPRING	2	
18	90468-12006-00	CLIP	2	
19	91316-08025-00	BOLT, SOCKET HEAD	4	
20	341-23469-00-00	CAP, BOLT	4	
21	2A6-23408-00-00	STEERING LOCK ASSEMBLY	1	
22	90502-09024-00	SPRING, CONICAL	1	
23	3DM-23484-00-00	CAP, HANDLE LOCK	1	
24	90269-04003-00	RIVET	1	
25	90208-04029-00	WASHER, CONICAL SPRING	1	

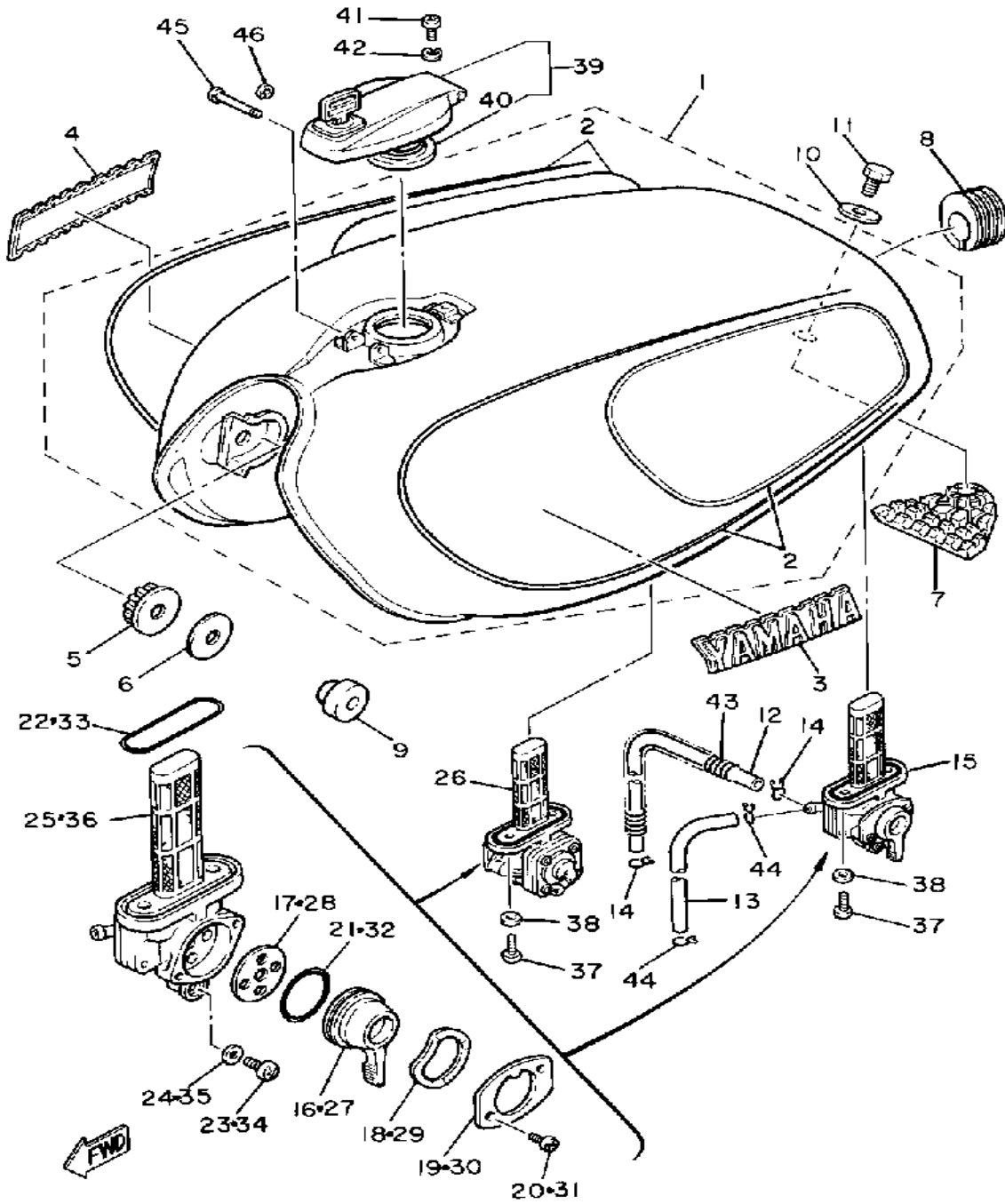
# FUEL TANK



Ref. No.	Part Number	Description	Qty	Remarks
1	(1J7-24110-00-X6)	FUEL TANK .....	1	
2	(4R3-24240-00-00)	GRAPHIC SET .....	1	
3	5G2-24161-00-00	EMBLEM 1 .....	1	
4	5G2-24162-00-00	EMBLEM 2 .....	1	
5	1J7-24181-01-00	DAMPER, LOCATING 1 .....	2	
6	90201-13791-00	WASHER, PLATE .....	2	
7	1J7-24182-01-00	DAMPER, LOCATING 2 .....	1	
8	3J3-24183-00-00	DAMPER, LOCATING 3 .....	2	
9	1M3-27114-00-00	STOPPER, MAIN STAND (10927-11400-00) .....	2	
10	90209-08098-00	WASHER, SPEC'L SHAP .....	1	
11	97313-08012-00	BOLT .....	1	
12	90445-10133-00	HOSE .....	2	
13	90445-09489-00	HOSE .....	2	
14	90467-09006-00	CLIP .....	4	
15	2G2-24500-05-00	FUEL COCK ASSEMBLY 1 ...	1	
16	(2G2-24524-00-00)	LEVER, COCK .....	1	
17	16G-24523-00-00	. VALVE .....	1	
18	16G-24518-00-00	. WASHER, WAVE .....	1	
19	(2G2-24525-00-00)	PLATE, LVR FITTING .....	1	
20	98580-03008-00	. SCREW, PAN HEAD .....	2	
21	2G2-24534-00-00	. SEAL, COCK .....	1	
22	2G2-24512-00-00	. GASKET .....	1	
23	98580-06008-00	. SCREW, PAN HEAD .....	1	
24	2G2-24522-00-00	. GASKET .....	1	
25	3Y1-24514-00-00	. NET, FILTER 1 .....	1	
26	2G2-24510-05-00	FUEL COCK ASSEMBLY 2 ...	1	
27	(2G2-24524-10-00)	LEVER, COCK .....	1	
28	16G-24523-00-00	. VALVE .....	1	

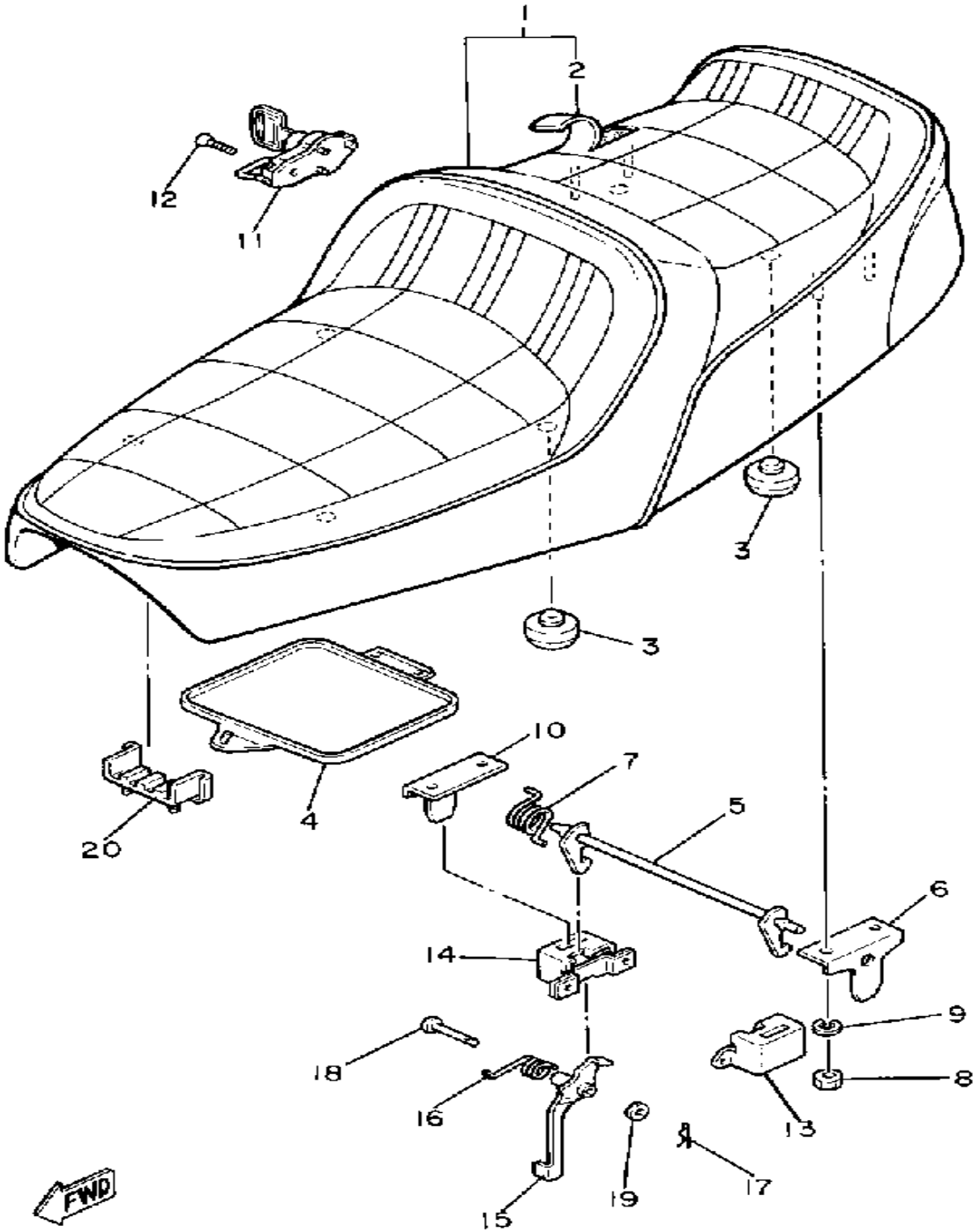
CONTINUED ON NEXT FRAME ►

# FUEL TANK



Ref. No.	Part Number	Description	Qty	Remarks
29	16G-24518-00-00	. WASHER, WAVE	1	
30	2G2-24525-10-00	. PLATE, LVR FITTING	1	
31	98580-03008-00	. SCREW, PAN HEAD	2	
32	2G2-24534-00-00	. SEAL, COCK	1	
33	2G2-24512-00-00	. GASKET	1	
34	98580-06008-00	. SCREW, PAN HEAD	1	
35	2G2-24522-00-00	. GASKET	1	
36	3Y1-24514-00-00	. NET, FILTER 1	1	
37	90149-06008-00	SCREW	4	
38	90202-05187-00	WASHER, PLATE	4	
39	1E7-24602-00-00	CAP ASSEMBLY	1	
40	(584-24641-00-00)	GASKET, CAP 1	1	
41	98580-05010-00	SCREW, PAN HEAD	1	
42	92990-05100-00	WASHER, SPRING	1	
43	90504-06030-00	SPRING, COMPRESSION	2	
44	90467-08003-00	CLIP	4	
45	90249-03123-00	PIN, SPEC'L SHAPE	1	
46	93430-02001-00	CIRCLIP	1	

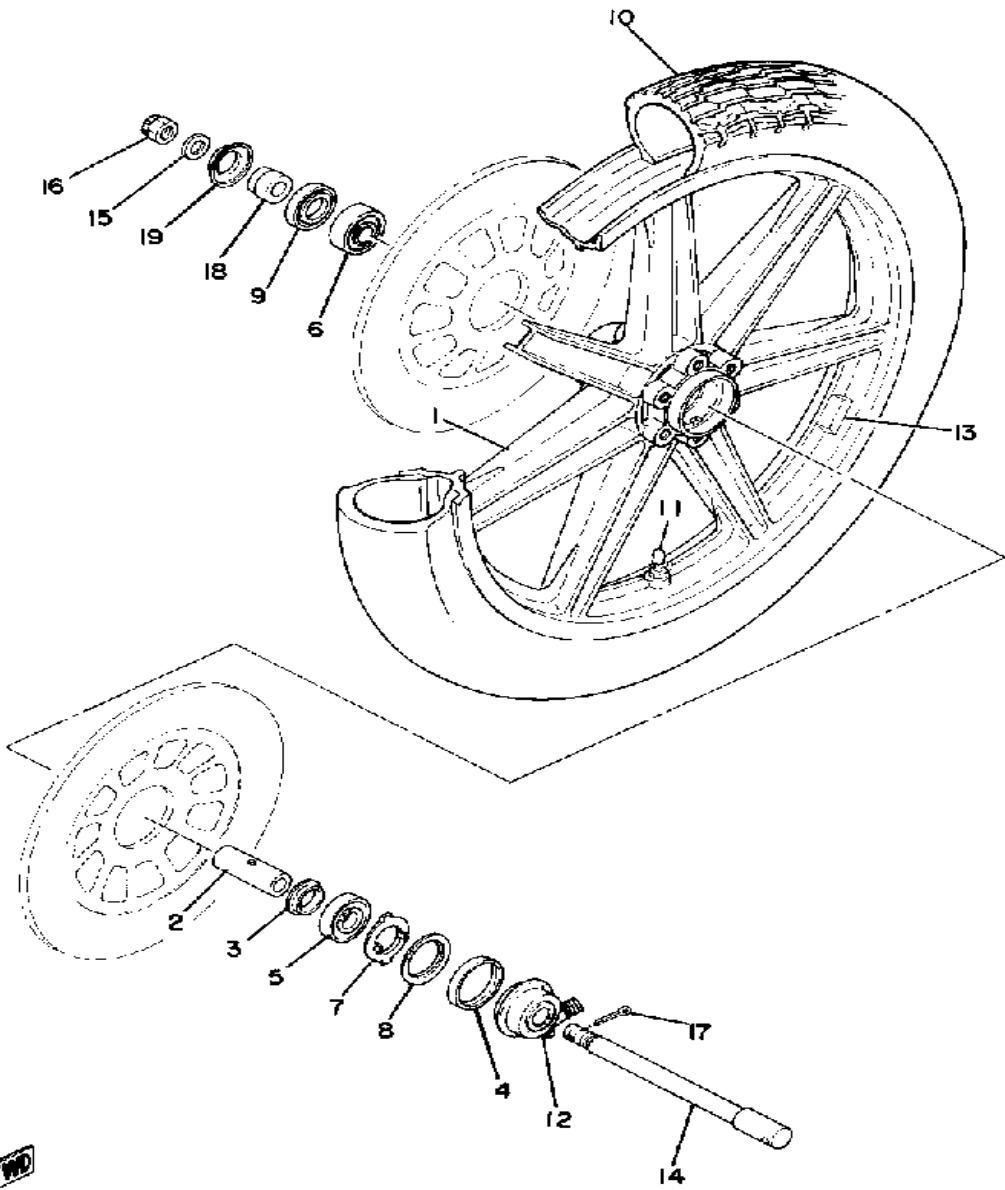
# SEAT



Ref. No.	Part Number	Description	Qty	Remarks
1	(4R3-W2472-00-00)	DOUBLE SEAT ASSEMBLY ...	1	
2	(4R3-24731-00-00)	COVER, DOUBLE SEAT .....	1	
3	1T4-24741-00-00	PAD, SEAT .....	6	
4	2R6-28185-00-00	LID .....	1	
5	3J3-24754-00-00	HOOK, SEAT .....	1	
6	3J3-24738-00-00	BRACKET, SEAT .....	1	
7	90508-20412-00	SPRING, TORSION .....	1	
8	95380-06600-00	NUT .....	4	
9	92995-06100-00	WASHER, SPRING .....	4	
10	(3J3-24748-00-00)	BRACKET, SEAT .....	1	
11	4R2-24705-00-00	SEAT LOCK ASSEMBLY .....	1	
12	90149-06154-00	SCREW .....	1	
13	3J3-2475H-00-00	BRACKET, SEAT LVR 1 .....	1	
14	(3J3-2475J-00-00)	BRACKET, SEAT LVR 2 .....	1	
15	3J3-24776-00-00	LEVER, SEAT .....	1	
16	(3J3-24758-00-00)	SPRING .....	1	
17	90468-10050-00	CLIP .....	1	
18	91701-08028-00	PIN, CLEVIS .....	1	
19	92906-08600-00	WASHER .....	1	
20	2H7-24724-00-00	DAMPER, SEAT .....	1	

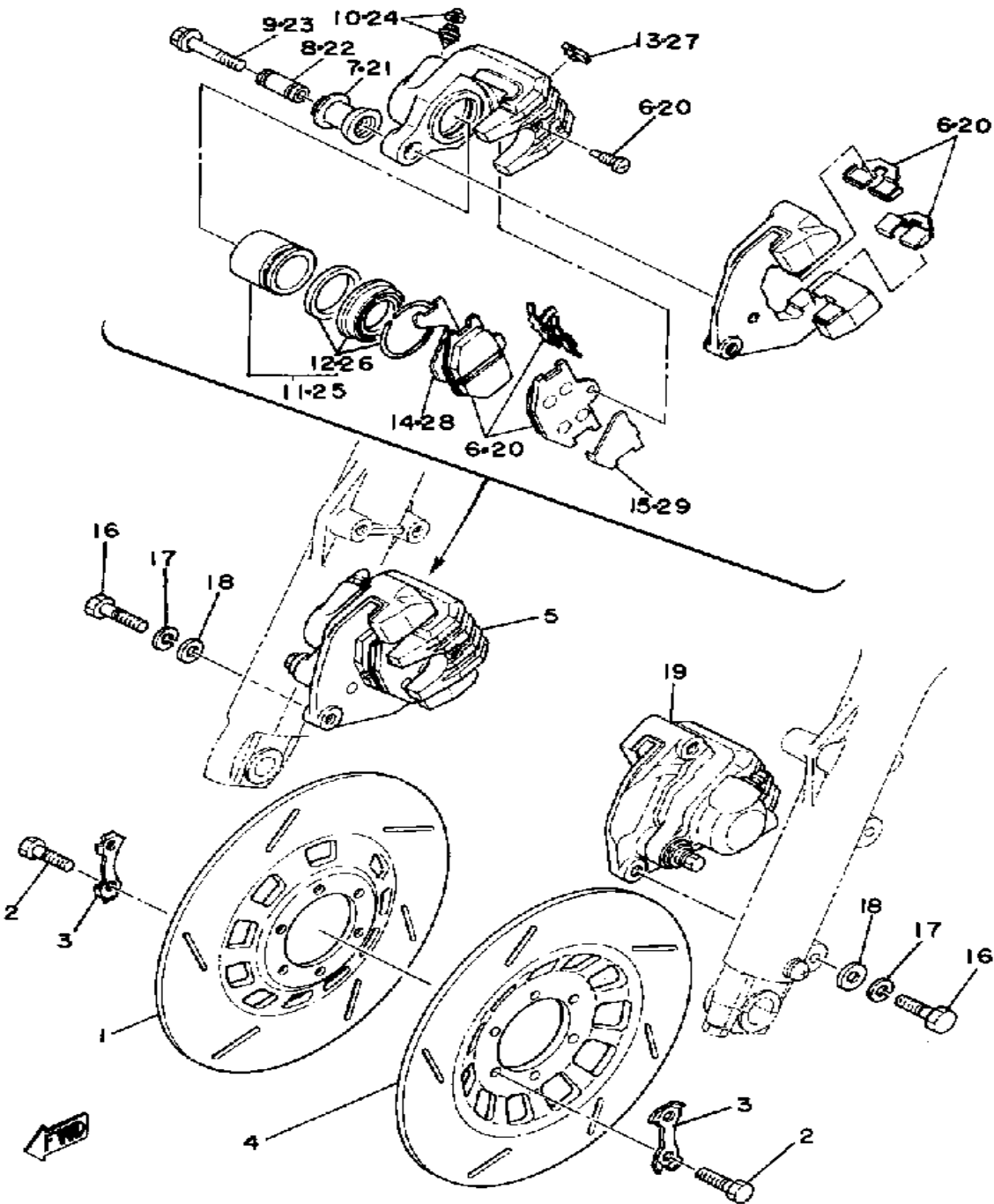
# FRONT WHEEL

Ref. No.	Part Number	Description	Qty	Remarks
1	2H9-25168-29-00	WHEEL, CAST FRONT (2H9-25168-00)	1	
2	90560-17126-00	SPACER	1	
3	146-25315-00-00	FLANGE, SPACER	1	
4	93105-45017-00	OIL SEAL	1	
5	93306-30309-00	BEARING	1	
6	93306-30309-00	BEARING	1	
7	341-25149-00-00	CLUTCH, METER	1	
8	341-25846-00-00	RETAINER, CLUTCH	1	
9	93102-28022-00	OIL SEAL	1	
10	94132-193M3-00	325H19 L303TL #TBB (3.25-19) (94132-1946)	1	
11	93900-00001-00	VALVE, RIM	1	
12	341-25190-01-00	GEAR UNIT ASSEMBLY	1	
13	1A1-25398-01-00	BALANCER, WHEEL	1	U.N.
	1A1-25399-00-00	BALANCER, WHEEL	1	U.N.
	2M0-25399-00-00	BALANCER, WHEEL	1	U.N.
14	341-25181-00-00	UNAVAILABLE IN PRICE BOOK	1	
15	92990-14200-00	WASHER, PLAIN	1	
16	90171-14020-00	NUT, CASTLE	1	
17	91401-30030-00	PIN, COTTER	1	
18	90387-17433-00	COLLAR	1	
19	341-25118-00-00	COVER, hub dust	1	



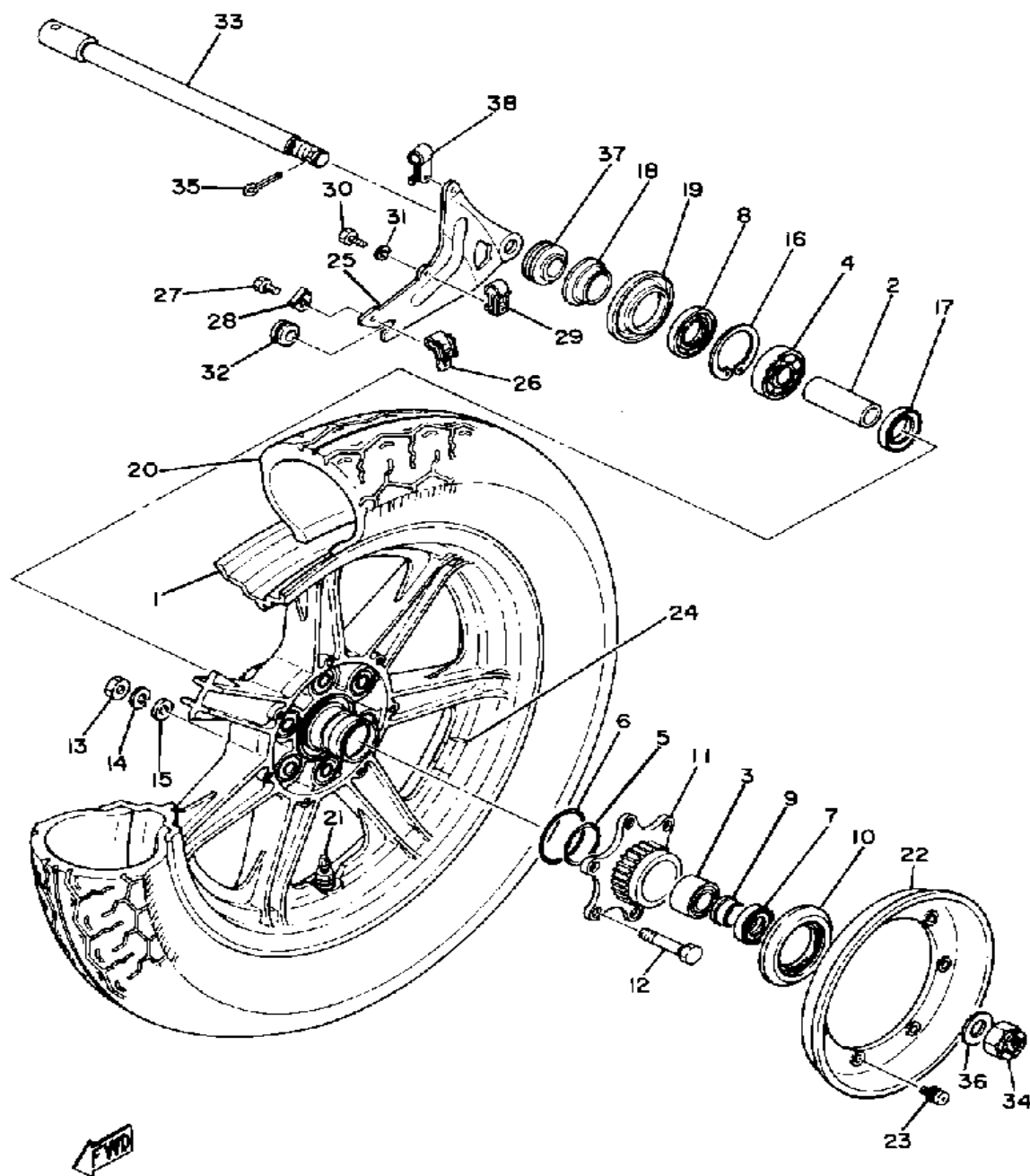
Front Axle Nut	14 x 1.5; 10.0 m-kg
Front Axle Holder Nut	8 x 1.25; 2.0 m-kg
Minimum Brake Lining Thickness	Front: 6.0mm    Rear: 6.0mm
Tire Size (Nominal Pressure)	F:3.25H19 (2.8 kg/cm <sup>2</sup> /40 psi)    R:4.50H17 (2.8 kg/cm <sup>2</sup> /40 psi) †

# FRONT BRAKE CALIPER



Ref. No.	Part Number	Description	Qty	Remarks
1	3J2-25831-00-00	DISC, BRAKE	1	
2	90101-08477-00	BOLT	12	
3	3H5-25834-00-00	WASHER, LOCK	6	
4	(3J2-25831-10-00)	DISC, BRAKE	1	
5	3H5-25810-02-00	CALIPER ASSEMBLY RH	1	
6	4K0-W0045-01-00	. BRAKE PAD KIT, FRNT	1	
7	1J3-25917-00-00	. BOOT, CALIPER	1	
8	1J3-25838-00-00	. SLEEVE, CALIPER	1	
9	90105-08145-00	. BOLT, WASHER BASED	1	
10	1J3-W0048-00-00	. BLEED SCREW KIT	1	
11	1J3-W0057-00-00	. PISTON ASSEMBLY, CALIPER	1	
12	1J3-W0047-00-00	. . CALIPER SEAL KIT	1	
13	1J3-25845-01-00	. CAP, INDICATOR	1	
14	3H5-25827-00-00	. SHIM, CALIPER	1	
15	3H5-25828-00-00	. SHIM, CALIPER	1	
16	90105-10638-00	BOLT, WASHER BASED	4	
17	92990-10100-00	WASHER, SPRING	4	
18	92990-10200-00	WASHER, PLAIN	4	
19	3H5-25810-12-00	CALIPER ASSEMBLY LH	1	
20	4K0-W0045-01-00	. BRAKE PAD KIT, FRNT	1	
21	1J3-25917-00-00	. BOOT, CALIPER	1	
22	1J3-25838-00-00	. SLEEVE, CALIPER	1	
23	90105-08145-00	. BOLT, WASHER BASED	1	
24	1J3-W0048-00-00	. BLEED SCREW KIT	1	
25	1J3-W0057-00-00	. PISTON ASSEMBLY, CALIPER	1	
26	1J3-W0047-00-00	. . CALIPER SEAL KIT	1	
27	1J3-25845-01-00	. CAP, INDICATOR	1	
28	3H5-25827-00-00	. SHIM, CALIPER	1	
29	(3H5-25828-10-00)	SHIM, CALIPER	1	

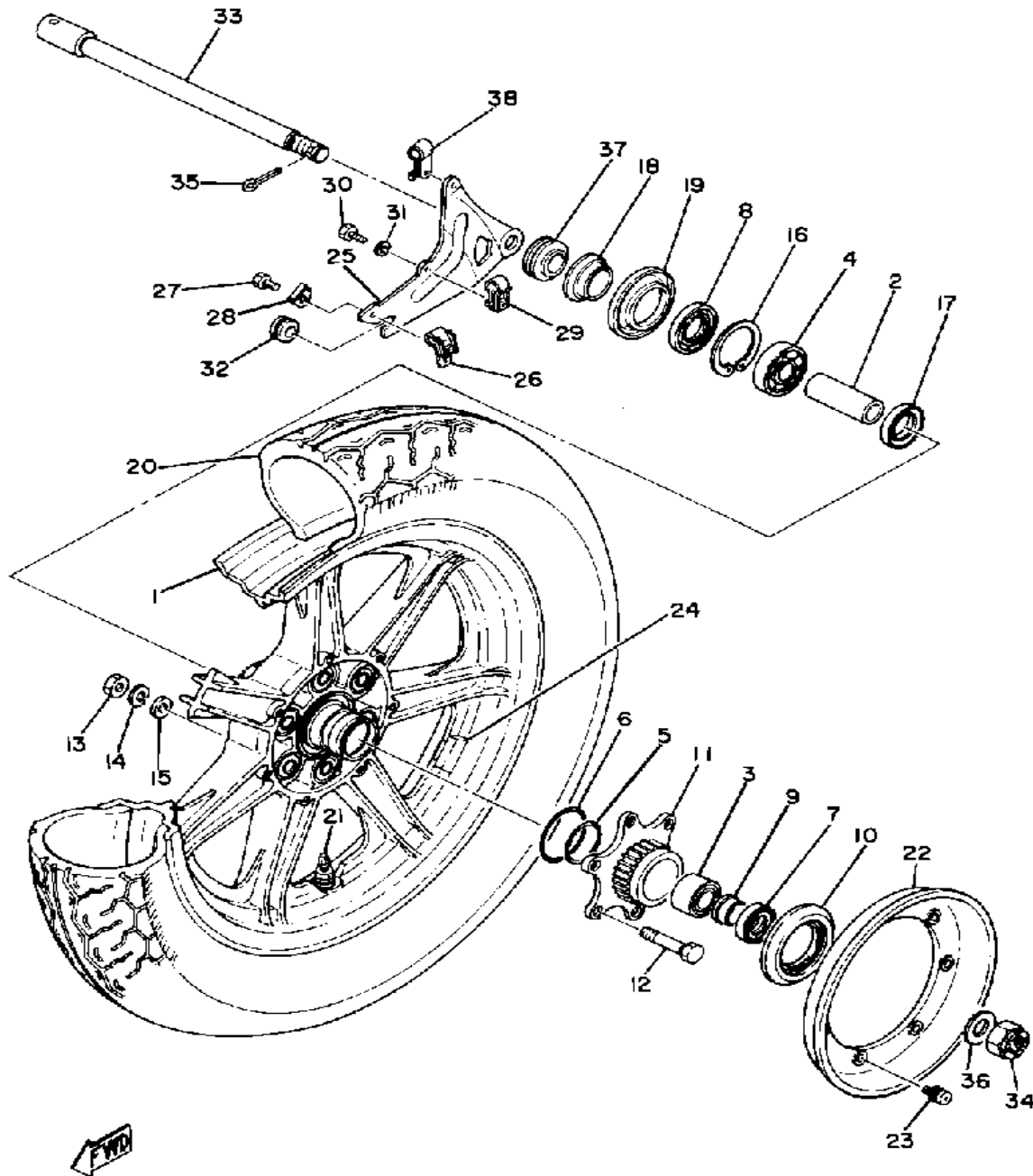
# REAR WHEEL



Ref. No.	Part Number	Description	Qty	Remarks
1	(2H8-W2533-00-00)	WHEEL, CAST REAR	1	
2	2H7-25317-00-00	SPACER, BEARING	1	
3	93313-62010-00	BEARING, CYLINDER.# 3	1	
4	93306-30417-00	BEARING (B6304ZZ)	1	
5	93210-40745-00	O-RING	1	
6	93210-58677-00	O-RING (93210-58114)	1	
7	93102-25360-00	OIL SEAL	1	
8	93104-27026-00	OIL SEAL, SO-TYPE	1	
9	90387-20741-00	COLLAR	1	
10	3J3-25319-00-00	SEAL, HUB DUST	1	
11	2H7-25366-00-00	CLUTCH, HUB	1	
12	90109-10491-00	BOLT	6	
13	95380-10600-00	NUT	6	
14	92990-10100-00	WASHER, SPRING	6	
15	90201-10124-00	WASHER, PLATE	6	
16	99009-52500-00	CIRCLIP	1	
17	2H7-25315-00-00	FLANGE, SPACER	1	
18	1J7-25377-00-00	COLLAR, WHEEL	1	
19	1J7-25367-00-00	COVER, HUB DUST	1	
20	(94145-17552-00)	450H17 S714 TL	1	
21	93900-00001-00	VALVE, RIM	1	
22	2H7-25327-00-00	COVER, PLATE	1	
23	90159-05018-00	SCREW, WITH WASHER	4	
24	1A1-25398-01-00	BALANCER, WHEEL	1	U.N.
	1A1-25399-00-00	BALANCER, WHEEL	1	U.N.
	2M0-25399-00-00	BALANCER, WHEEL	1	U.N.
25	(3J3-25371-01-00)	BAR, TENSION	1	
26	(90461-08051-00)	CLAMP	1	
27	97026-06012-00	BOLT	1	

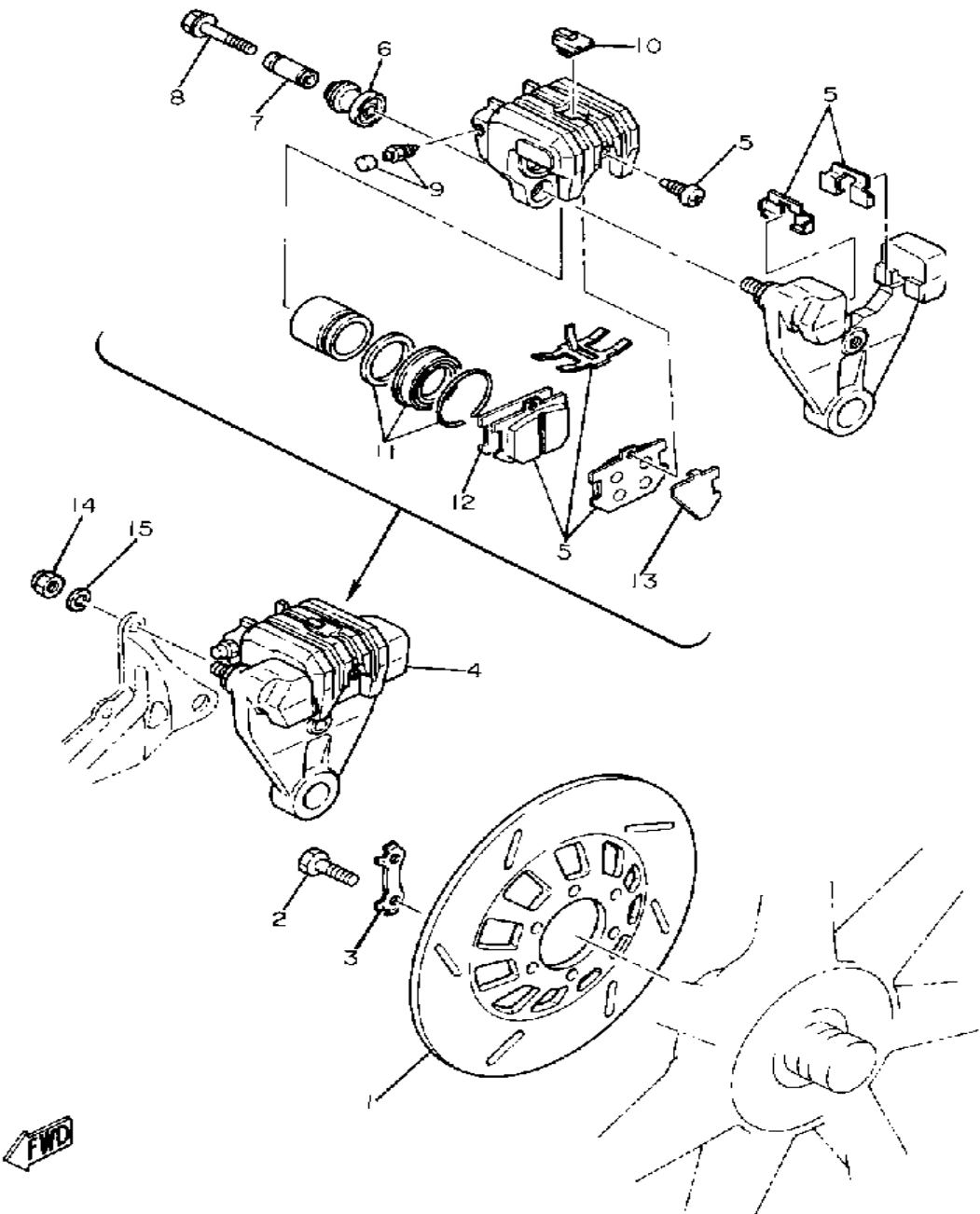
CONTINUED ON NEXT FRAME ►

# REAR WHEEL



Ref. No.	Part Number	Description	Qty	Remarks
28	(90215-06128-00)	WASHER, LOCK	1	
29	90461-08052-00	CLAMP	1	
30	97016-06016-00	BOLT	1	
31	92906-06100-00	WASHER, SPRING	1	
32	3H3-25374-00-00	SPACER, TORQ.STOP	1	
33	(3J3-25381-00-00)	AXLE, WHEEL	1	
34	90171-18043-00	NUT, CASTLE	1	
35	91401-40040-00	PIN, COTTER	1	
36	90201-18620-00	WASHER, PLAIN	1	
37	90387-20740-00	COLLAR	1	
38	(90461-12053-00)	CLAMP	1	

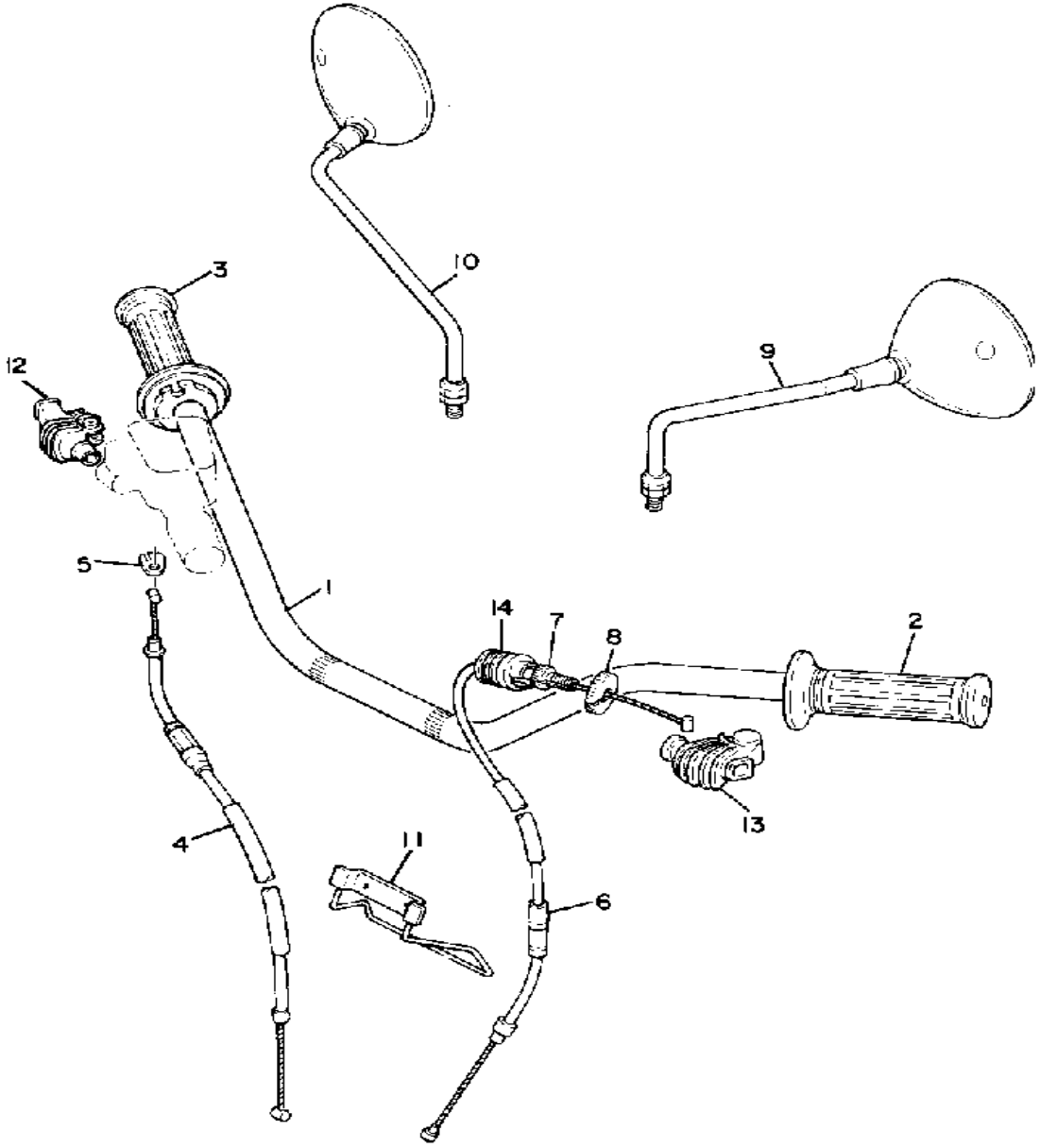
# REAR BRAKE CALIPER



Ref. No.	Part Number	Description	Qty	Remarks
1	3J2-25831-00-00	DISC, BRAKE	1	
2	90101-08477-00	BOLT	6	
3	3H5-25834-00-00	WASHER, LOCK	1	
4	3J3-25810-52-00	CALIPER ASSEMBLY	1	
5	4K0-W0045-01-00	. BRAKE PAD KIT, FRNT	1	
6	1J3-25917-00-00	. BOOT, CALIPER	1	
7	1J3-25838-00-00	. SLEEVE, CALIPER	1	
8	90105-08145-00	. BOLT, WASHER BASED	1	
9	1J3-W0048-00-00	. BLEED SCREW KIT	1	
10	1J3-25845-01-00	. CAP, INDICATOR	1	
11	1J3-W0047-00-00	. CALIPER SEAL KIT	1	
12	3H5-25827-00-00	. SHIM, CALIPER	1	
13	3H5-25828-00-00	. SHIM, CALIPER	1	
14	95303-08800-00	NUT (CROWN) (95301-08800)	1	
15	92990-08100-00	WASHER	1	

Minimum Brake Lining Thickness	Front: 6.0mm	Rear: 6.0mm
Tire Size (Nominal Pressure)	F:3.26H19 (2.8 kg/cm <sup>2</sup> /40 psi) R:4.50H17 (2.8 kg/cm <sup>2</sup> /40 psi)	

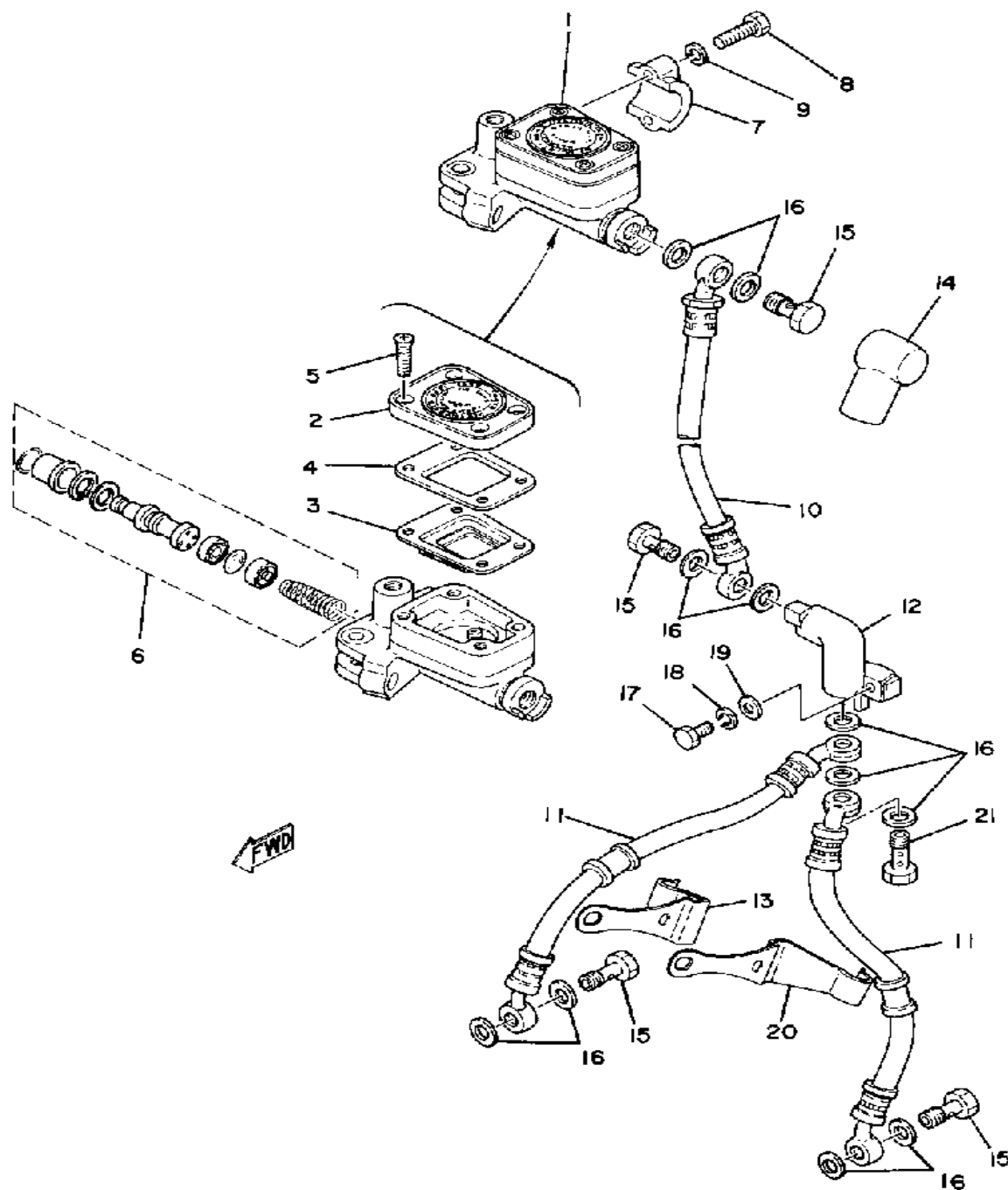
# HANDLEBAR - CABLE



Ref. No.	Part Number	Description	Qty	Remarks
1	4H9-26111-00-00	HANDLEBAR .....	1	
2	2H7-26241-00-00	GRIP LH .....	1	
3	2H7-26240-00-00	GRIP ASSEMBLY RH .....	1	
4	1T4-26311-01-00	CABLE, THROTTLE 1 .....	1	
5	584-26393-02-00	HOLDER .....	1	
6	3J3-26335-00-00	CABLE, CLUTCH .....	1	
7	90123-08046-00	BOLT .....	1	
8	90179-08148-00	NUT .....	1	
9	4G0-26290-10-00	MIRROR ASSEMBLY LH .....	1	
10	2H7-26290-00-00	MIRROR ASSEMBLY RH .....	1	
11	(1J7-26399-00-00)	GUIDE, CABLE .....	1	
12	1T5-26372-00-00	COVER, HANDLE LEVER .....	1	
13	1E6-26372-00-00	COVER, HANDLE LEVER 1 .....	1	
14	1E6-26342-00-00	BOOT, CABLE .....	1	

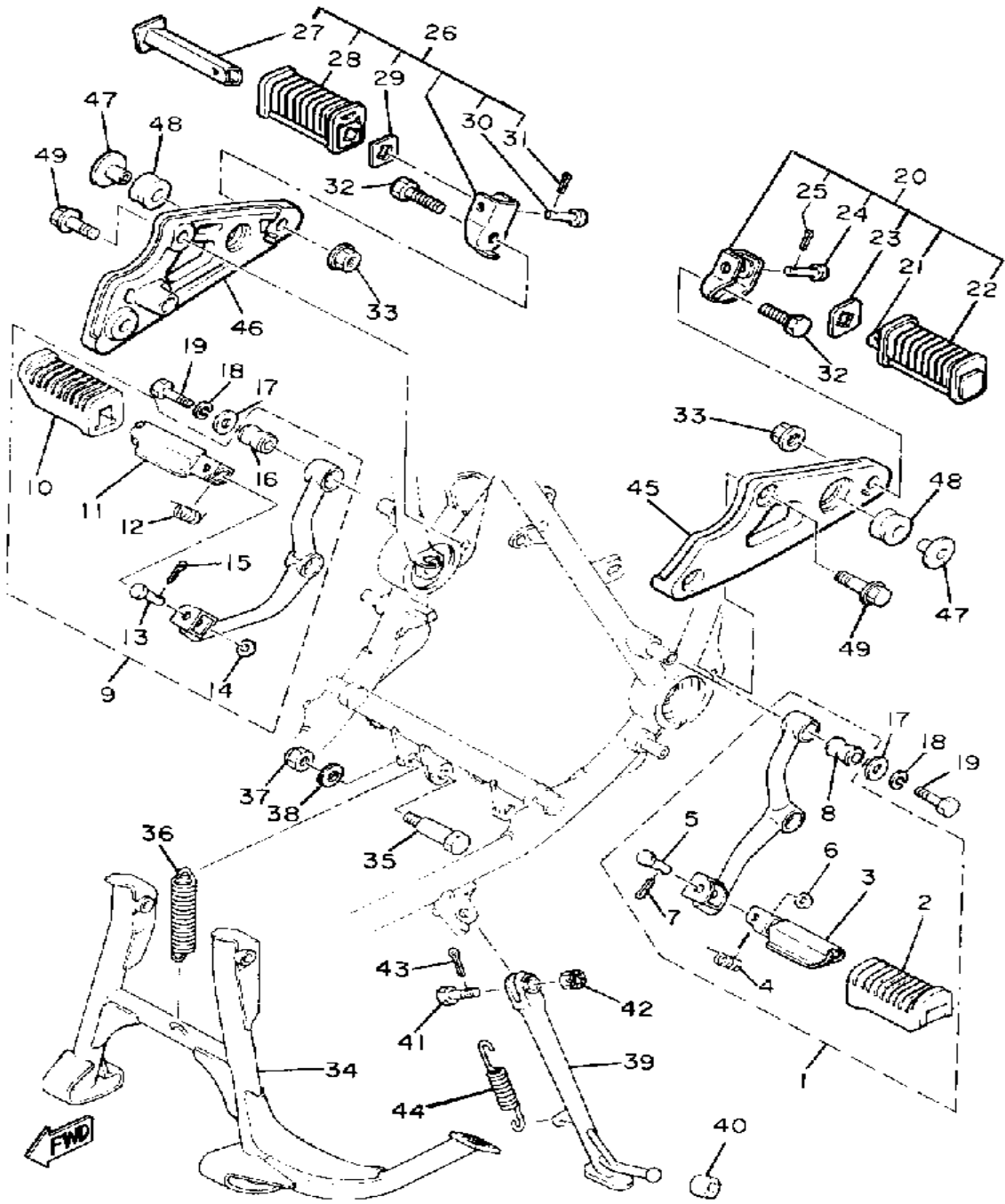


# FRONT MASTER CYLINDER



Ref. No.	Part Number	Description	Qty	Remarks
1	1J3-25850-23-00	MSTR CYLINDER ASSEMBLY	1	
2	1J3-25852-01-00	. CAP, RESERVOIR	1	
3	1J3-25854-01-00	. DIAPHRAGM RESERVOR	1	
4	1J3-25855-01-00	. BUSH, DIAPHRAGM	1	
5	2G2-25857-00-00	. SCREW	4	
6	1J3-W0041-20-00	. CYLINDER KIT, MASTER	1	
7	1J3-25867-00-00	BRACKET, MASTER CYLINDER (341-25867-00)	1	
8	97016-06025-00	BOLT	2	
9	92906-06100-00	WASHER, SPRING	2	
10	(1T4-25872-01-00)	HOSE, BRAKE 1	1	
11	1J7-25873-01-00	HOSE, BRAKE 2	2	
12	1J7-25885-01-00	JOINT	1	
13	1J7-25875-00-00	HOLDER, BRKE HOSE 1	1	
14	306-25862-00-00	BOOT, MASTER CYLINDER	1	
15	90401-10034-00	BOLT, UNION	4	
16	90201-10118-00	WASHER, PLATE	11	
17	97011-06025-00	BOLT (97001-06025)	1	
18	92995-06100-00	WASHER, SPRING	1	
19	92901-06600-00	WASHER	1	
20	1J7-25876-00-00	HOLDER, BRKE HOSE 2	1	
21	90401-10044-00	BOLT, UNION	1	

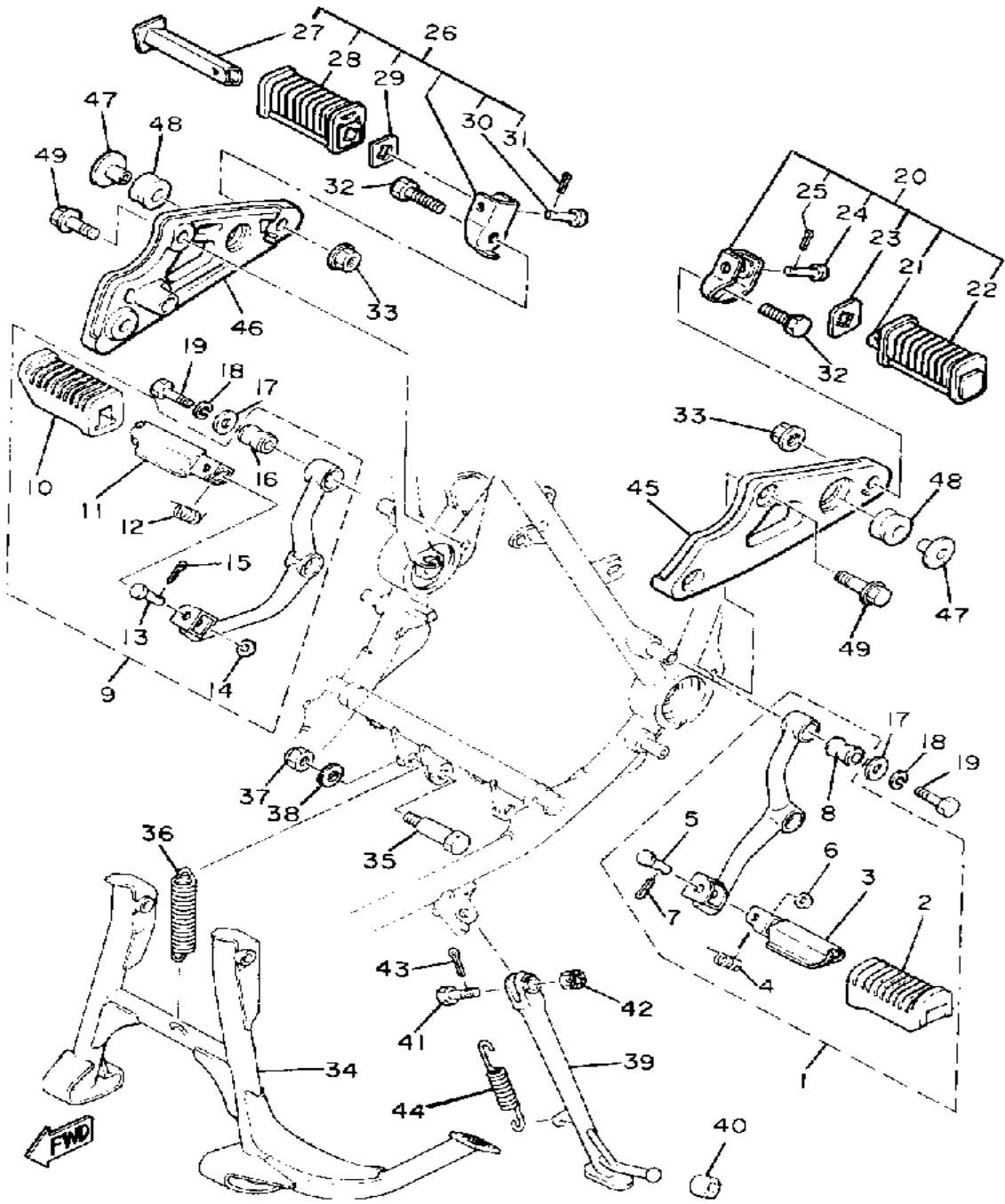
# STAND - FOOTREST



Ref. No.	Part Number	Description	Qty	Remarks
1	2G2-27410-00-00	FRT FOOTREST ASSEMBLY L	1	
2	4L0-27423-00-00	. COVER, FOOTREST	1	
3	1J7-27451-00-00	. FOOTREST	1	
4	90508-20154-00	. SPRING, TORSION	1	
5	90240-08063-00	. PIN, CLEVIS	1	
6	90201-08083-00	. WASHER, PLATE	1	
7	91401-30020-00	. PIN, COTTER	1	
8	256-27414-00-00	. DAMPER, FOOTREST	2	
9	2G2-27420-00-00	FRT FOOTREST ASSEMBLY R	1	
10	4L0-27423-00-00	. COVER, FOOTREST	1	
11	1J7-27461-00-00	. FOOTREST	1	
12	90508-20155-00	. SPRING, TORSION	1	
13	90240-08063-00	. PIN, CLEVIS	1	
14	90201-08083-00	. WASHER, PLATE	1	
15	91401-30020-00	. PIN, COTTER	1	
16	256-27414-00-00	. DAMPER, FOOTREST	2	
17	90201-08107-00	WASHER, PLATE	4	
18	92990-08100-00	WASHER	4	
19	97011-08016-00	BOLT	4	
20	3J2-27430-00-00	RR FOOTREST ASSEMBLY 1	1	
21	447-27431-00-00	. FOOTREST, REAR 1	1	
22	1J7-27433-00-00	. COVER, RR FOOTREST	1	
23	90209-18070-00	. WASHER, SPECL SHAP	1	
24	91701-06035-00	. PIN, CLEVIS	1	
25	91490-16020-00	. PIN, COTTER	1	
26	3J2-27440-00-00	RR FOOTREST ASSEMBLY 2	1	
27	447-27441-00-00	. FOOTREST, REAR 2	1	
28	1J7-27444-00-00	. COVER, RR FOOTREST	1	
29	90209-18070-00	. WASHER, SPECL SHAP	1	

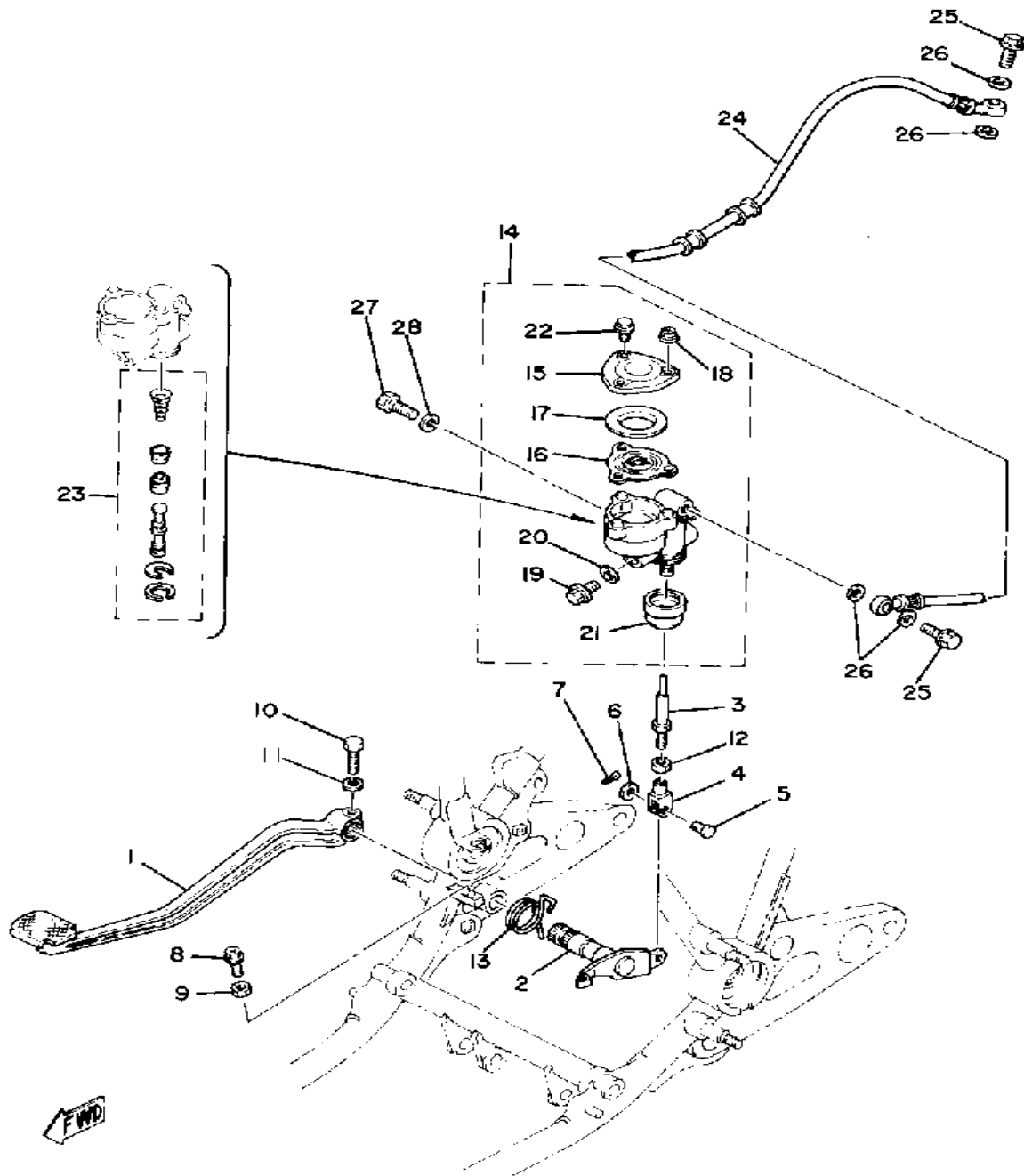
CONTINUED ON NEXT FRAME ➤

# STAND - FOOTREST



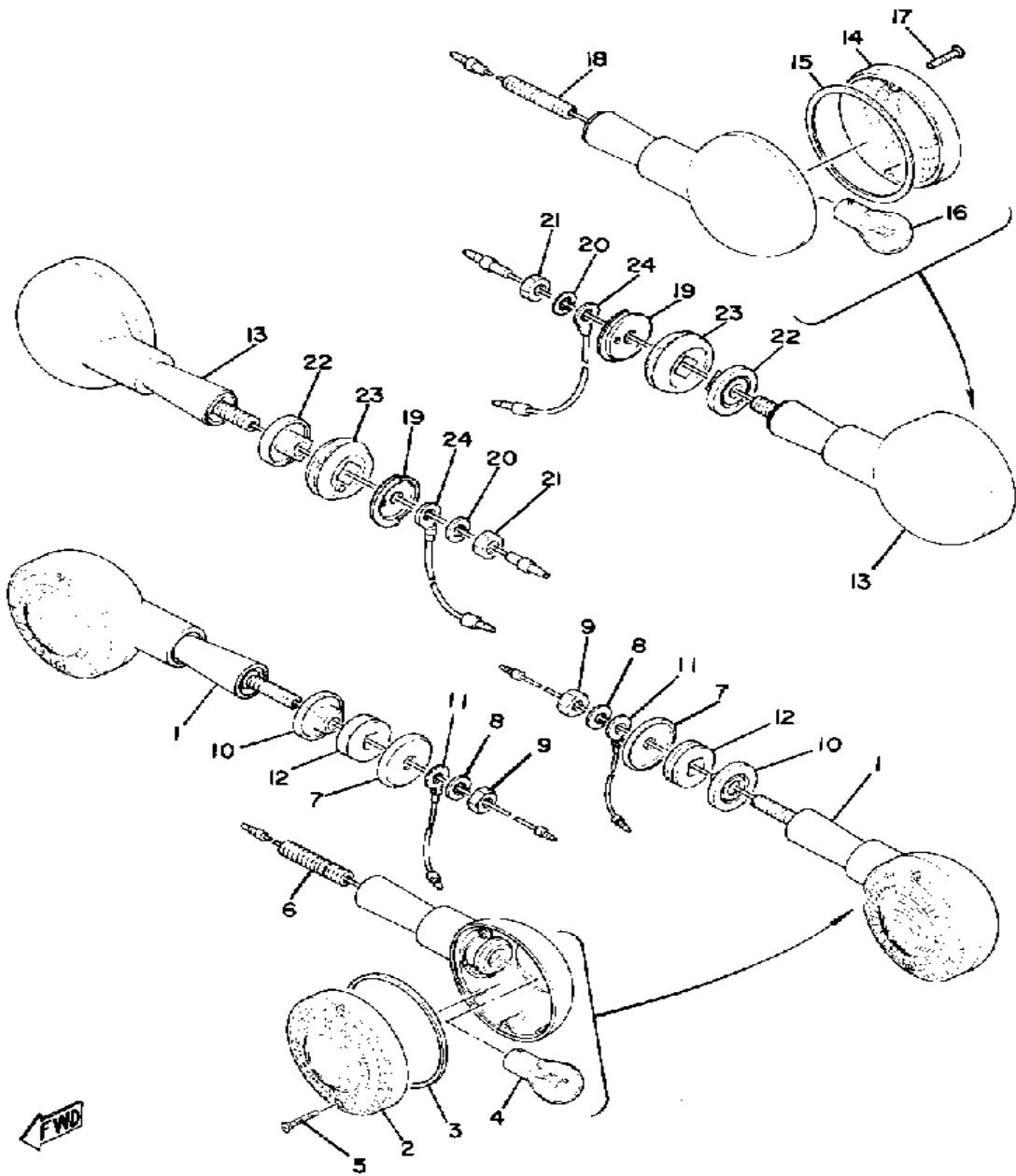
Ref. No.	Part Number	Description	Qty	Remarks
30	91701-06035-00	. PIN, CLEVIS .....	1	
31	91490-16020-00	. PIN, COTTER .....	1	
32	97011-10025-00	BOLT .....	2	
33	95701-10500-00	NUT, FLANGE (95702-10500) ..	2	
34	3J2-27111-02-00	STAND, MAIN .....	1	
35	90109-10563-00	BOLT .....	2	
36	90506-40145-00	SPRING, TENSION .....	1	
37	95601-10100-00	NUT, U (95602-10100-00) .....	2	
38	92990-10600-00	WASHER, PLATE .....	2	
39	(2G2-27311-01-00)	STAND, SIDE .....	1	
40	3J3-27314-00-00	STOPPER .....	1	
41	90102-10006-00	BOLT, WITH HOLE (278-27317-00) .....	1	
42	90171-10012-00	NUT, CASTLE .....	1	
43	91490-20025-00	PIN, SPLIT .....	1	
44	90506-28146-00	SPRING, TENSION .....	1	
45	(3J2-27412-01-00)	BRACKET, FOOTREST 1 .....	1	
46	(3J2-27422-01-00)	BRACKET, FOOTREST 2 .....	1	
47	90387-104A7-00	COLLAR .....	2	
48	(3J2-27414-00-00)	DAMPER, FOOTREST .....	2	
49	90105-10108-00	BOLT, WASHER BASED .....	4	

# REAR MASTER CYLINDER



Ref. No.	Part Number	Description	Qty	Remarks
1	2G2-27211-00-00	PEDAL, BRAKE	1	CHROME PLATED
2	(3J2-27212-00-00)	SHAFT, BRAKE PEDAL	1	
3	(3J2-27231-00-00)	ROD, BRAKE	1	
4	1J3-27222-01-00	JOINT	1	
5	90240-08013-00	PIN, CLEVIS	1	
6	90201-08083-00	WASHER, PLATE	1	
7	91490-16020-00	PIN, COTTER	1	
8	(90153-06028-00)	SCREW, HEXAGON	1	
9	90170-06184-00	NUT, HEXAGON	1	
10	90109-06468-00	BOLT	1	
11	92995-06100-00	WASHER, SPRING	1	
12	95303-08700-00	NUT	1	
13	(90508-45405-00)	SPRING, TORSION	1	
14	1J7-25850-52-00	MSTR CYLINDER ASSEMBLY	1	
15	1J3-25852-52-00	. CAP, RESERVOIR	1	
16	1J3-25854-51-00	. DIAPHRAGM RESERVOR	1	
17	1J3-25855-51-00	. BUSH, DIAPHRAGM	1	
18	95706-05500-00	. NUT, FLANGE	2	
19	90153-10015-00	. SCREW, hexagon	1	
20	90201-10610-00	. WASHER, plate	1	
21	1J3-25862-51-00	. BOOT, master cylinder	1	
22	90105-05129-00	. BOLT, WASHER BASED	1	
23	1J3-W0042-50-00	. CYLINDER KIT, MASTER (1J3-20000-50)	1	
24	3J3-25874-01-00	HOSE, BRAKE	1	
25	90401-10034-00	BOLT, UNION	2	
26	90201-10118-00	WASHER, PLATE	4	
27	97016-08025-00	BOLT	2	
28	92906-08100-00	WASHER, SPRING	2	

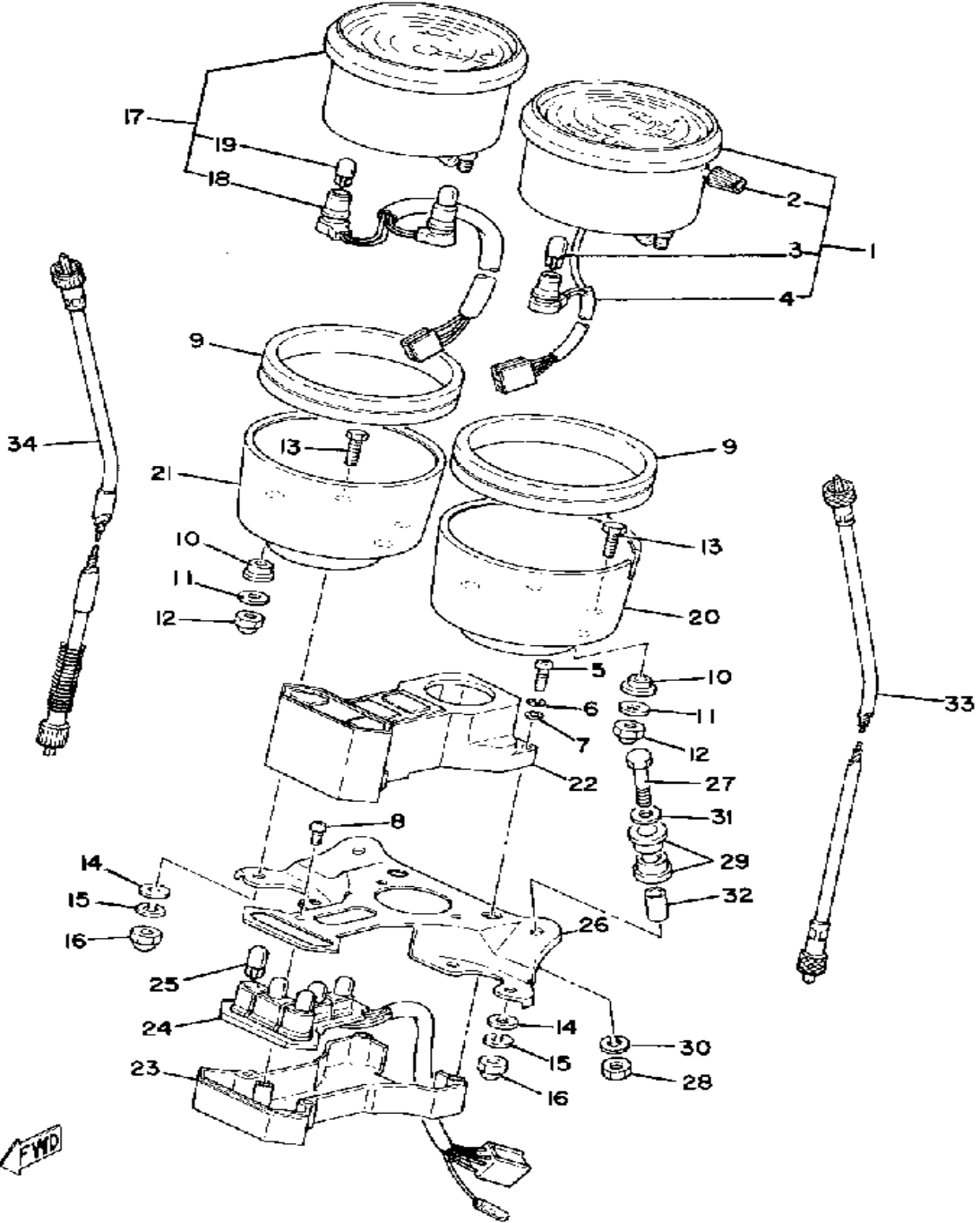
# FLASHER LIGHT



Ref. No.	Part Number	Description	Qty	Remarks
1	341-83310-72-93	FRT FLSHR LITE ASSEMBLY	2	CHROME PLATED
2	341-83312-70-00	. LENS, FLASHER	1	
3	3Y6-83313-00-00	. GASKET, FLSHR LENS	1	
4	256-83311-70-XX	. BULB, TS 12V27W	1	
5	341-83333-70-00	. SCREW, LENS FITTING	2	
6	341-83367-09-00	. BOLT, STUD	1	
7	90209-08098-00	WASHER, SPEC'L SHAP	2	
8	92990-08100-00	WASHER	2	
9	95333-08600-00	NUT	2	
10	341-83316-01-00	COLLAR, FLASHER 1	2	
11	256-84313-01-00	WIRE, EARTH	2	
12	341-83321-01-00	DAMPER, FLASHER 1	2	
13	3J3-83330-E0-93	R FLSHR LITE ASSEMBLY	2	CHROME PLATED
14	1A0-83312-K0-00	. LENS, FLASHER	1	
15	3Y6-83313-00-00	. GASKET, FLSHR LENS	1	
16	256-83311-70-XX	. BULB, TS 12V27W	1	
17	341-83333-70-00	. SCREW, LENS FITTING	2	
18	360-83367-09-00	. BOLT, STUD	1	
19	1E6-83348-00-00	WASHER	2	
20	92990-08100-00	WASHER	2	
21	95333-08600-00	NUT	2	
22	341-83316-01-00	COLLAR, FLASHER 1	2	
23	1E6-83321-00-00	DAMPER, FLASHER 1	2	
24	3FU-83364-00-00	WIRE, EARTH LEAD 1	2	

Headlight / Taillight / Signal Rating	12V80-66W / 12V27-8W / 12V27W
---------------------------------------	-------------------------------

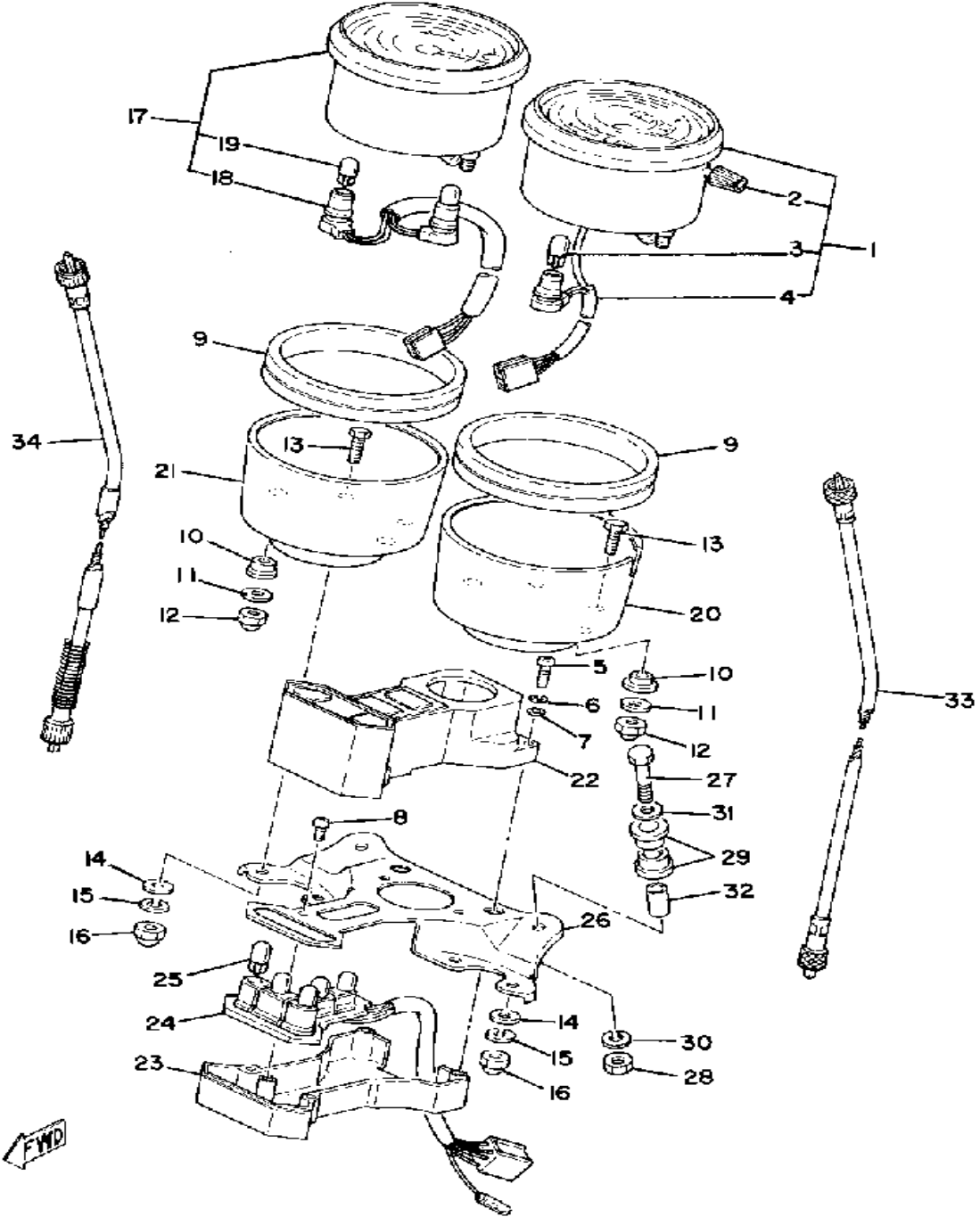
# SPEEDOMETER - TACHOMETER



Ref. No.	Part Number	Description	Qty	Remarks
1	5H1-83570-A0-00	SPEEDOMETER ASSEMBLY ..	1	
2	584-83578-71-00	. KNOB, TRIP METER .....	1	
3	4G1-84744-00-00	. BULB, MTR.12V3.4W .....	1	
4	10M-83520-20-00	. SOCKET CORD ASSEMBLY .	1	
5	98506-04020-00	SCREW, PAN HEAD .....	4	
6	92906-04100-00	WASHER, SPRING .....	4	
7	92906-04600-00	WASHER, PLATE .....	4	
8	98580-05010-00	SCREW, PAN HEAD .....	1	
9	3H3-83513-00-00	DAMPER .....	2	
10	584-83523-00-00	DAMPER .....	4	
11	92990-05200-00	WASHER, PLAIN .....	4	
12	95303-05800-00	NUT (CROWN) .....	4	
13	584-83546-00-00	BOLT .....	4	
14	92990-06200-00	WASHER .....	4	
15	92995-06100-00	WASHER, SPRING .....	4	
16	95303-06800-00	NUT (CROWN) .....	4	
17	3J3-83540-A1-00	TACHOMETER ASSEMBLY ...	1	
18	(10M-83509-10-00)	SOCKET CORD ASSEMBLY ..	1	
19	4G1-84744-00-00	. BULB, MTR.12V3.4W .....	2	
20	584-83507-00-00	COVER, SPEEDOMETER .....	1	
21	584-83508-00-00	COVER, TACHOMETER .....	1	
22	1J7-83568-71-00	PILOT BOX, UPPER .....	1	
23	1J3-83569-71-00	PILOT BOX, LOWER .....	1	
24	(3J3-83509-01-00)	SOCKET CORD ASSEMBLY ..	1	
25	4G1-84744-00-00	BULB, MTR.12V3.4W .....	5	
26	(1J3-83519-00-00)	BRACKET, METER .....	1	
27	97006-06040-00	BOLT .....	2	
28	95380-06600-00	NUT .....	2	
29	584-83541-00-00	DAMPER .....	4	

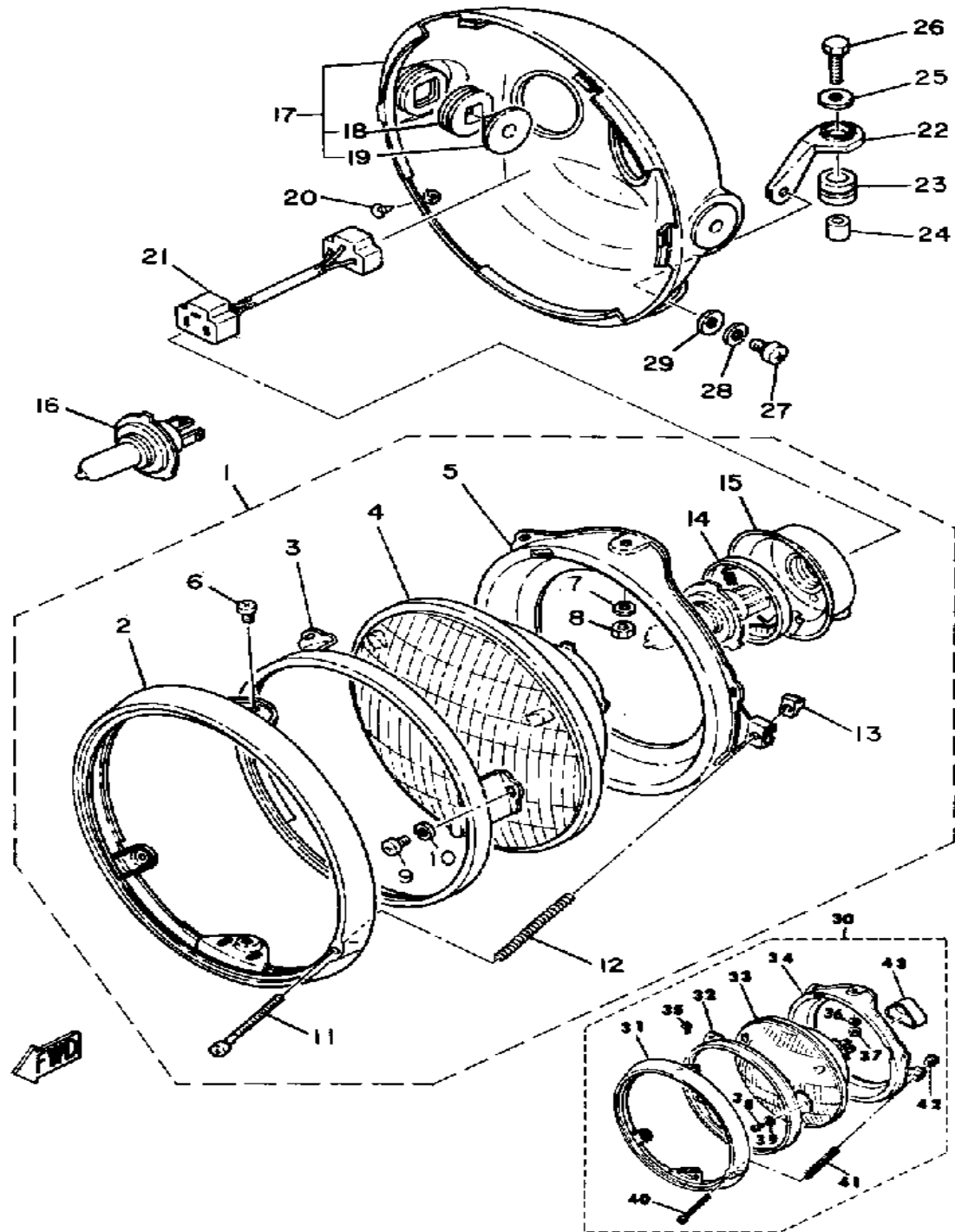
CONTINUED ON NEXT FRAME ➤

# SPEEDOMETER - TACHOMETER



Ref. No.	Part Number	Description	Qty	Remarks
30	92995-06100-00	WASHER, SPRING .....	2	
31	90201-06067-00	WASHER, PLATE .....	2	
32	90387-06249-00	COLLAR .....	2	
33	34X-83550-01-00	SPEEDOMETER CABLE ASSEMBLY .....	1	
34	3J3-83560-00-00	TACHOMETER CABLE .....	1	

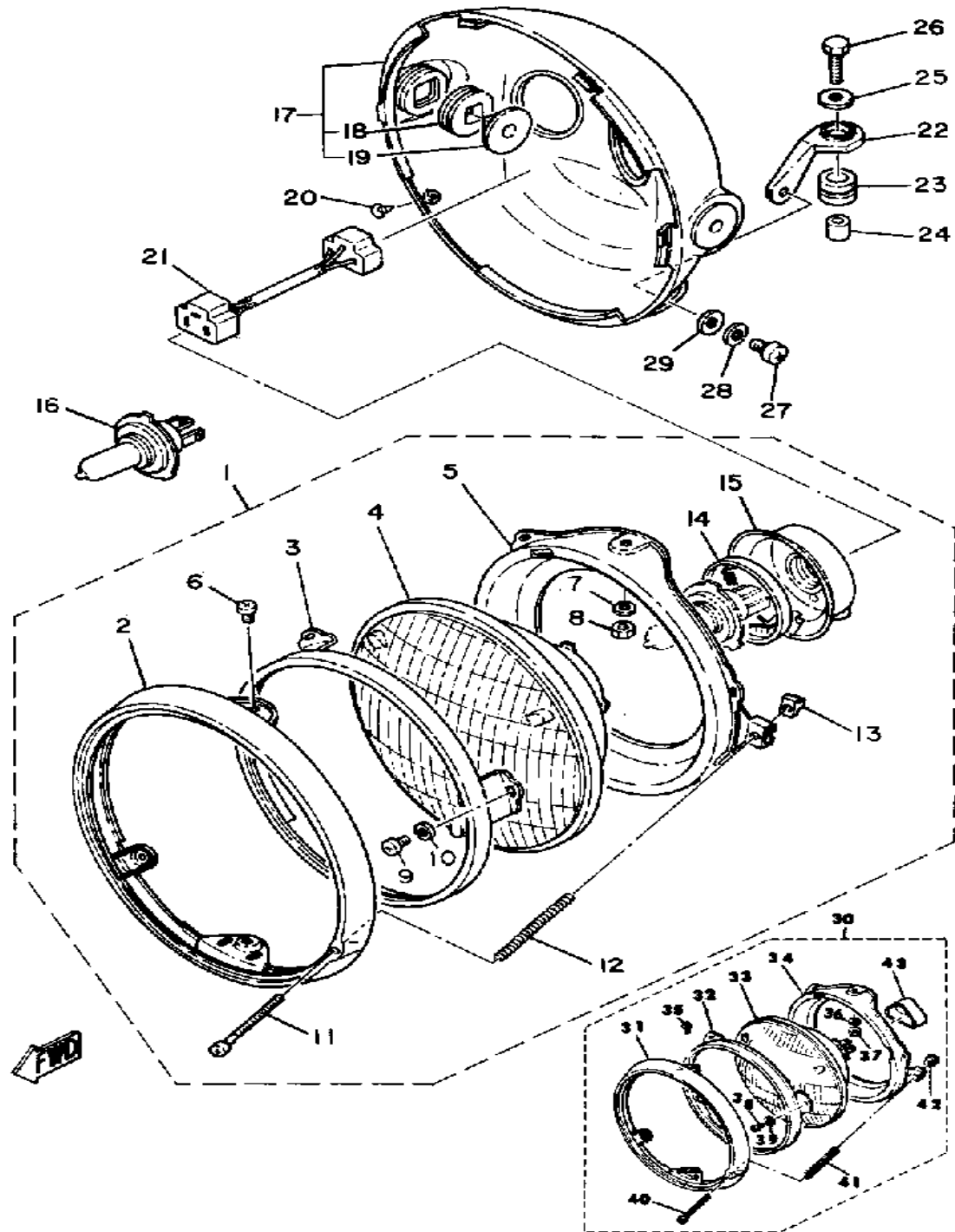
# HEADLIGHT



Ref. No.	Part Number	Description	Qty	Remarks
1	2F3-84303-A0-00	HEADLIGHT UNIT ASSEMBLY	1	
2	341-84315-40-00	. RIM, HEADLIGHT	1	
3	2F9-84395-00-00	. RING, RETAINING	1	
4	2F3-84321-A0-00	. LENS, HEADLIGHT	1	
5	2F9-84394-00-00	. RING, MOUNTING	1	
6	98580-05010-00	. SCREW, PAN HEAD	2	
7	92990-05100-00	. WASHER, SPRING	2	
8	95380-05600-00	. NUT	2	
9	98580-04008-00	. SCREW, PAN HEAD	3	
10	92901-04100-00	. WASHER, SPRING	3	
11	98580-04055-00	. SCREW, LENS FITTING	1	
12	341-84332-60-00	. SPRING, SCREW	1	
13	198-84334-60-00	. NUT, ADJUSTING	1	
14	2F9-84375-00-00	. SETTING PLATE, BULB	1	
15	2F9-84397-01-00	. COVER, SOCKET	1	
16	5V2-84314-00-XX	BULB, HL 12V60/55W (2F9-84314-00)	1	
17	1J7-84330-62-33	BODY ASSEMBLY	1	YAMAHA BLACK
18	584-84345-60-00	. DAMPER, HEADLIGHT	2	
19	584-84338-60-00	. COLLAR, BODY FTNG	2	
20	90152-05005-00	SCREW, COUNTERSUNK	2	
21	2H7-84359-00-00	CORD, HEADLIGHT	1	
22	1J7-84318-00-00	STAY, HEADLIGHT 1	1	
23	90480-16114-00	GROMMET	1	
24	90387-07598-00	COLLAR	1	
25	90201-06697-00	WASHER, PLATE	1	
26	97011-06025-00	BOLT (97001-06025)	1	
27	98503-06014-00	SCREW, PAN HEAD (92502-06016)	1	

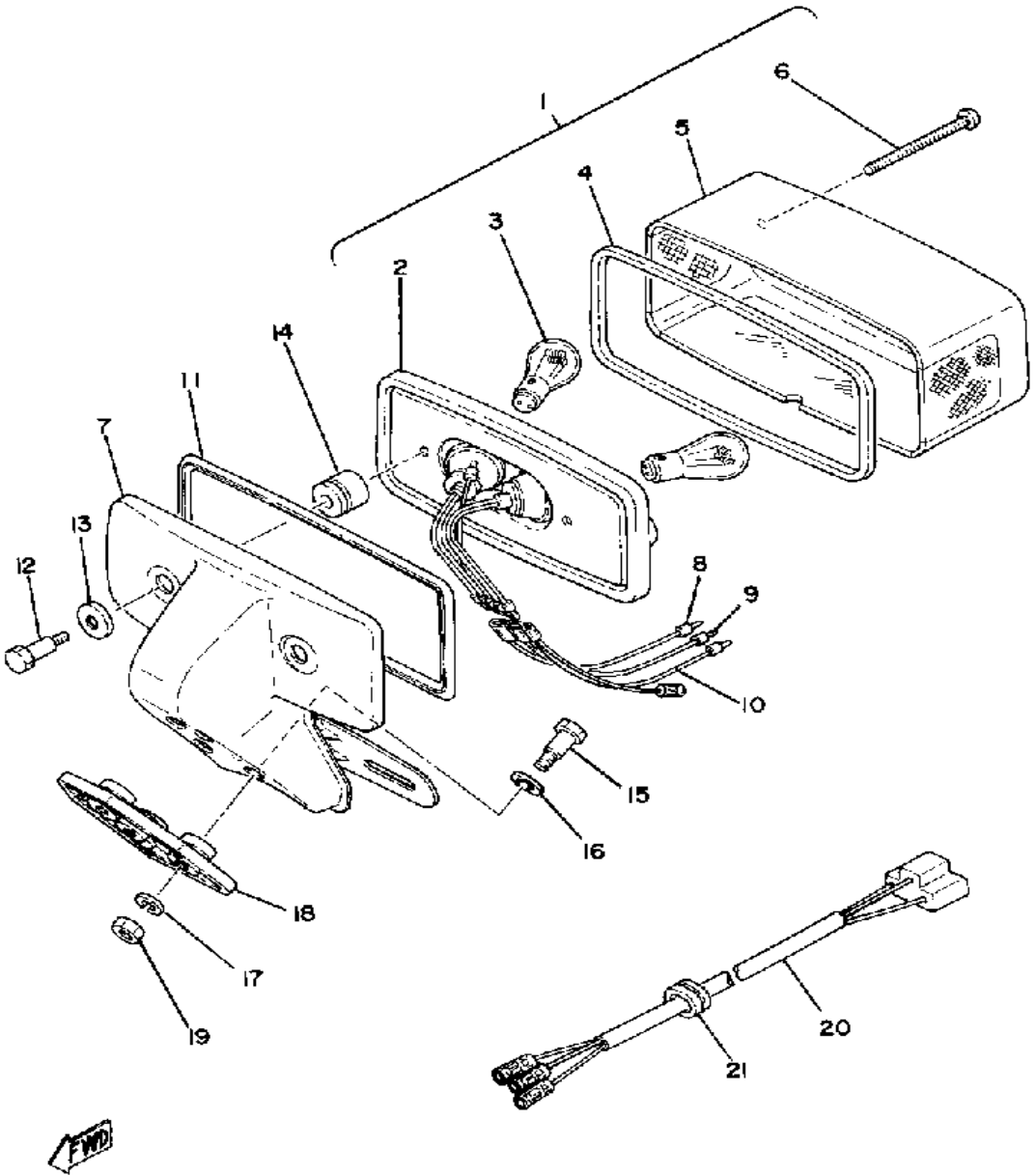
CONTINUED ON NEXT FRAME ►

# HEADLIGHT



Ref. No.	Part Number	Description	Qty	Remarks
28	92995-06100-00	WASHER, SPRING	1	
29	90201-06067-00	WASHER, PLATE	1	
30	2J2-84310-60-00	HEADLIGHT UNIT ASSEMBLY	1	ALTERNATE PARTS
31	341-84315-40-00	. RIM, HEADLIGHT	1	ALTERNATE PARTS
32	2F9-84395-00-00	. RING, RETAINING	1	ALTERNATE PARTS
33	341-84320-60-00	. LENS ASSEMBLY	1	ALTERNATE PARTS
34	2F9-84394-00-00	. RING, MOUNTING	1	ALTERNATE PARTS
35	98580-05010-00	. SCREW, PAN HEAD	2	ALTERNATE PARTS
36	92990-05100-00	. WASHER, SPRING	2	ALTERNATE PARTS
37	95380-05600-00	. NUT	2	ALTERNATE PARTS
38	98580-04008-00	. SCREW, PAN HEAD	3	
39	92901-04100-00	. WASHER, SPRING	3	ALTERNATE PARTS
40	98580-04055-00	. SCREW, LENS FITTING	1	ALTERNATE PARTS
41	341-84332-60-00	. SPRING, SCREW	1	ALTERNATE PARTS
42	198-84334-60-00	. NUT, ADJUSTING	1	ALTERNATE PARTS
43	341-84397-61-00	. COVER, SOCKET	1	ALTERNATE PARTS

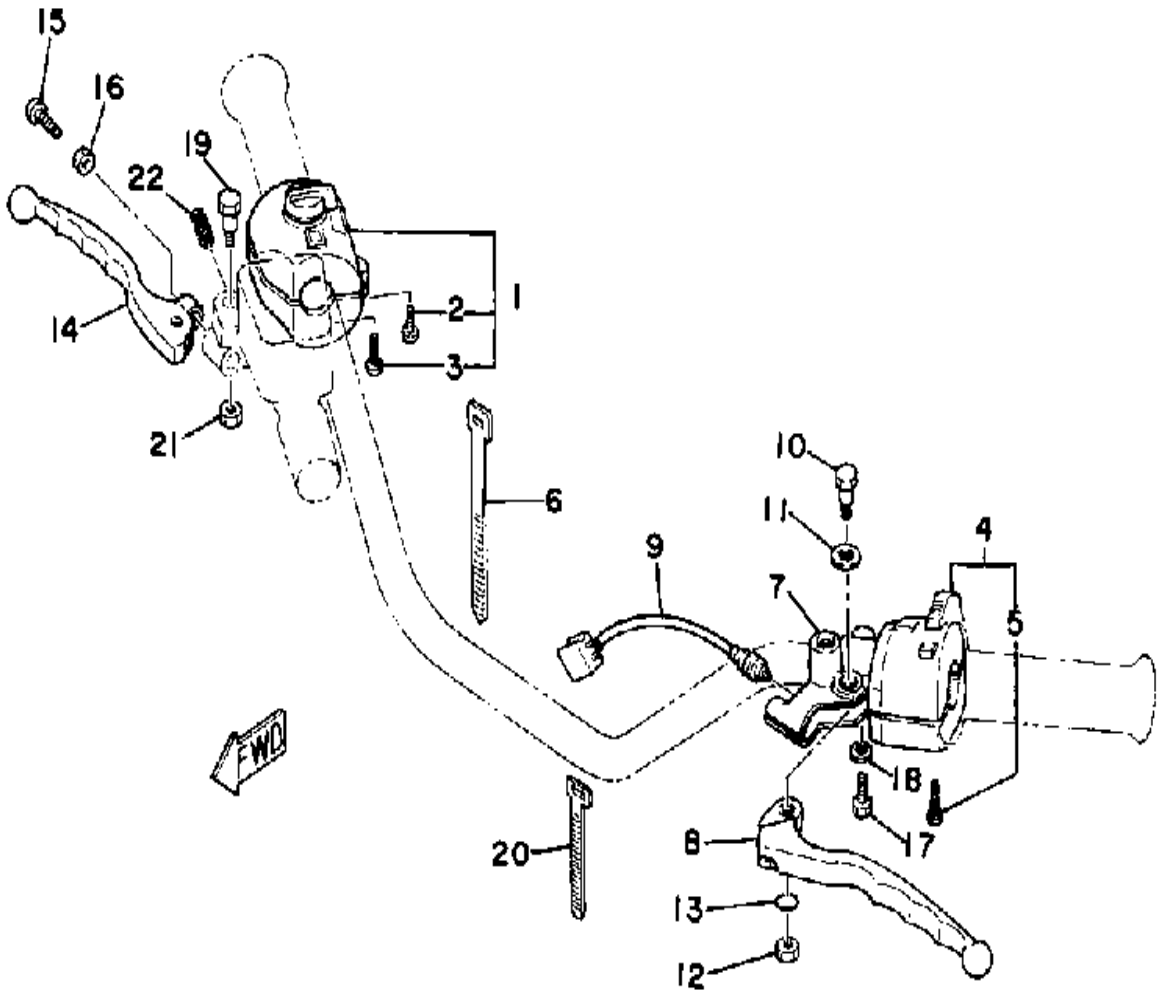
# TAILLIGHT



Ref. No.	Part Number	Description	Qty	Remarks
1	2A2-84710-60-00	TAILLIGHT UNIT ASSEMBLY ..	1	
2	(1A0-84711-60-00)	BASE, TAILLIGHT .....	1	
3	256-84714-61-00	. BULB (12V-27/8W) .....	2	
4	1A0-84723-60-00	. GASKET, TAIL LENS .....	1	
5	1A0-84721-60-00	. LENS, TAILLIGHT .....	1	
6	98580-04055-00	. SCREW, LENS FITTING .....	2	
7	(2H7-84751-60-93)	BRACKET, LICENSE .....	1	CHROME PLATED
8	(2H7-84717-10-00)	CORD, TAILLIGHT .....	1	BLUE
9	(2H7-84717-20-00)	CORD, TAILLIGHT .....	1	YELLOW
10	(2H7-84717-30-00)	CORD, TAILLIGHT .....	1	BLACK
11	(2H7-84742-00-00)	SEAT, BASE .....	1	
12	2H7-84752-00-00	BOLT, FITTING .....	2	
13	2H7-84754-00-00	WASHER, SPECIAL .....	2	
14	2H7-84753-00-00	DAMPER .....	2	
15	90109-06021-00	BOLT (248-84552-00) .....	3	
16	92990-08200-00	WASHER, PLAIN .....	3	
17	92995-06100-00	WASHER, SPRING .....	3	
18	2H7-84736-00-00	DAMPER, TAIL .....	1	
19	95380-06600-00	NUT .....	3	
20	(3J3-84717-00-00)	CORD, TAILLIGHT .....	1	
21	90480-15061-00	GROMMET .....	1	

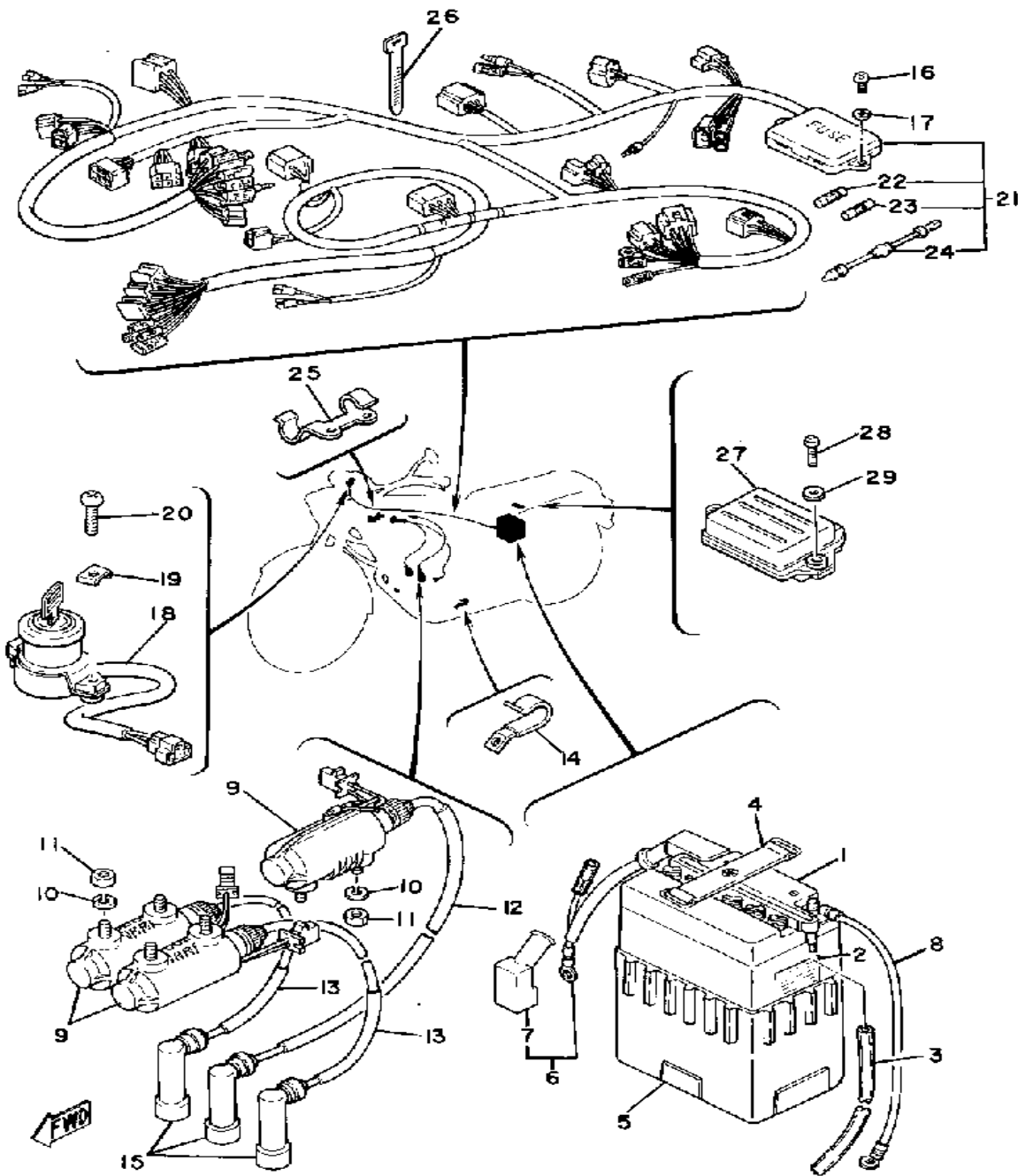
Headlight / Taillight / Signal Rating	12V60-55W / 12V27-8W / 12V27W
---------------------------------------	-------------------------------

# HANDLE SWITCH - LEVER



Ref. No.	Part Number	Description	Qty	Remarks
1	2G2-83975-00-98	SWITCH, HANDLE 2	1	LOW GLOSS BLK
2	98506-05030-00	. SCREW, PAN HEAD	1	
3	98506-05040-00	. SCREW, PAN HEAD	1	
4	2G2-83973-00-98	SWITCH, HANDLE 3	1	LOW GLOSS BLK
5	98506-05030-00	. SCREW, PAN HEAD	2	
6	437-83936-01-00	BAND, SWITCH CORD	4	
7	3Y6-82911-00-00	HOLDER, LEVER 1	1	
8	2H0-83912-30-00	LEVER L	1	
9	3Y6-82917-00-00	SWITCH	1	
10	2H7-83945-00-00	BOLT, LEVER	1	
11	90201-08083-00	WASHER, PLATE	1	
12	95601-06100-00	NUT, U	1	
13	93210-11368-00	O-RING	1	
14	4L0-83922-00-00	LEVER RH	2	
15	90149-06131-00	SCREW	1	
16	90170-06010-00	NUT	1	
17	97006-06022-00	BOLT	1	
18	92906-06100-00	WASHER, SPRING	1	
19	90109-06465-00	BOLT	1	
20	341-26397-01-00	BAND	2	
21	95601-06100-00	NUT, U	1	
22	90501-10312-00	SPRING, COMPRESSION	1	

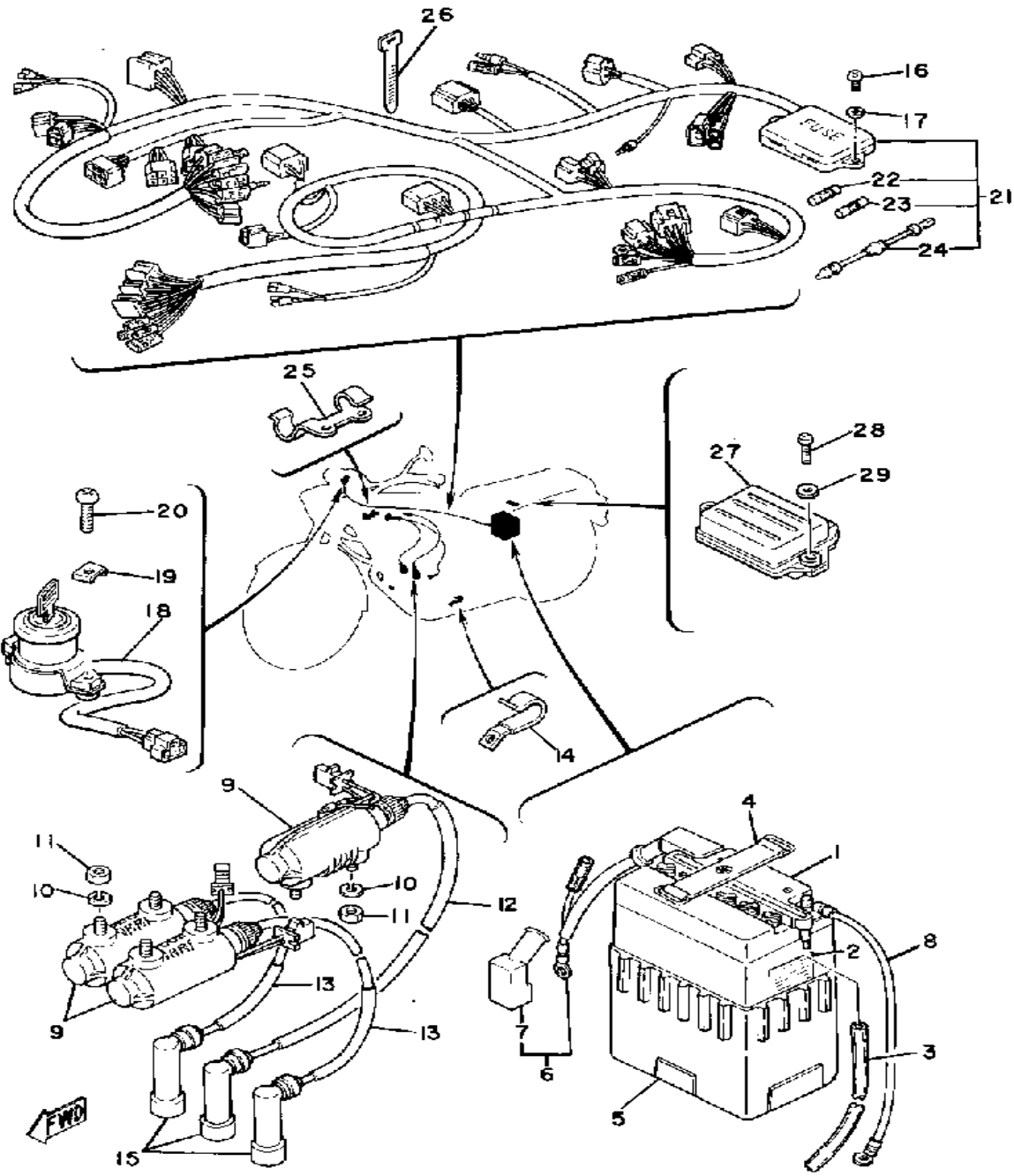
# ELECTRICAL 1



Ref. No.	Part Number	Description	Qty	Remarks
1	BTY-YB14L-A2-00	BATTERY ASSEMBLY (YB14L-A2)	1	
2	118-82141-09-00	LABEL, BATTERY	1	
3	90445-08380-00	HOSE	1	
4	120-82131-00-00	BAND, BATTERY	1	
5	447-82122-00-00	SEAT, BATTERY	1	
6	1J7-82115-00-00	WIRE, PLUS LEAD	1	
7	(1J7-82119-00-00)	COVER, LEAD WIRE	2	
8	1J7-82116-00-00	WIRE, MINUS LEAD	1	
9	3Y6-82310-60-00	IGNITION COIL ASS'Y	3	
10	92995-06100-00	WASHER, SPRING	6	
11	95380-06700-00	NUT	6	
12	41R-82342-00-00	CORD, high tension 2	1	
13	4X7-82341-00-00	CORD, HIGH TENS 1 (4X7-82342-00)	2	
14	90462-08056-00	CLAMP	1	
15	1J7-82370-00-00	PLUG CAP ASSEMBLY	3	
	1J7-82370-10-00	PLUG CAP ASSEMBLY	3	W/NOISE SUPPRESSOR
16	90149-059U1-00	SCREW, PANHEAD (97701-50516)	2	
17	92901-05600-00	WASHER, PLATE	2	
18	(4R3-82508-50-00)	MAIN SWITCH ASSEMBLY	1	
19	533-82517-00-00	WASHER, SPECIAL	2	
20	98501-05018-00	SCREW, PAN HEAD	2	
21	(4R3-82590-50-00)	WIRE HARNESS ASSEMBLY	1	
22	116-82151-00-00	. FUSE (10A)	3	
23	1A0-82161-00-00	. FUSE (20A) (148-82151-00-00)	1	
24	3H5-81980-00-00	. DIODE ASSEMBLY	1	
25	(1J7-82594-01-00)	CLAMP	1	

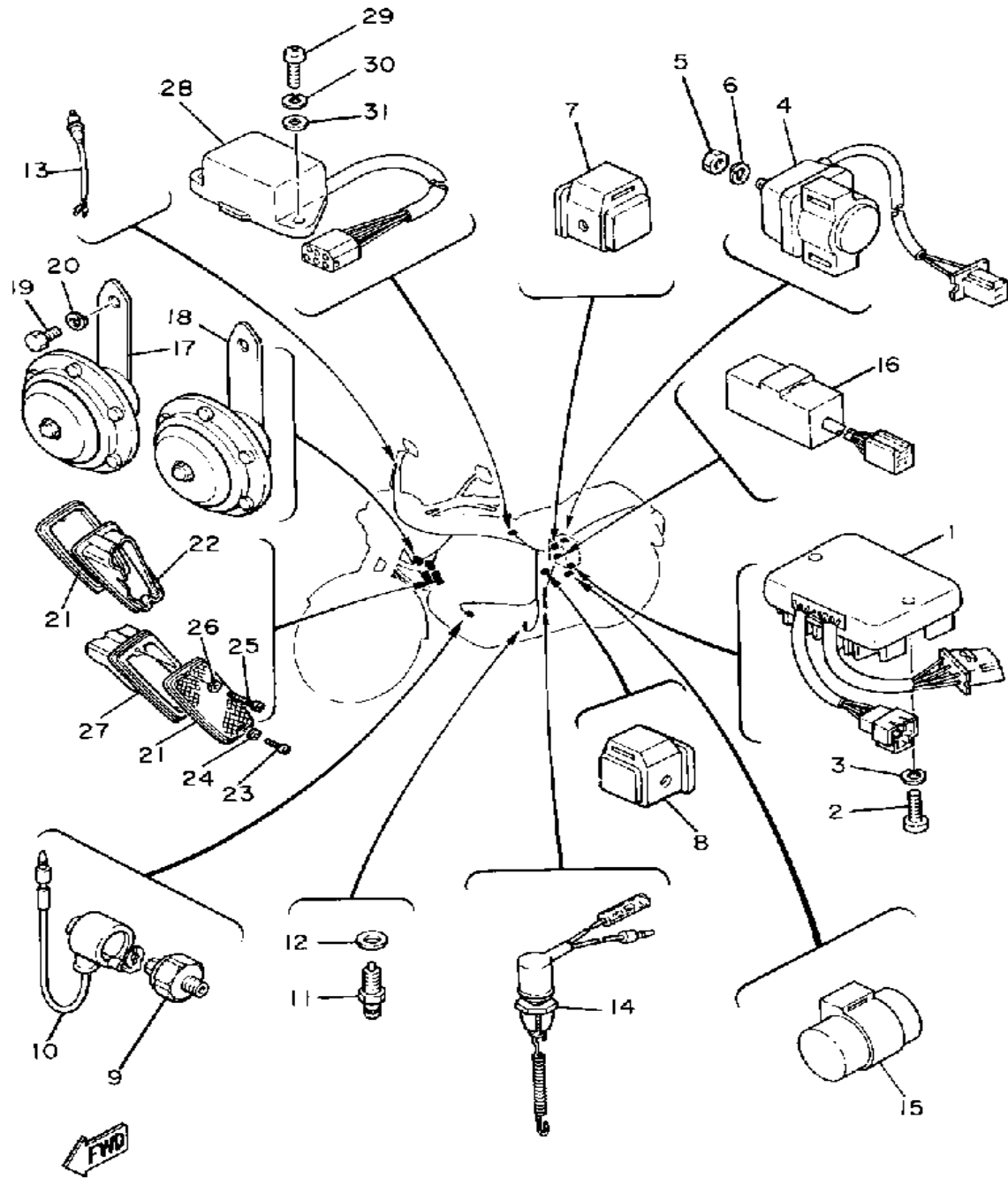
CONTINUED ON NEXT FRAME ►

# ELECTRICAL 1



Ref. No.	Part Number	Description	Qty	Remarks
26	437-83936-11-00	BAND, SWITCH CORD .....	3	
27	(4R2-82305-10-00)	IGNITOR UNIT ASSEMBLY 1 ..	1	
28	98511-06025-00	SCREW PAN HEAD (92501-06025) .....	2	
29	90201-065F3-00	WASHER, PLATE .....	2	

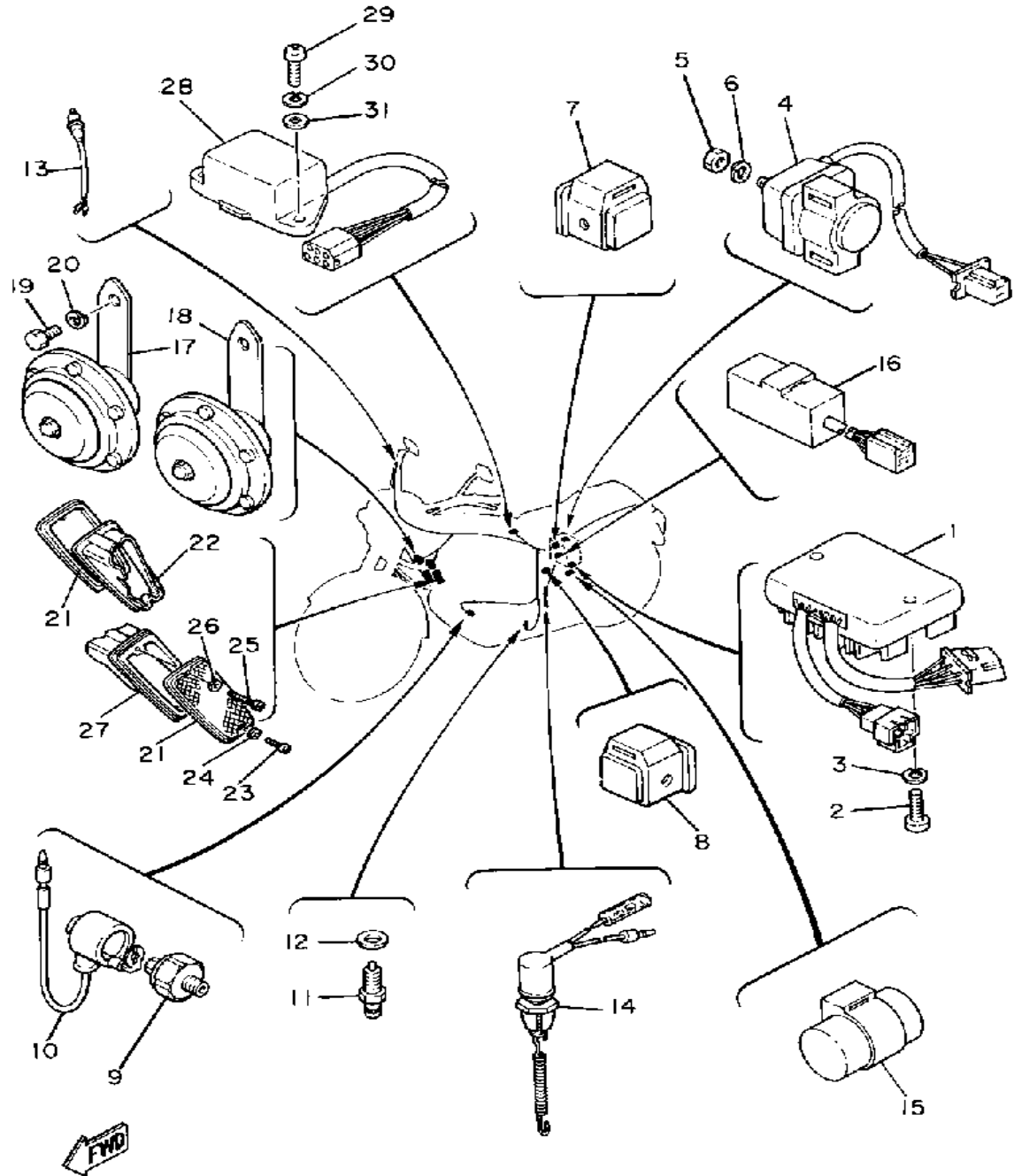
# ELECTRICAL 2



Ref. No.	Part Number	Description	Qty	Remarks
1	1T4-81960-A0-00	RECTIFIER/REG ASSEMBLY ..	1	
2	98511-06025-00	SCREW PAN HEAD (92501-06025) .....	2	
3	92995-06100-00	WASHER, SPRING .....	2	
4	1J7-81940-10-00	STARTER SWITCH ASSEMBLY	1	U.R.
	3AY-81940-00-00	STARTER RELAY ASSEMBLY .	1	U.R.
5	95380-06700-00	NUT .....	2	
6	92995-06100-00	WASHER, SPRING .....	2	
7	3H5-81950-00-00	RELAY ASSEMBLY .....	1	
8	12R-81950-01-00	RELAY ASSEMBLY.RELAY (4H7-81950-01) .....	1	
9	341-82504-02-00	OIL PRESSURE SWITCH ASS'Y .....	1	
10	(1J7-82507-00-00)	WIRE, LEAD .....	1	
11	2H7-82540-00-00	NEUTRAL SWITCH ASSEMBLY	1	
12	90430-10171-00	GASKET .....	1	
13	1A0-83980-30-00	STOP SWITCH ASSEMBLY ...	1	
14	2F1-82530-02-00	STOP SWITCH ASSEMBLY (2F1-82530-00) .....	1	
15	3J3-83350-70-00	FLASHER RELAY ASSEMBLY .	1	
16	1A0-83395-03-00	FLASHER CANCL UNIT .....	1	
17	4R2-83371-20-00	HORN .....	1	
18	4R2-83371-30-00	HORN .....	1	
19	97016-08016-00	BOLT .....	2	
20	92906-08100-00	WASHER, SPRING .....	2	
21	3G1-85110-00-00	FRT REFLECTOR ASSEMBLY .	2	
22	(3J3-85127-00-00)	BASE, REFLECTOR .....	1	
23	98506-04018-00	SCREW, PAN HEAD .....	2	
24	92901-04600-00	WASHER, PLATE .....	2	
25	849-84724-00-00	SCREW, LENS FITTING .....	2	

CONTINUED ON NEXT FRAME ►

# ELECTRICAL 2



Ref. No.	Part Number	Description	Qty	Remarks
26	92901-04600-00	WASHER, PLATE .....	2	
27	(3J3-85127-50-00)	BASE, REFLECTOR .....	1	
28	2F9-84308-00-00	RSRV LTNG UNIT ASSEMBLY .	1	
29	98580-06020-00	SCREW .....	2	
30	92995-06100-00	WASHER, SPRING .....	2	
31	92901-06600-00	WASHER .....	2	

## XS850H 1981 SERVICE DATA

<b>MODEL - IBM I.D. NUMBER</b>	XS850H	4R3
Initial Engine Number / Frame Number	4R3-000101 / 4R3-000101	
Basic Color(s)	Star Silver	
Fuel Type / Fuel Tank Capacity / Reserve Capacity	Regular / 17 Lit. (4.5 Gal.) / 3.0 Lit. (0.8 Gal.)	
Dry Vehicle Weight	274 kg (604 lbs.)	
<b>ENGINE TYPE</b>	4-Stroke, DOHC, Air-Cooled, Transverse Triple	
Bore/Stroke/Number Cylinders/Displacement (cc)	71.5mm / 68.6mm / 3 / 826cc	
Compression Ratio/Compression Pressure Min~Max	9.2:1 / 9 ~ 11 kg/cm <sup>2</sup>	
Piston Skirt Clearance New / Max	0.050 ~ 0.055mm / 0.1mm	
Ring End Gap Top / 2nd / 3rd	0.2 ~ 0.4mm / 0.2 ~ 0.4mm / 0.3 ~ 0.9mm	
Valve Clearance (Cold) Intake / Exhaust	0.11mm ~ 0.15mm / 0.21mm ~ 0.25mm	
Oil Pressure Hot / rpm	2.0 kg/cm <sup>2</sup> @ 60°C / 1100 rpm @ Oil Pressure Switch	
Oiling System	Wet Sump	
Capacity: Dry	3700cc	
Oil and Filter Change	3100cc	
Oil Change	2800cc	
Lubricant: Temp. Above 5°C (40°F)	Yamalube 4* or SAE 20W40 SE	
Temp. Below 15°C (60°F)	Yamalube 4* or SAE 10W30 SE	
<b>AUTOLUBE - Min Stroke / Color Code</b>	∅	
Minimum Output @ 200 Cycles	∅	
Maximum Output @ 200 Cycles	∅	
<b>CARBURETOR - Mfr. / Type / I.D. Number</b>	Hitachi / HSC34-10 / 3J3-00	
Main Jet / Pilot Jet	142 / 40	
Needle Jet / Jet Needle-Clip Position	2.6 / Y-01 Fixed	
Slide Cutaway or Throttle Valve	13° (#130)	
Float Level / Fuel Level	12.5 ± 1.0mm / NA	
Idle rpm	1100 ± 50 rpm	
Max CO* / Max HC* / Set CO	5.0 % / 500 ppm / 3.0 % (All Settings @ Idle)	
<b>SUSPENSION</b>		
Front Forks: Oil Type / Level / Qty	10 Wt. Fork Oil* or Equivalent / ∅ / 195cc	
Gas Pressure	0.4 kg/cm <sup>2</sup> (5.7 psi)	
Spring Length Std	508.5mm	
Monoshock: Oil Type / Qty	∅	
Gas Pressure	∅	
Minimum Brake Lining Thickness	Front: 6.0mm Rear: 6.0mm	
Tire Size (Nominal Pressure)	F:3.25H19 (2.8 kg/cm <sup>2</sup> /40 psi) R:4.50H17 (2.8 kg/cm <sup>2</sup> /40 psi) †	
<b>TRANSMISSION - Oil Type/Qty Chg/Qty Reassemble</b>	See ENGINE Above	
Primary Drive Type / Teeth / Ratio	Spur Gear - Silent Chain / 45-27 / 1.666	
Secondary Drive Type / Teeth / Chain	Shaft / 35-31 x 19-18 x 32-11 / ∅	
Clutch Friction Plate Thickness Std ~ Min	2.8 ~ 2.6mm	
Clutch Spring Length Std ~ Min	42.8 ~ 41.5mm	
Middle Gear Case Capacity	375cc	
Final Gear Case Capacity	300cc	
Gear Case Lubricant: Temp. Above 5°C (40°F)	SAE 90 Hypoid Gear Oil GL-4	
Temp. Below 15°C (60°F)	SAE 80 Hypoid Gear Oil GL-4	
All Weather Conditions	SAE 80W90 Hypoid Gear Oil GL-4	

† = Max Payload 360 lbs. (Rider, Passenger, Cargo)

SERVICE COPY	SER MGR	MECH	MECH	MECH	BINDER
OFFICE COPY	GEN MGR	SALES	PARTS	BINDER	PAGE 1 OF 2

<b>CHARGING SYSTEM</b>	AC Generator / 3-Phase / Full Wave
Battery: Model / Specific Gravity / Charge Rate	Yuasa YB14L (12V 14AH) / 1.28 / 1.4A
Maximum Output	14V 20A @ 5000 rpm
<b>TROUBLESHOOTING</b>	
Field Coil Color Code / Ω	Rotor: Grn ~ Blk / 3.5 Ω ± 10% Stator: Wht ~ Wht / 0.48 Ω ± 10%
Charge Coil Color Code / Ω	∅
<b>IGNITION SYSTEM</b>	Transistor-Controlled Ignition
Ignition Timing	10° Mark
	Std: 10° @ 1100 rpm Adv: 34° @ 4000 rpm
Spark Plug Type	NGK BP7ES or Champion N7Y
Spark Plug Gap / Torque / Cap Ω	0.7 ~ 0.8mm / 2.0 m·kg / 5K Ω ± 20%
Point Gap / Condenser Capacitance	∅ / ∅
<b>TROUBLESHOOTING</b>	
Ignition Coil Test Gap / Primary Ω / Secondary Ω	6mm / 2.75 Ω ± 10% / 7.9K Ω ± 20%
Pulser Coil or Pickup Coil Color Code / Ω	Org ~ Blk / Yel ~ Blk / Gry ~ Blk / 650 Ω ± 15%
Source Coil Color Code / Ω	∅
<b>LIGHTING SYSTEM</b>	
Headlight / Taillight / Signal Rating	12V60-55W / 12V27-8W / 12V27W
<b>TROUBLESHOOTING</b>	
Lighting Coil Color Code / Ω	∅
<b>TORQUE VALUES</b>	
Front Axle Nut	14 x 1.5: 10.0 m·kg
Front Axle Holder Nut	8 x 1.25: 2.0 m·kg
Rear Axle Nut	18 x 1.5: 16.0 m·kg
Rear Axle Pinch Bolt	8 x 1.25: 0.6 m·kg
Clutch Nut	24 x 1.5: 11.0 m·kg
Drain Plug	14 x 1.5: 4.3 m·kg
Cylinder Head Cover	6 x 1.0: 1.0 m·kg
Cylinder Head:	10 x 1.25: 3.5 m·kg (Use Oil)
	8 x 1.25: 2.3 m·kg (Use Oil)
Engine Mounting Bolts: Front	10 x 1.25: 5.5 m·kg
Rear	12 x 1.25: 2.6 m·kg

∅ = Does Not Apply To This Model  
NA = Information Not Available

\*Available From Yamaha Parts Distributors Inc.  
\*For Diagnostic Use Only

<b>CHARGING SYSTEM</b>	AC Generator / 3-Phase / Full Wave
Battery: Model / Specific Gravity / Charge Rate	Yuasa YB14L (12V 14AH) / 1.28 / 1.4A
Maximum Output	14V 20A @ 5000 rpm
<b>TROUBLESHOOTING</b>	
Field Coil Color Code / $\Omega$	Rotor: Grn ~ Blk / 3.5 $\Omega$ $\pm$ 10% Stator: Wht ~ Wht / 0.48 $\Omega$ $\pm$ 10%
Charge Coil Color Code / $\Omega$	$\emptyset$
<b>IGNITION SYSTEM</b>	Transistor-Controlled Ignition
Ignition Timing	10° Mark
	Std: 10° @ 1100 rpm Adv: 34° @ 4000 rpm
Spark Plug Type	NGK BP7ES or Champion N7Y
Spark Plug Gap / Torque / Cap $\Omega$	0.7 ~ 0.8mm / 2.0 m-kG / 5K $\Omega$ $\pm$ 20%
Point Gap / Condenser Capacitance	$\emptyset$ / $\emptyset$
<b>TROUBLESHOOTING</b>	
Ignition Coil Test Gap / Primary $\Omega$ / Secondary $\Omega$	6mm / 2.75 $\Omega$ $\pm$ 10% / 7.9K $\Omega$ $\pm$ 20%
Pulser Coil or Pickup Coil Color Code / $\Omega$	Org ~ Blk / Yel ~ Blk / Gry ~ Blk / 650 $\Omega$ $\pm$ 15%
Source Coil Color Code / $\Omega$	$\emptyset$
<b>LIGHTING SYSTEM</b>	
Headlight / Taillight / Signal Rating	12V60-55W / 12V27-8W / 12V27W
<b>TROUBLESHOOTING</b>	
Lighting Coil Color Code / $\Omega$	$\emptyset$
<b>TORQUE VALUES</b>	
Front Axle Nut	14 x 1.5: 10.0 m-kG
Front Axle Holder Nut	8 x 1.25: 2.0 m-kG
Rear Axle Nut	18 x 1.5: 16.0 m-kG
Rear Axle Pinch Bolt	8 x 1.25: 0.6 m-kG
Clutch Nut	24 x 1.5: 11.0 m-kG
Drain Plug	14 x 1.5: 4.3 m-kG
Cylinder Head Cover	6 x 1.0: 1.0 m-kG
Cylinder Head:	10 x 1.25: 3.5 m-kG (Use Oil)
	8 x 1.25: 2.3 m-kG (Use Oil)
Engine Mounting Bolts: Front	10 x 1.25: 5.5 m-kG
Rear	12 x 1.25: 2.6 m-kG

$\emptyset$  = Does Not Apply To This Model  
 NA = Information Not Available

\*Available From Yamaha Parts Distributors Inc.  
 \*For Diagnostic Use Only